



**GOVERNOR
JOSH SHAPIRO
EXECUTIVE BUDGET
2024-2025**

BUDGET.PA.GOV



Commonwealth of Pennsylvania
Office of the Governor
Harrisburg

February 6, 2024

To the People of the Commonwealth of Pennsylvania:

A little more than one year ago, I had the high honor of being sworn into office as the 48th Governor of the Commonwealth of Pennsylvania. Over the past year, I have traveled across the Commonwealth, listening to your stories and working hard to deliver results for you. In my Administration, we have a GSD attitude – we get stuff done – and we have worked hard to make Pennsylvania the best place to live, to work, and to raise a family. In just one year, we have made huge strides – reducing costs for our seniors and working families, expanding the Property Tax and Rent Rebate Program and the Child and Dependent Care Enhancement Tax Credit, investing in our K-12 public schools, creating jobs and making Pennsylvania a better place to do business, and supporting law enforcement and making our communities safer.

I am proud of the progress we have made in this first year. The majority of the commonsense initiatives that I proposed in my first budget were funded and are being implemented. In addition, we've proven that investing in the good people of Pennsylvania is a good bet. Thanks to sound fiscal management in our first year, all three major credit rating agencies improved our outlook or gave us an upgrade. As a result of those ratings improvements, taxpayers are saving nearly \$100 million that otherwise would have gone to big banks and investment firms – that's on top of our \$14 billion surplus. We accomplished all of that while cutting taxes and making historic investments in our people and their success. Now is the time to double down on our progress and invest more of that surplus to create opportunity and prosperity for Pennsylvanians.

In Harrisburg, we've already proven that we can work together across party lines to get stuff done – but we can, and must, do more. So now, with my second proposed budget, it is time to build on the progress we made last year and address the challenges we're facing. This budget builds on the progress we've made by increasing funding for police, fire, and emergency medical services, making historic investments in our students and schools, rethinking the way we support higher education, making competitive and groundbreaking investments in economic development, focusing on the mental and overall health of our residents, and making sure government works for all Pennsylvanians. This budget addresses the big challenges facing our Commonwealth, while giving Pennsylvanians the freedom to chart their own course and the opportunity to succeed.

My budget provides resources to law enforcement, community groups, and school districts to address gun violence at the local level. This budget also proposes to double the amount of grant funding we provide to our local paid and volunteer fire companies for access to critical needs to protect our communities while building on the criminal justice reforms we have undertaken within the first year in office by providing resources to assist those seeking a second chance in society via probation or awaiting re-entry.

We are at a pivotal moment when it comes to funding public education. In my first budget, I secured the largest single investment in history, \$567 million, into Basic Education Funding. Now is the time to build on that investment. This budget proposes to provide an adequacy investment to districts, so our students have the resources they need to reach their full potential. It also includes targeted investments in repairing our school facilities, special education funding, and mental health supports.

I believe every Pennsylvanian should have the freedom to chart their own course and the opportunity to succeed. There are many paths to success. Some will go into the military after high school. Some will go into the workforce. And some will go to college. We need to respect all avenues of opportunity, and we need to invest in them – and this budget does. With regards to higher education, this budget proposes a significant investment in our state-owned universities and community colleges, in line with my blueprint for a higher education system focused on competitiveness and workforce development and grounded in access and affordability.

A strong higher education can serve as a linchpin to economic success, but for too long, Pennsylvania has fallen behind our peer states in making real investments in economic development. We must prepare now, and operate at the speed of business today, so that Pennsylvania is a leading contender to benefit from the businesses of tomorrow. This budget makes significant, strategic investments that will allow the Pennsylvania economy to compete and win regionally, nationally, and globally. To further spur economic growth, this budget also increases the state share of funding to public transit for the first time in over a decade, supporting the systems Pennsylvanians rely on to take them where they need to go. These investments will help attract and grow businesses in Pennsylvania, help our workers gain or maintain family-sustaining employment, and create a more prosperous Pennsylvania for all.

In addition to good schools and a prosperous economy, we must also invest in the health of all residents, including the availability of services in times of need. In last year's budget, I was proud to secure a \$100 million investment in the mental health of our students. This year, I am calling to make that funding permanent for this critical program while also expanding the services we provide for adult mental health, with state investments in the 988 Suicide and Crisis Lifeline and other crisis centers. This budget calls for a major increase in rates for intellectual disabilities and autism providers – and it proposes funding to permanently fund the Long-Term Care Transformation Office, while also providing substantial funding to the Department of Aging to help Pennsylvanians age their way. Overall, this budget proposes to provide resources to support our most vulnerable, regardless of where they reside.

This budget makes significant investments to protect our natural environment, provide funding to maintain our state parks and forest, and support our agricultural industry. The budget provides for the creation of new trails while improving our extensive existing trail network. Additionally, the budget proposes funding to make Pennsylvania the epicenter for the future of American agriculture by incubating new innovative agricultural projects, right here at home.

Finally, this budget proposes initiatives to address some of Pennsylvanians' most acute needs. This budget takes on issues ranging from helping communities address homelessness and housing challenges, to eliminating the burden of debt for medically necessary treatments, to the legalization of adult use cannabis and the expungement of records related to prior convictions. As I've directed my Administration to do for the past year, this budget works for all Pennsylvanians, ensuring we deliver on the promises I've made to you as your Governor.

My first budget was a down payment on the vision I have for this great Commonwealth – but I know that the only way we move forward is together. I'm calling on the General Assembly to work with me to implement the commonsense initiatives laid out in this Executive Budget. Doing so together will make Pennsylvania competitive and with it, improve the lives of each one of our residents.

Sincerely,



Governor Josh Shapiro



GOVERNMENT FINANCE OFFICERS ASSOCIATION

*Distinguished
Budget Presentation
Award*

PRESENTED TO

**Commonwealth of Pennsylvania
Pennsylvania**

For the Fiscal Year Beginning

July 01, 2023

Christopher P. Morill

Executive Director

The Government Finance Officers Association of the United States and Canada (GFOA) presented an award of Distinguished Presentation to the Commonwealth of Pennsylvania for its annual budget for the fiscal year beginning July 1, 2023. This award is valid for a period of one year.

In order to receive this award, a governmental unit must publish a budget document that meets program criteria as a policy document, as an operations guide, as a financial plan, and as a communication device.

To view the Governor's Executive Budget online or learn more about the Pennsylvania Office of the Budget, go to www.budget.pa.gov. To learn more about the Commonwealth of Pennsylvania, go to www.pa.gov.

Overview of Sections within the Budget

Preface

Includes the Governor's Letter, Distinguished Budget Presentation Award, an overview of sections within the budget, and the table of contents.

Reader's Guide

Provides an explanation of the budget process, program budget structure, and the basis of budgeting and accounting, and summarizes significant financial policies and lists terms used in the budget.

A. Overview and Summaries

Provides summary information regarding program policy direction and budget themes. It discusses the economic outlook, major operating funds, and overall complement and summarizes the budget for major Commonwealth funds including the General Fund, Motor License Fund, Lottery Fund, and Budget Stabilization Reserve (Rainy Day) Fund.

B. Program Budget Summary

Provides a summary of the budget by major revenue source and information for each major program by component categories and subcategories (subdivisions of programs).

C. Summary by Fund

Provides a summary for the General Fund and Special Funds, including detailed data on revenues and a summary of expenditures for each fund. Detailed expenditure and program information is found within Section E: Department Presentations.

D. Tax Expenditures

Provides information regarding tax expenditures for the General Fund, Motor License Fund, and selected other funds. These are tax credits, deductions, exceptions, and exclusions provided in law which result in a significant reduction in revenues that would otherwise be received at current tax rates.

E. Department Presentations

Provides detailed expenditure information by agency, program, and funding source. Each department presentation includes a Summary by Fund and Appropriation, Program Funding Summary, information on major programs, appropriation funding details, and Program Measures.

F. Capital Budget

Provides detailed information by agency regarding proposed capital budget projects. In addition, lists proposed funding sources and amounts needed to support the capital program for the next five years.

G. Public Debt

Provides data on the debt obligations of the Commonwealth used to fund capital programs, voter-approved bond referendums, and certain disaster relief programs.

H. Other Special Funds

Provides a brief description and financial data for all Commonwealth funds not given an expanded treatment in other sections of the budget.

I. Complement

Provides a summary by department of salaried complement on a full-time equivalent (FTE) basis. It also provides a brief description by agency and appropriation of the complement changes recommended in the budget.

J. Statistical Data

Provides historical data for various Pennsylvania economic indicators.

PREFACE

<u>GOVERNOR’S LETTER</u>	i
<u>DISTINGUISHED BUDGET PRESENTATION AWARD</u>	iii
<u>OVERVIEW OF SECTIONS WITHIN THE BUDGET</u>	iv
<u>TABLE OF CONTENTS</u>	v
<u>READER’S GUIDE:</u>	1
<u>Commonwealth of Pennsylvania Organization Chart</u>	2
<u>The Budget Process</u>	3
<u>The Capital Budget Process</u>	5
<u>The Commonwealth’s Program Budget Structure</u>	6
<u>Summary by Fund and Appropriation</u>	8
<u>Basis of Budgeting and Basis of Accounting for Financial Reporting</u>	12
<u>Significant Financial Policies</u>	13
<u>Terms Used in the Budget Process</u>	14
<u>Federal Funds Identification</u>	19
A. <u>OVERVIEW AND SUMMARIES</u>	
<u>Fiscal and Program Policy Direction and Budget Themes:</u>	A1-2
<u>Themes Introduction</u>	A1-2
<u>Budget Themes</u>	A1-4
<u>Economic Outlook</u>	A1-22
<u>State Fiscal Recovery Funds</u>	A2-1
<u>Infrastructure Investment and Jobs Act Funds</u>	A2-3
<u>Public Information and Communications</u>	A3-1
B. <u>PROGRAM BUDGET SUMMARY</u>	
<u>Guide to the “Summary of Revenues and Expenditures for the Operating Program” Statement</u>	B2
<u>Summary of Revenues and Expenditures for the Operating Program</u>	B3
<u>Seven Year Commonwealth Program Summary - General and Special Funds</u>	B4
<u>Dollar Chart by Program - General and Special Funds</u>	B5
<u>Seven Year Summary of Commonwealth Programs</u>	B6
<u>Direction and Supportive Services</u>	B8
<u>Protection of Persons and Property</u>	B9
<u>Education</u>	B11
<u>Health and Human Services</u>	B12
<u>Economic Development</u>	B14
<u>Transportation</u>	B15
<u>Recreation and Cultural Enrichment</u>	B16
<u>Debt Service</u>	B17
C. <u>SUMMARY BY FUND</u>	
<u>Summary of Major Operating Funds</u>	C1-2
<u>General Fund</u>	C1-3
<u>Seven Year Commonwealth Program Summary - General Fund</u>	C1-5
<u>Dollar Charts - General Fund Income and Outgo</u>	C1-6
<u>Dollar Chart by Character of Expenditure - General Fund</u>	C1-7
<u>Seven Year Financial Statement - General Fund</u>	C1-8
<u>Notes on Financial Statement</u>	C1-9
<u>Adjustments to Revenue Estimate</u>	C1-12
<u>General Fund Revenue Summary</u>	C1-13
<u>Revenue Sources</u>	C1-14
<u>Revenue Detail</u>	C1-21
<u>Revenue History</u>	C1-31
<u>Summary by Department</u>	C1-32

<u>Motor License Fund</u>	
<u>Financial Statement</u>	C2-3
<u>Summary by Department</u>	C2-4
<u>Revenue Summary</u>	C2-7
<u>Adjustments to Revenue Estimate</u>	C2-7
<u>Revenue Sources</u>	C2-8
<u>Revenue Detail</u>	C2-10
<u>Restricted Revenues Not Included in Department Total</u>	C2-12
<u>Lottery Fund</u>	
<u>Financial Statement</u>	C3-3
<u>Summary by Department</u>	C3-4
<u>Revenue Summary</u>	C3-6
<u>Revenue Sources</u>	C3-6
D. <u>TAX EXPENDITURES</u>	
<u>Tax Expenditure Analysis</u>	D2
<i>General Fund Tax Expenditures</i>	
<u>Credit Programs</u>	D5
<u>Corporation Taxes</u>	
<u>Corporate Net Income</u>	D9
<u>Gross Receipts</u>	D12
<u>Public Utility Realty</u>	D13
<u>Insurance Premiums</u>	D15
<u>Bank and Trust Company Shares</u>	D18
<u>Mutual Thrift Institutions</u>	D19
<u>Sales and Use Tax</u>	D20
<u>General/Personal Expenditures</u>	D20
<u>Fuels and Utilities</u>	D24
<u>Motor Vehicles/Vessels</u>	D26
<u>Production Expenditures</u>	D28
<u>Other</u>	D30
<u>Cigarette Tax</u>	D41
<u>Tobacco Products Tax</u>	D41
<u>Malt Beverage Tax</u>	D41
<u>Liquor Tax</u>	D41
<u>Personal Income Tax</u>	D42
<u>Exclusions from Income</u>	D42
<u>Credits</u>	D50
<u>Estimated Taxes</u>	D51
<u>Realty Transfer Tax</u>	D52
<u>Inheritance Tax</u>	D58
<u>Family Related Exemptions and Exclusions</u>	D58
<u>Personal Exclusions and Deductions</u>	D60
<u>Business Related Exclusions and Deductions</u>	D63
<u>Other Exclusions</u>	D65

<u>Table Game Taxes</u>	D66
Motor License Fund Tax Expenditures:	
<u>Oil Company Franchise Tax</u>	D67
<u>Motor Carriers Road Tax/IFTA</u>	D70
<u>Motor Vehicle Code</u>	D73
Special Fund Tax Expenditures:	
<u>Public Transportation Assistance Fund</u>	D76
<u>Motor Vehicle Lease Tax and Motor Vehicle Rental Fee</u>	D76
<u>Tire Fee</u>	D78
<u>State Racing Fund</u>	D78
<u>Unemployment Compensation Insurance Tax</u>	D79
<u>State Gaming Fund</u>	D79
E. DEPARTMENT PRESENTATIONS	
<u>Department Funding Summary</u>	E1-2
<u>Governor’s Office</u>	E1-3
<u>Executive Direction</u>	E1-5
<u>Lieutenant Governor</u>	E2-1
<u>Executive Direction</u>	E2-3
<u>Executive Offices</u>	E3-1
<u>Executive Direction</u>	E3-6
<u>Legal Services</u>	E3-10
<u>Prevention and Elimination of Discriminatory Practices</u>	E3-11
<u>Development of Artists and Audiences</u>	E3-12
<u>Juvenile Reentry into Communities</u>	E3-13
<u>Commission on Crime and Delinquency</u>	E4-1
<u>Criminal and Juvenile Justice Planning and Coordination</u>	E4-6
<u>Attorney General</u>	E5-1
<u>Public Protection and Law Enforcement</u>	E5-5
<u>Auditor General</u>	E6-1
<u>Auditing</u>	E6-4
<u>Municipal Pension Systems</u>	E6-5
<u>Treasury</u>	E7-1
<u>Disbursement, Investment, and Cash Management</u>	E7-5
<u>Debt Service</u>	E7-7
<u>Aging</u>	E8-1
<u>Community Services for Older Pennsylvanians</u>	E8-5
<u>Pharmaceutical Assistance</u>	E8-7
<u>Agriculture</u>	E9-1
<u>Protection and Development of Agricultural Industries</u>	E9-8
<u>Horse Racing Regulation</u>	E9-14
<u>Emergency Food Assistance</u>	E9-15
<u>Banking and Securities</u>	E10-1
<u>Financial Services Industry Regulation</u>	E10-3
<u>Community and Economic Development</u>	E11-1
<u>Job Creation, Workforce Training, Business Growth, and Attraction</u>	E11-9
<u>Pennsylvania Innovation Economy</u>	E11-12
<u>Pennsylvania Worldwide</u>	E11-14
<u>Pennsylvania Assets</u>	E11-15

Table of Contents

Pennsylvania Communities	E11-17
Conservation and Natural Resources	E12-1
Parks and Forests Management	E12-6
Corrections	E13-1
Incarcerated Individuals	E13-6
Reentry into Communities	E13-12
Drug and Alcohol Programs	E14-1
Drug and Alcohol Misuse Prevention and Treatment	E14-4
Education	E15-1
Education Support Services	E15-9
PreK–12 Education	E15-10
Library Services	E15-16
Higher Education	E15-18
Higher Education Assistance Agency	E16-1
Financial Assistance to Students	E16-5
Financial Aid to Institutions	E16-7
Emergency Management Agency	E17-1
Emergency Management	E17-6
Fire Prevention and Safety	E17-8
Environmental Protection	E18-1
Environmental Support Services	E18-11
Environmental Protection and Management	E18-12
Ethics Commission	E19-1
Ethics Enforcement	E19-3
Fish and Boat Commission	E20-1
Recreational Fishing and Boating	E20-3
Game Commission	E21-1
Wildlife Management	E21-3
Gaming Control Board	E22-1
Gaming Regulation	E22-3
General Services	E23-1
Facility, Property, and Commodity Management	E23-5
Health	E24-1
Health Support Services	E24-9
Health Research	E24-11
Preventive Health	E24-12
Health Treatment Services	E24-16
Health Care Cost Containment Council	E25-1
Health Care Reporting	E25-3
Historical and Museum Commission	E25-1
State History	E26-5
Museum and Community Assistance	E26-7
Human Services	E27-1
Human Services Support	E27-15
Medical Assistance and Health Care Delivery	E27-17
Long-Term Living	E27-24
Income Maintenance	E27-27
Mental Health and Substance Abuse Services	E27-30
Intellectual Disabilities/Autism	E27-34
Human Services	E27-39
Child Development	E27-43
Infrastructure Investment Authority	E28-1
PENNVEST	E28-4
Insurance	E29-1
Insurance Industry Regulation	E29-4
Health Insurance Exchange Authority	E30-1
Health Insurance Exchange	E30-3
Labor and Industry	E31-1

Table of Contents

Community and Occupational Safety and Stability	E31-7
Workers' Compensation and Unemployment Assistance	E31-9
Workforce Investment	E31-11
Vocational Rehabilitation	E31-13
Liquor Control Board	E32-1
Liquor Control	E32-3
Military and Veterans Affairs	E33-1
State Military Readiness	E33-6
Veterans Homes	E33-8
Compensation and Assistance	E33-10
Milk Board	E34-1
Milk Industry Regulation	E34-3
Public School Employees' Retirement System	E35-1
Public School Employees' Retirement	E35-3
Public Utility Commission	E36-1
Regulation of Public Utilities	E36-4
Revenue	E37-1
Revenue Collection and Administration	E37-6
Community Development and Preservation	E37-8
Homeowners and Renters Assistance	E37-9
State	E38-1
Consumer Protection	E38-4
State Employees' Retirement System	E39-1
State Employees' Retirement	E39-3
State Police	E40-1
Public Protection and Law Enforcement	E40-6
Transportation	E41-1
Transportation Support Services	E41-10
Highways and Bridges	E41-11
Local Highway and Bridge Assistance	E41-14
Multimodal Transportation	E41-15
Driver and Vehicle Services	E41-18
Judiciary	E42-1
State Judicial System	E42-5
Legislature	E43-1
Legislature	E43-5
Government Support Agencies	E44-1
Government Support Agencies	E44-4
F. CAPITAL BUDGET	
Capital Budget Program Summary	F2
Project Itemizations	F3
Agriculture	F4
Conservation and Natural Resources	F5
Corrections	F9
Education	F11
Emergency Management Agency	F11
Environmental Protection	F14
Executive Offices	F11
Fish and Boat Commission	F11
General Services	F17
Health	F11
Historical and Museum Commission	F19
Human Services	F20
Military and Veterans Affairs	F22
State Police	F25
Transportation	F26

G. PUBLIC DEBT

Debt Authorized, Issued and Outstanding	G2
General Obligation Bond Issues	G3
General Obligation Debt Outstanding	G4
Constitutional Debt Limit	G5
Debt Service on General Obligation Debt	G6
Annual Debt Service on Outstanding General Obligation Bonds	G7
Trends in Debt Service and Debt Ratios	G8
Outstanding Indebtedness of Pennsylvania Agencies and Authorities	G9

H. OTHER SPECIAL FUNDS

Other Special Funds	H2
Special Fund Categories	H3
Achieving a Better Life Experience Fund	H5
Acid Mine Drainage Abatement and Treatment Fund	H6
Administration Fund	H7
Agricultural College Land Scrip Fund	H8
Agricultural Conservation Easement Purchase Fund	H9
Anthracite Emergency Bond Fund	H10
Automobile Theft Prevention Trust Fund	H11
Banking Trust Fund	H12
Ben Franklin Technology Development Authority Fund	H13
Benefit Completion Fund	H14
Boat Fund	H15
Budget Stabilization Reserve Fund	H16
Capital Debt Fund	H17
Capital Facilities Fund	H18
Capitol Restoration Trust Fund	H19
Catastrophic Loss Benefits Continuation Fund	H20
Children’s Trust Fund	H21
Cigarette Fire Safety and Firefighter Protection Act Enforcement Fund	H22
City Revitalization and Improvement Fund	H23
Clean Air Fund	H24
Clean Streams Fund	H24
Coal and Clay Mine Subsidence Insurance Fund	H26
Coal Lands Improvement Fund	H27
Community College Capital Fund	H28
Compulsive and Problem Gambling Treatment Fund	H29
Conrad Weiser Memorial Park Trust Fund	H30
Conservation District Fund	H31
County Voting Apparatus Fund	H32
Deferred Compensation Fund	H33
Deferred Compensation Fund – Short-Term Portfolio	H34
DNA Detection Fund	H35
Educational Assistance Program Fund	H36
Emergency Medical Services Operating Fund	H37
Employment Fund for the Blind	H38
Energy Development Fund	H39
Environmental Education Fund	H40
Environmental Stewardship Fund	H41
Fantasy Contest Fund	H42
Farm Products Show Fund	H43
Fire and Emergency Medical Services Loan Fund	H43
Fire Insurance Tax Fund	H45
Fish Fund	H46
Game Fund	H47
Governor Robert P. Casey Memorial Organ and Tissue Donation Awareness Trust Fund	H48
Growing Greener Bond Fund	H49

Table of Contents

Growing Greener Bond Sinking Fund	H50
Hazardous Material Response Fund	H51
Hazardous Sites Cleanup Fund	H52
Higher Education Assistance Fund	H53
Highway Beautification Fund	H54
Historical Preservation Fund	H55
HOME Investment Trust Fund	H56
Housing Affordability and Rehabilitation Enhancement Fund	H57
Industrial Sites Cleanup Fund	H58
Insurance Fraud Prevention Trust Fund	H59
Insurance Liquidation Fund	H60
Insurance Regulation and Oversight Fund	H61
Job Training Fund	H62
Justice Reinvestment Fund	H63
Keystone Recreation, Park, and Conservation Fund	H64
Liquid Fuels Tax Fund	H65
Liquor License Fund	H66
Local Cigarette Tax Fund	H67
Local Government Capital Project Loan Fund	H68
Machinery and Equipment Loan Fund	H69
Manufacturing Fund	H70
Marcellus Legacy Fund	H71
Medical Care Availability and Reduction of Error Fund	H72
Medical Marijuana Program Fund	H73
Military Installation Remediation Fund	H74
Milk Marketing Fund	H75
Mine Safety Fund	H76
Minority Business Development Fund	H77
Monetary Penalty Endowments Trust Fund	H78
Motor Vehicle Transaction Recovery Fund	H79
Multimodal Transportation Fund	H80
Municipal Pension Aid Fund	H81
Municipalities Financial Recovery Revolving Aid Fund	H82
Neighborhood Improvement Zone Fund	H83
Non-Coal Surface Mining Conservation and Reclamation Fund	H84
Nutrient Management Fund	H85
Oil and Gas Lease Fund	H86
PA SITES Fund	H87
Patient Safety Trust Fund	H88
Pennsylvania Gaming Economic Development and Tourism Fund	H89
Pennsylvania Health Insurance Exchange Fund	H90
Pennsylvania Historical and Museum Commission Trust Fund	H91
Pennsylvania Infrastructure Bank	H92
Pennsylvania Municipal Retirement Fund	H93
Pennsylvania Race Horse Development Trust Fund	H94
Pennsylvania Rural Health Redesign Center Fund	H95
Pennsylvania Veterans Monuments and Memorial Trust Fund	H96
PENNVEST Bond Authorization Fund	H97
PENNVEST Drinking Water Revolving Fund	H98
PENNVEST Fund	H99
PENNVEST Redemption Fund	H100
PENNVEST Water Pollution Control Revolving Fund	H101
Pharmaceutical Assistance Fund	H102
Philadelphia Regional Port Authority Fund	H103
Philadelphia Taxicab and Limousine Regulatory Fund	H104
Philadelphia Taxicab Medallion Fund	H105
PlanCon Bond Projects Fund	H106
Port of Pittsburgh Commission Fund	H107

Table of Contents

Property Tax Relief Fund	H108
PSERS – Defined Contribution Fund	H109
Public School Employees’ Retirement Fund	H110
Public Transportation Assistance Fund	H111
Public Transportation Trust Fund	H112
Purchasing Fund	H113
Real Estate Recovery Fund	H114
Recycling Fund	H115
Rehabilitation Center Fund	H116
Reinsurance Fund	H117
Remining Financial Assurance Fund	H118
Rightful Owners’ Claims Payment Fund	H119
School Safety and Security Fund	H120
Self-Insurance Guaranty Fund	H121
SERS – Defined Contribution Fund	H122
Small Business First Fund	H123
Special Administration Fund	H124
State Employees’ Retirement Fund	H110
State Gaming Fund	H126
State Insurance Fund	H127
State Racing Fund	H128
State Restaurant Fund	H129
State Stores Fund	H130
State Treasury Armory Fund	H131
State Workers’ Insurance Fund	H132
Storage Tank Fund	H133
Substance Abuse Education and Demand Reduction Fund	H134
Surface Mining Conservation and Reclamation Fund	H135
Tobacco Settlement Fund	H136
Treasury Initiative Support Fund	H137
Tuition Account Guaranteed Savings Program Fund	H138
Tuition Account Investment Program Fund	H139
UC-FEMA ONA Lost Wages Fund	H140
Unconventional Gas Well Fund	H141
Underground Storage Tank Indemnification Fund	H142
Unemployment Compensation Benefit Payment Fund	H143
Unemployment Compensation Contribution Fund	H144
Unemployment Compensation Debt Service Fund	H145
Uninsured Employers Guaranty Fund	H146
Veterans Trust Fund	H147
Video Gaming Fund	H148
Vocational Rehabilitation Fund	H149
Water and Sewer Systems Assistance Bond Fund	H150
Water and Sewer Systems Assistance Bond Sinking Fund	H151
Water Supply and Wastewater Treatment Fund	H152
Water Supply and Wastewater Treatment Sinking Fund	H153
Wild Resource Conservation Fund	H154
Workers’ Compensation Administration Fund	H155
Workers’ Compensation Security Fund	H156
Workers’ Compensation Supersedeas Fund	H157
911 Fund	H158
I. COMPLEMENT	
Authorized Salaried Complement By Agency	I 2
Summary of Complement Changes	I 3
Filled Salaried Complement By Agency	I 9

J. STATISTICAL DATA

General Information	J2
State Population Trends	J3
State Employment Trends	J4
State Unemployment Trends	J7
State Personal Income Trends	J8

– THIS PAGE INTENTIONALLY LEFT BLANK –



READER'S GUIDE

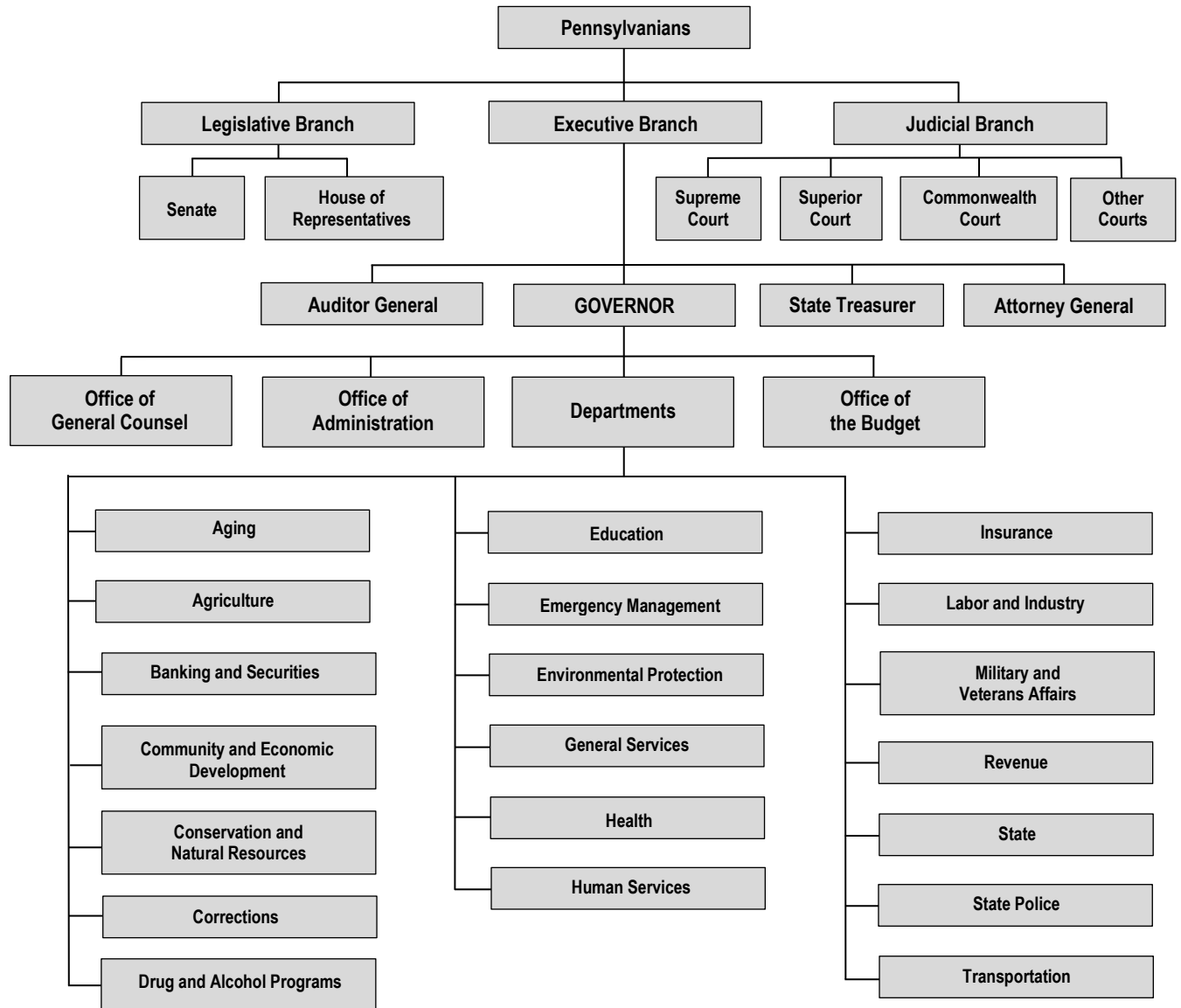
This section of the budget is intended to assist readers with interpreting and understanding the content of the Governor's recommended budget.

It contains an organization chart of the Commonwealth, descriptions of the operating and capital budget processes, explanations of the program budget structure and the basis of budgeting and accounting, a summary of significant financial policies, terms used in the budget process, and a list of common federal funds abbreviations.

The government of the Commonwealth is comprised of three separate branches: the Executive Branch, the Legislative Branch, and the Judicial Branch. The organization chart shown on the following page provides additional information about the structure of Pennsylvania State Government.

To view the Governor's Executive Budget online or learn more about the Pennsylvania Office of the Budget, go to www.budget.pa.gov. To learn more about the Commonwealth of Pennsylvania, go to www.pa.gov.

Commonwealth of Pennsylvania Organization Chart



AGENCIES

Higher Education Assistance
Interstate Agencies

AUTHORITIES

Automobile Theft Prevention
Commonwealth Financing
Economic Development Financing
Energy Development
Health Insurance Exchange
Higher Education Facilities
Industrial Development
Infrastructure Investment
Insurance Fraud Prevention
Minority Business Development
Patient Safety
Public School Building
Rural Health Redesign Center

BOARDS

Claims
Environmental Hearing
Finance and Revenue
Gaming Control
Liquor Control
Milk
Municipal Retirement
Pardons
Parole
Public School Employees' Retirement
State Employees' Retirement
Tax Equalization

COMMISSIONS

Civil Service
Crime and Delinquency
Ethics
Fish and Boat
Game
Harness Racing
Historical and Museum
Horse Racing
Human Relations
Juvenile Court Judges
Public Utility
Turnpike

The Budget Process

The Pennsylvania Constitution requires that the Governor submit a budget annually to be adopted by the General Assembly for the ensuing fiscal year. The General Assembly may add, change, or delete any items in the budget proposed by the Governor, but the Governor retains veto power over the individual appropriations passed by the General Assembly. The Governor may also reduce individual appropriations but may not increase them. A gubernatorial veto can be overridden only by a two-thirds majority of each chamber of the General Assembly.

The Governor's Executive Budget is developed with a focus on the results of government programs and provides information about program goals, objectives, accomplishments, and impacts.

The Governor's Executive Budget is a statement of the Commonwealth's program plan, the resources necessary to support that plan, a description of how resources are to be used, and an assessment of the effectiveness of programs on people and the environment. This information is presented so that the levels of expenditure are associated with levels of government services and, ultimately, with the resulting effects on important public policy issues and concerns faced by the Commonwealth.

PHASES OF THE BUDGET PROCESS

The state budget process can be divided into four phases: gubernatorial preparation and submission to the General Assembly, approval (involving the executive and legislative branches), execution, and program performance evaluation and financial audit.

Preparation

The preparation phase of the budget process begins nearly twelve months prior to the July 1 start of that fiscal year. The first step of the preparation phase is the distribution of the budget instructions by the Governor's Budget Office and program policy guidance by the Governor's Policy Office. The program policy guidance defines major policy issues, spells out priorities, and provides policy direction to the agencies for budget preparation.

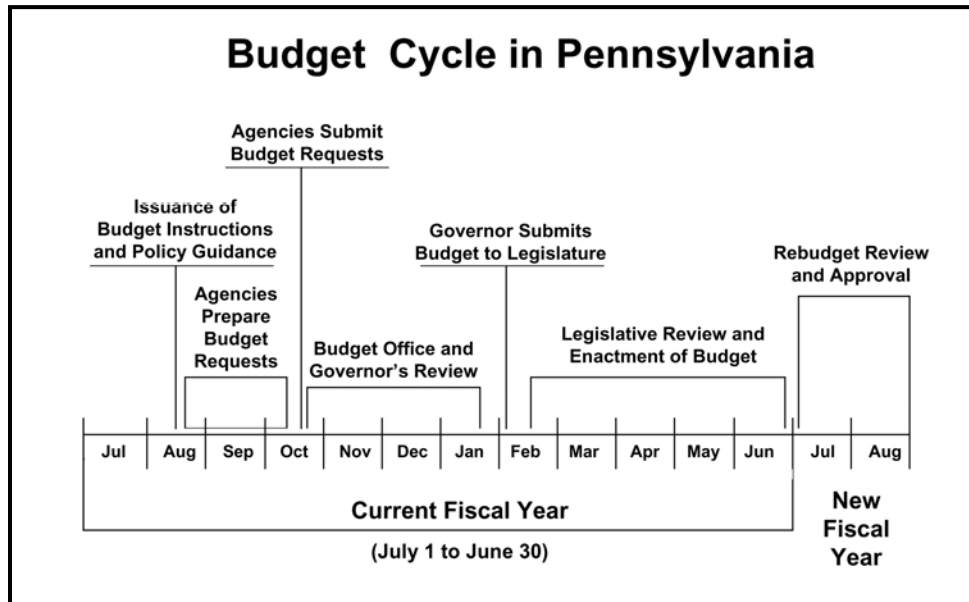
Agency budget requests are submitted to the Governor's Budget Office beginning in early October. Agencies prepare and submit their requests electronically. The Agency Program Plan, the programmatic presentation of agency budget requests, and the appropriation-level information are prepared and submitted in the format and manner specified in budget instructions issued annually by the Governor's Budget Office.

During December, the Governor apprises legislative leaders of anticipated spending and revenue levels and major fiscal issues expected to be addressed in the upcoming budget.

The Secretary of the Budget and Governor's Budget Office staff review agency budget requests for accuracy and adherence to the policy guidance. The Agency Program Plan and appropriation data are used by the Governor's Budget Office to analyze the agency requests and prepare funding recommendations for the Secretary of the Budget and the Governor. Total agency requests must be brought into balance with total funds estimated to be available from existing sources and any new revenue sources that are recommended. The Secretary of the Budget makes recommendations to the Governor on the expenditure proposals contained in each agency budget request and, along with the Secretary of Revenue, provides revenue estimates. The Governor reviews these recommendations and makes final budget decisions. The Governor's Executive Budget document is then completed and submitted to a joint session of the General Assembly by the Governor through the budget address.

Approval

Shortly after receiving the Governor's Executive Budget, the Appropriations Committees of the House of Representatives and Senate hold public hearings to review agency budget proposals. The appropriations hearings provide the legislators with an opportunity to review the specific programmatic, financial, and policy aspects of each agency's programs. The legislators' decisions on the budget are reflected in the annual General Appropriation Bill and individual appropriation bills. The General Appropriation Bill contains appropriations for the executive, legislative, and judicial departments, public schools, and for public debt. All other appropriations are made individually by separate bills.



Appropriations made to institutions not under the absolute control of the Commonwealth are considered nonpreferred appropriations and require a two-thirds vote of each chamber of the General Assembly for passage. The passage of the General Appropriation Bill and other appropriation bills by the General Assembly and the passage of any revenue measures which may be required to ensure a balanced budget constitute the legislative approval phase of the budget process.

At the time that the General Appropriation Bill and other appropriation bills are presented to the Governor for approval, the official revenue estimates for the budget year are established by the Governor. If the appropriations passed by the Legislature exceed the revenue estimates plus any available surplus, the Governor has the authority and duty either to veto entire appropriation bills or to reduce the amount of appropriations in order to produce a budget that is in balance with total resources available. The Governor also has the power to reduce or item veto any appropriation he thinks excessive or unnecessary, even if the total appropriations passed by the legislators do not exceed estimated resources available. A Governor's item veto may be overridden by a two-thirds vote of each chamber of the General Assembly.

The signing of the appropriations bills and any revenue bills by the Governor is the last step in the approval stage of the budget process.

On occasion, additional appropriations are made subsequent to the enactment of the General Appropriation Act. These additional appropriations are made for a purpose for which either no appropriation was originally made or where the General Assembly deems it desirable or necessary that an original appropriation be adjusted in the current fiscal year period. These appropriations are made in supplemental appropriation bills that are passed in the same manner as regular appropriation bills.

Execution

The Governor's Budget Office has the authority to request and approve agency spending plans, commonly referred to as rebudgets, and to establish authorized levels for an agency's full-time equivalent (FTE) salaried complement, i.e., personnel. The rebudgets are based primarily on the enacted appropriations. The Governor's Budget Office electronically enters allocation amounts into the accounting system based upon the approved rebudget. Program managers and administrators are responsible for operating their programs within the resources that are available and for producing the results cited in the budget.

Audit

The last phase of the budget cycle, which occurs after the close of the fiscal year, encompasses audit and review of program and financial performance. The Governor's Budget Office informally reviews program and financial performance and performs formal evaluations of selected programs. In addition, the Auditor General performs a financial post audit.

The Capital Budget Process

Preparation, Submission, and Approval

The capital budget process in Pennsylvania is similar to the process used for the operating budget. The capital budget process has the following phases: preparation and submission to the General Assembly, approval (involving both the executive and legislative branches), and capital budget execution.

The preparation phase follows the operating budget preparation cycle for a fiscal year beginning July 1. When agencies submit operating budget requests to the Secretary of the Budget beginning in early October, agencies also submit a capital budget request itemizing proposed capital projects they want to undertake. The Governor's Budget Office reviews capital requests and develops recommendations based on the Governor's financial parameters and policies.

The Governor makes final decisions on the capital budget at the same time as the operating budget. The Governor's final recommendations are contained in a separate capital budget section in the Governor's Executive Budget submitted to the General Assembly.

The Governor's capital project recommendations, along with any additions or deletions made by the General Assembly, are contained in a separate bill usually known as the Capital Budget Project Itemization Act. This bill, along with the Capital Budget Act which contains the maximum debt limitations for the next fiscal year beginning July 1, must be passed by both chambers of the General Assembly and presented to the Governor for signature.

The Governor reviews the projects contained in the Capital Budget Project Itemization Act taking into consideration his priorities, the importance of the project, and the impact the project will have on agency operating budgets. The Governor may approve the bill as is or item veto parts or all of the amounts contained in the bill. Any item veto may be overridden by a two-thirds vote of each chamber of the General Assembly. The Governor's approval of the Capital Budget Project Itemization Act is the final stage of the capital budget approval process.

Each year, even if a capital budget project itemization bill is not passed, a Capital Budget Bill - legislation establishing limitations on the debt to be incurred for capital projects - is proposed. If passed by the Legislature and signed into law by the Governor, the act establishes a debt ceiling for each major category of the capital program and remains in force for a single fiscal year.

Capital Project Activation

In order for a capital project approved in an enacted project itemization act to move forward, the Department of General Services must request that it be activated. All project activation requests are reviewed by the Governor's Budget Office for consistency with the Governor's priorities and policies. Projects approved by the Governor's Budget Office are scheduled for release, first for design, and then when design is complete, for construction. Project releases are made in accordance with certain fiscal guidelines in order to keep the entire capital budget at affordable levels each fiscal year.

Debt Financing vs. Current Revenue Financing

A capital project can be funded by Commonwealth debt obligations, current revenues, or funds received from other jurisdictions if it meets one of the project category criteria listed in the Capital Budget Program Summary. The majority of capital projects are funded through general obligation bonds, but in accordance with Commonwealth debt policy, highway capital projects are funded from current revenues of the Motor License Fund. Agencies will request either bond or current revenue funding when they submit capital project requests. The statements in Section F summarize proposed new project itemizations by capital program category, department, and funding sources. The capital projects for each department are listed for both bond-funded and current revenue projects.

The Commonwealth's Program Budget Structure

COMMONWEALTH PROGRAM PLAN

The budget presentation for each Commonwealth department or agency is shown on a program basis and on an appropriation basis. Section B: Program Budget Summary provides a summary presentation by Commonwealth program and shows program costs according to eight major Commonwealth program classifications. These eight Commonwealth Programs are each defined in terms of broadly stated goals of state government.

The first Commonwealth program, Direction and Supportive Services, includes the resources to support administrative functions that affect the overall operations of the Commonwealth. The next six Commonwealth programs are substantive in nature and deal with costs related to their program titles: Protection of Persons and Property; Education; Health and Human Services; Economic Development; Transportation; and Recreation and Cultural Enrichment. The last Commonwealth program, Debt Service, includes the resources to meet the timely payment of Commonwealth debt obligations. Debt Service is shown as a separate Commonwealth program and is not merged with program expenditures so that direct program expenditures may be more clearly identified.

Program Budget Structure
<ul style="list-style-type: none"> • <i>Commonwealth Program – eight major programs</i> • <i>Program Category – defined by desired goals</i> • <i>Program Subcategory – Program Presentation that includes an objective, narrative, and funding</i> • <i>Program Element – activities contributing toward the accomplishment of the subcategory program objective</i>

Each of the eight major Commonwealth programs is subdivided into program categories defined by more specific goals. Program categories are further broken down into program subcategories (more commonly referred to as program presentations in the budget book). The program presentations include program objectives, narratives, and funding recommendations. Program narratives are further broken down into program elements – the basic unit of the program budget structure. Program elements are the activities that contribute to the accomplishment of the program objective of the program presentation.

Department Presentations

Each agency presented in Section E of this budget book includes a Mission Statement, an Organization Overview, a Summary by Fund and Appropriation, a Program Funding Summary, and a program subcategory Program Presentation.

Mission Statement

The mission statement is included on the title page of the department or agency presentation and describes what the agency does or intends to accomplish and why.

Summary by Fund and Appropriation

The Summary by Fund and Appropriation (SFA) presentation is organized by fund, character of expenditure, state appropriation, and the federal funds, augmentations, and restricted funds that supplement the activities funded by each state appropriation. Three fiscal years are shown on this presentation – the budget year and two prior fiscal years. The most immediate prior fiscal year is named the “available year” and the second most immediate prior fiscal year is named the “actual year.”

State funds included in the SFA presentation are the: General Fund, Motor License Fund, Lottery Fund, and all appropriations or executive authorizations made from these funds. Section C presents financial statements and revenue detail for each of these state funds.

Federal fund amounts shown on the SFA include appropriations to date as well as anticipated adjustments because of increases or decreases in the amount of funds to be received. Because of the manner in which they are appropriated, federal funds are deposited as General Fund revenues rather than as augmentations. Federal funds are not, however, included in the revenue sections of the budget. Instead, federal funds are shown with the state funds they supplement. Abbreviations or acronyms often are used in the federal appropriation titles shown on the SFA. The Federal Funds Identification section in this Reader's Guide lists common federal fund abbreviations.

The SFA example pages immediately following this section explain the layout of the SFA and provide more detail on the items discussed here.

Program Funding Summary

The agency Program Funding Summary presents general, special, federal, and other funding organized by the program subcategory Program Presentations of the Commonwealth's program budget structure rather than by appropriation. The summary is a seven-year presentation – including the actual, available, and budget years previously discussed, plus four additional planning years beyond the budget year. The four planning years do not show cost projections based on desired progress toward meeting goals, but rather show the future cost consequences of current program policy including the cost of any current legislatively mandated increases that may be effective in a future year. All departmental program funding summaries are shown aggregated in Section B according to the eight major Commonwealth Programs and their identified Program Categories. Each departmental subcategory shown in its Program Funding Summary is included in one and only one of the eight major Commonwealth Programs and in one of the Program Categories.

Program Presentation

Each program subcategory Program Presentation includes a program goal that states the program's purpose in terms of desired accomplishments, a narrative describing program activities and services, program recommendations that identify increases or decreases over available year funding, and a list of state appropriations that support the activities within the program.

An agency may have one or more Program Presentations, depending on the breadth and complexity of its mission, activities, goals, and objectives. The reader can quickly see program presentation titles in the Table of Contents which lists every Program Presentation for every agency. Each Program Presentation begins with and is defined by one program goal. Program narratives describe program activities, services, and expected outcomes and may be further broken down by program element narratives which focus on specific program activities.

Program Presentation
• <i>Program Goal – program purpose stated as desired accomplishments</i>
• <i>Narrative – program activities and services description</i>
• <i>Program Recommendations – proposed funding increases or decreases</i>
• <i>Appropriations within this Program – appropriations supporting program activities</i>
• <i>Program Measures – activities funded by the program</i>

The Program Recommendations section lists and briefly describes each funding increase or decrease for each state appropriation. Major funding changes are identified as Initiatives which often are more fully discussed in Section A: Overview and Summaries section.

The Appropriations within this Program section is a seven-year presentation of the state appropriations included in the Program Presentation. As noted in the previous planning year discussion, the four planning years do not show cost projections based on desired progress toward meeting goals, but rather show the future cost consequences of current program policy including the cost of any current legislatively mandated increases that may be effective in a future year. Each state appropriation appears in only one agency Program Presentation.

Within the Commonwealth's program budget structure, performance measures are used to quantify program activities and results. Program Measures is the last section in the Program Presentation and is a seven-year presentation of performance measures that identify program activities and outcomes in addition to the impact the proposed budget is expected to have on those activities and outcomes.

The Program Presentation example pages immediately following the Summary by Fund and Appropriation example pages in this section explain the layout of the Program Presentation and provide more detail on the items discussed here. The reader is also referred to the Terms Used in the Budget Process section of this Reader's Guide for the definitions of the terms discussed in this section.

OTHER SPECIAL FUNDS

Section H: Other Special Funds provides brief descriptions and financial data for those special funds of the Commonwealth not given an expanded treatment in other sections of this document.

The Summary by Fund and Appropriation

A summary by fund and appropriation (SFA) is shown at the beginning of each agency presentation in Section E. The SFA identifies all state appropriations within the agency and those federal funds, augmentations, restricted accounts, and other funds which supplement the activities within the respective state appropriation.

- (1) **Commonwealth Fund** — The fund into which revenues are deposited and from which monies are appropriated or executively authorized to pay expenses.
- (2) **Character of Expenditure** — A classification of an expenditure symbol according to its general purpose. Characters of expenditure include general government, institutional, grants and subsidies, capital improvements, and debt service.
- (3) **Expenditure Symbol Title** — Identifies an appropriation by the General Assembly or an executive authorization (EA) by the Governor to spend state monies.
- (4) **"(F)"** Identifies a federal appropriation by the General Assembly or an executive authorization by the Governor to spend federal monies.
- (5) **"(A)"** Identifies other monies which augment a state appropriation.
- (6) **"(R)"** Identifies funds which are in a restricted account and may only be spent for limited purposes related to the state appropriation.
- (7) Identifies one of a group of special funds which are presented fully in Section C: Summary by Fund. For purposes of this presentation, state funds include the General, Motor License, and Lottery funds.
- (8) Identifies one of a group of special funds which are presented on a limited basis in Section H: Other Special Funds.

Environmental Protection

Summary by Fund and Appropriation

(Dollar Amounts in Thousands)

	20XX-XX ACTUAL	20XX-XX AVAILABLE	20XX-XX BUDGET
(1) GENERAL FUND:			
(2) General Government:			
(3) General Government Operations.....	\$ 15,095	\$ 16,759	\$ 19,929
(4) (F)COVID-SFR Transfer to Clean Streams Fund.....	220,000	-	-
(5) (A)Water Pollution Control Administration	292	653	703
(6) (R)Electronics Material Recycling Account	460	330	509
Subtotal.....	\$ 235,847	\$ 17,742	\$ 21,141
Vector Borne Disease Management	5,609	5,880	5,880
(F)Zika Vector Control Response (EA)	37	100	100
(A)Tick and Lyme Testing	603	740	700
Subtotal.....	\$ 6,249	\$ 6,720	\$ 6,680
Environmental Hearing Board	2,554	2,593	2,728
STATE FUNDS	\$ 23,258	\$ 25,232	\$ 28,537
FEDERAL FUNDS.....	220,037	100	100
AUGMENTATIONS	895	1,393	1,403
RESTRICTED	460	330	509
GENERAL FUND TOTAL	\$ 244,650	\$ 27,055	\$ 30,549
(7) MOTOR LICENSE FUND:			
General Government:			
Weights and Measures Administration	\$ 5,817	\$ 5,817	\$ 5,817
Grants and Subsidies:			
Dirt, Gravel, and Low Volume Roads	\$ 28,000	\$ 28,000	\$ 28,000
MOTOR LICENSE FUND TOTAL	\$ 33,817	\$ 33,817	\$ 33,817
(8) OTHER FUNDS:			
UNCONVENTIONAL GAS WELL FUND:			
Transfer to Well Plugging Account (EA)	\$ 6,000	\$ 6,000	\$ 6,000
UNDERGROUND STORAGE TANK INDEMNIFICATION FUND:			
Environmental Cleanup Program (EA).....	\$ 3,479	\$ 4,244	\$ 4,306
Pollution Prevention Program (EA).....	100	100	100
UNDERGROUND STORAGE TANK INDEMNIFICATION FUND TOTAL	\$ 3,579	\$ 4,344	\$ 4,406
DEPARTMENT TOTAL - ALL FUNDS			
GENERAL FUND	\$ 23,258	\$ 25,232	\$ 28,537
MOTOR LICENSE FUND	33,817	33,817	33,817
LOTTERY FUND	-	-	-
FEDERAL FUNDS.....	220,037	100	100
AUGMENTATIONS	895	1,393	1,403
RESTRICTED	460	330	509
OTHER FUNDS	9,579	10,344	10,406
TOTAL ALL FUNDS	\$ 288,046	\$ 71,216	\$ 74,772

GOVERNOR'S EXECUTIVE BUDGET 20XX-20XX

Program Presentation

Each Program Presentation provides a written and financial explanation of the activities of the program. Recommendations for the continuation of current programs at essentially current levels of commitment are shown within department program subcategories. Recommendations for major program changes are identified as department Program Revision Requests (PRRs) or Initiatives which provide explanations and justification for the change.

- (1) Identifies the agency being presented.
- (2) **Program** — Focuses upon objectives which can be measured in terms of quantifiable impact.
- (3) **Narrative** — Describes program services and activities.
- (4) Underlined text indicates a hyperlink contained in the online version of the Governor's Executive Budget. These links connect to additional programmatic information contained on agency websites or other web locations. Please refer to the online document found at www.budget.pa.gov.
- (5) **Program Element** — Used within a program narrative to identify sub-program components.
- (6) **Program Recommendations** — Identifies the increases or decreases over the available year funds as presented in the Summary by Fund and Appropriation.
- (7) **Expenditure Symbol Title** — Identifies a specific appropriation.
- (8) **Initiative** — Identifies a major program change and is explained in more depth in a presentation following the program.
- (9) **Appropriations within this Program** — Identifies all state appropriations which support the activities within the program. Each appropriation appears in only one agency program.
- (10) **Program Measures** — Indicates the expected impact of the proposed budget on services, costs, etc., involved in all programs within the entire agency.

Environmental Protection

(1)

(2) Program: Environmental Support Services

Goal: To provide administrative and technical support for the Commonwealth's environmental protection programs.

(3) This program provides for the administrative and technical systems that direct and support the [Department of Environmental Protection's \(DEP\)](#) programs. It includes the executive and administrative offices, the [Office of Chief Counsel](#), information and data processing systems, and the [Citizens Advisory Council](#).

(5) Managing Land Protection Activities

DEP encourages waste reduction, promotes recycling and reuse of waste products, and protects the public by providing for safe transportation, processing, and disposal of municipal waste, and hazardous waste. The department also protects land resources by regulating above-ground and underground tanks that store petroleum and other hazardous substances.

(6) Program Recommendations:

This budget recommends the following changes: (Dollar Amounts in Thousands)

(7)	General Government Operations		Environmental Hearing Board
	\$ 213 —to continue current program.		\$ 36 —to replace nonrecurring benefits cost reduction.
	621 —to meet federal infrastructure matching requirements.		99 —to continue current program.
(8)	2,336 —Initiative—to provide state match requirements for federal infrastructure funding.		\$ 135 Appropriation Increase
	<u>\$ 3,170</u> Appropriation Increase		

(9) Appropriations within this Program:

	(Dollar Amounts in Thousands)						
	20XX-XX	20XX-XX	20XX-XX	20XX-XX	20XX-XX	20XX-XX	20XX-XX
	Actual	Available	Budget	Estimated	Estimated	Estimated	Estimated
GENERAL FUND:							
General Government Operations	\$ 15,095	\$ 16,759	\$ 19,929	\$ 19,929	\$ 19,929	\$ 19,929	\$ 19,929
Vector Borne Disease Management.....	5,609	5,880	5,880	5,880	5,880	5,880	5,880
Environmental Hearing Board	<u>2,554</u>	<u>2,593</u>	<u>2,728</u>	<u>2,728</u>	<u>2,728</u>	<u>2,728</u>	<u>2,728</u>
TOTAL GENERAL FUND	<u>\$ 23,258</u>	<u>\$ 25,232</u>	<u>\$ 28,537</u>	<u>\$ 28,537</u>	<u>\$ 28,537</u>	<u>\$ 28,537</u>	<u>\$ 28,537</u>

(10) Program Measures:

	20XX-XX	20XX-XX	20XX-XX	20XX-XX	20XX-XX	20XX-XX	20XX-XX
	Actual	Actual	Actual	Actual	Actual	Estimated	Estimated
Meet or exceed Permit Decision Guarantee timeframes. Close 100% of new permit applications within their designed time frames by December 31, 2023.							
Percentage of permits processed on time (active in Permit Decision Guarantee)	90%	90%	94%	94%	94%	96%	98%
Total Authorizations Received.....	43,576	43,786	41,676	38,920	39,800	40,596	41,408

Basis of Budgeting and Basis of Accounting for Financial Reporting

Basis of Budgeting for Control and Compliance – Modified Cash Basis

The Commonwealth's budgets are prepared on a modified cash basis that is used to establish and ensure compliance with enacted budgets according to applicable Commonwealth statutes and administrative procedures. For each Commonwealth operating fund, the total amount appropriated by the General Assembly for a fiscal year may not exceed the fiscal year's estimated revenues available for appropriation, as developed by the Governor, plus the unappropriated surplus fund balance (or less a deficit) of the preceding fiscal year, except for constitutionally authorized debt service payments.

With a modified cash basis of budgeting, tax receipts, nontax receipts, augmentations, and all other receipts are recognized when posted to the Commonwealth's accounting system. Expenditures are recorded at the time payment requisitions and invoices are posted to the Commonwealth's accounting system. Expenditures include appropriated amounts reserved for payment of contracts for the future delivery of goods and services to the Commonwealth through an encumbrance process. Also, appropriated funds are retained at fiscal year-end to pay direct expenditures such as salaries, wages, travel, and utility costs payable against a fiscal year's appropriation authority but expended in the subsequent fiscal year.

Budgetary control is exercised at the appropriation level (legislative spending authority level). Encumbrances and expenditures cannot exceed appropriated amounts. Appropriation transfers between departments and any supplemental appropriations require both executive and legislative branch approval. Uncommitted and unexpended appropriations return to the fund balance (lapse) at fiscal year-end and become available for appropriation in the subsequent fiscal year. Over-estimates of amounts required to meet current year obligations are lapsed in the subsequent year and under-estimates are paid from subsequent year appropriations.

Budgets are statutorily adopted each fiscal year for the General Fund and other select special revenue funds. However, not all special revenue funds are controlled by statutorily adopted budgets. Controls over spending in such special revenue funds are maintained by use of spending limits (executive authorizations) established by the Governor, within parameters established by the General Assembly.

The Commonwealth also makes appropriations to authorize expenditures for various capital projects. Capital project appropriations normally remain in effect until the completion of each project unless modified or rescinded.

Basis of Accounting for Financial Reporting – GAAP Modified Accrual Basis

In addition to the budgetary basis financial information maintained by the Commonwealth to monitor and enforce budgetary control, special account balances, principally receivable and payable items, are maintained to provide and report information in conformity with generally accepted accounting principles (GAAP) applicable to state and local governments. GAAP requires a modified accrual basis of accounting for governmental fund types. With modified accrual basis accounting, revenues are recognized when they become both measurable and available to finance expenditures. Expenditures are generally recognized and recorded when a liability to make a payment is incurred, regardless of when the cash disbursement is to be made. For proprietary and fiduciary fund types, GAAP requires a full accrual basis of accounting.

Accounting Differences in GAAP Financial Reporting versus Budgetary Reporting

Revenues and expenditures reported and included in GAAP financial statements differ from those reported in the Commonwealth's budgeting system. Among other differences, the GAAP statements generally recognize revenues when they become measurable and available rather than when cash is received; report expenditures when goods and services are received and a liability incurred rather than when cash is disbursed; include government-wide statements, representing aggregate governmental activities of the Commonwealth, along with fund statements, including individual major and aggregate nonmajor funds grouped by GAAP fund type rather than by Commonwealth funds; and include activities of all funds in the financial reporting entity, including agencies and authorities usually considered as independent of the Commonwealth for budgetary accounting and reporting purposes. GAAP financial accounting generally requires sales/use, personal income, corporation, and other tax revenue accruals as well as tax refunds payable and tax credits to be subtracted from reported tax revenues and expenditures not covered by appropriations to be included as expenditures.

Significant Financial Policies

A summary of significant financial management policies of the Commonwealth is presented here.

Accounting

Accounting policies are noted in the Basis of Budgeting and Basis of Accounting for Financial Reporting section immediately preceding this section. In addition to the budgetary basis financial information maintained by the Commonwealth to monitor and enforce budgetary control, special account balances, principally receivable and payable items, are maintained to provide and report information in conformity with accounting principles generally accepted in the United States applicable to governments. The Governmental Accounting Standards Board (GASB) establishes accounting and financial reporting requirements for state and local governments.

Budget Stabilization Reserve Fund

This fund is commonly referred to as the Rainy Day Fund. Act 91 of 2002 provided for this fund effective July 1, 2002, to eventually establish a reserve fund amounting to 6 percent of the revenues of the General Fund. For the fiscal year beginning July 1, 2002, and in any fiscal year thereafter in which the Secretary of the Budget certifies that there is a surplus in the General Fund, 25 percent of the surplus is to be deposited by the end of the next succeeding quarter into this fund. If, at the end of any fiscal year, the ending balance of the Budget Stabilization Reserve Fund equals or exceeds 6 percent of the actual General Fund revenues received for the fiscal year in which the surplus occurs, 10 percent of the surplus shall be deposited into the fund.

Investments – Investment Pools

The Fiscal Code provides the Treasury Department with investment control over most Commonwealth funds. The Treasury Department uses a variety of sophisticated internal investment pools that seek to provide preservation of principal, liquidity, diversification, and income for Commonwealth funds. All participating funds report amounts invested in such pools as temporary and/or long-term investments; the pools themselves are not financially reported.

Debt Issuances

The Pennsylvania Constitution permits debt to be issued for capital projects in approved capital budgets; purposes approved by voter referendum and response to disasters. The constitution limits outstanding capital budget debt to 1.75 times the average tax revenues during the previous five fiscal years. Voter approved and disaster relief debt are not subject to the constitutional debt limit.

Additional detail on these financial policies can be found in other sections of this document including Section A: Overview and Summaries, Section F: Capital Budget, Section G: Public Debt, and Section H: Other Special Funds.

Terms Used in the Budget Process

Accrual: The accounting recognition of revenue or expenditures/expense amounts prior to cash receipt of revenue or cash disbursements for expenditures/expenses. Accruals are based on the delivery of a good or completion of a service by a specific date for which related cash receipts or disbursements have not yet occurred. Accruals are typically posted at the end of an accounting period and are reversed during a subsequent accounting period.

Agency Program Plan: The aggregation of program and financial information projected over a five-year period that serves as the agency input into the Commonwealth Program Plan.

Annual Comprehensive Financial Report (ACFR): A set of government financial statements that complies with accounting requirements prescribed by the Governmental Accounting Standards Board and provides information about the financial condition of the Commonwealth. It is prepared primarily by accounting staff in the Office of Comptroller Operations and jointly audited by the Auditor General and independent auditors using GASB requirements.

Appropriation: Legislation requiring the Governor's approval authorizing an agency, department, board, commission, or institution to spend a specified amount of money for a stated purpose or purposes during a particular period of time, usually one fiscal year.

Augmentation: Monies such as institutional billings or fees credited to a specific appropriation of state revenues. An augmentation can usually be spent for those purposes authorized for the appropriation it augments. Although augmentations usually are appropriated in general terms with no specific dollar limits, federal aid monies must be appropriated specifically.

Authorized Salary Complement: A complement authorization established by the Governor's Budget Office based on funding and agency justification for positions.

Balanced Budget: A budget in which proposed expenditures equal actual and estimated revenues and surplus. The Constitution of Pennsylvania requires the Governor to submit a balanced budget and prohibits the General Assembly from appropriating monies in excess of actual and estimated revenues and surplus.

Bond: A debt investment issued by the Commonwealth or other public agency or authority. Bonds are used to raise money to finance new projects, maintain ongoing operations, or refinance other existing debts, and are issued for a set number of years (often more than 10 years). At maturity, the issuer repays the principal to the investor. The investor also receives regular interest payments from the issuer until the bond matures.

Budget: A statement of the state's program plan, the resources necessary to support that plan, a description of how and for what purposes the resources are to be used, and a projection of the effects of the programs on people and the environment.

Budget Type: A term used to describe the components of various funding sources and status of the funding sources that determine the total funds available for each Commonwealth appropriation or executive authorization. Budget Types include:

- **Appropriation or Executive Authorization** – The amount provided in an enacted appropriation bill or executive authorization and issued in approved Expenditure Symbol Notification letters.
- **Augmentations** – The amount made available in an approved allocation or allocation amendment to supplement an appropriation or executive authorization from non-federal sources.
- **Federal Transfers** – The amount of expenditures anticipated to occur in the state appropriation or executive authorization in the first instance and then transferred to a related federal appropriation or executive authorization.
- **Non-Federal Transfers** – The amount of expenditures anticipated to occur in the state appropriation or executive authorization in the first instance, and then transferred to another state appropriation or executive authorization or other funds source within the same or a different Commonwealth fund.
- **Pending Lapse** – The amount of funds from an appropriation or executive authorization that may potentially lapse. These funds are no longer available for expenditure or commitment.
- **Lapse** – The amount of funds from the appropriation or executive authorization for which a lapse has been processed and approved. These funds are no longer available for expenditure or commitment.
- **Federal Expiration** – The amount of lapse of appropriation or executive authorization authority from a federal appropriation or executive authorization.
- **Budget Carry Forward** – The amount of prior year available funds that have carried forward to a subsequent fiscal year.

Capital Authorization: The appropriations and/or debt authorization enacted in an annual capital budget to fund any permitted capital program.

Capital Budget: The capital budget recommends projects for the construction, renovation, improvement, acquisition, and purchase of original furniture and equipment of any building, structure, facility, land, or land rights. Projects must have an estimated useful life in excess of five years and an estimated cost in excess of \$100,000 or more if bond funds are used and \$300,000 or more when current revenues are used. Those projects under these thresholds are not considered capital and are funded from operating budgets. Most of the capital budget projects in the past have been paid from monies obtained by the sale of bonds.

Character of Expenditure: A classification of an expenditure symbol according to its general purpose, including general government, institutional, grants and subsidies, capital improvements, and debt service.

Commonwealth Program Plan (CPP): The aggregation of all of the Agency Program Plans (APP) within the framework of the Commonwealth's program structure.

Complement: A term synonymous with state personnel or workforce, more often used in the context of positions rather than employees or persons employed. Complement terms include:

- **Authorized Salaried Complement** – A complement authorization established by the Governor's Budget Office as part of the annual rebudget process and based on funding and agency justification for positions.
- **Complement Level** – The number of full-time equivalent wage or salaried positions authorized by appropriation and agency. The Governor's Budget Office establishes authorized salaried complement levels and the Governor's Office of Administration establishes authorized wage complement levels.
- **Full-time Equivalent (FTE)** – A numeric unit that indicates the workload of an employed person in a way that makes full- and part-time workloads comparable. A full-time worker is equivalent to one FTE and two half-time workers are also equivalent to one FTE. For budgeting purposes, an agency's total FTE count is rounded to the nearest integer.
- **Limited-Term Salaried Position** – A salaried position that has a specific date of expiration, regardless of duration, that requires the temporary, full-time, or part-time employment of at least one person.
- **Position** – An authorized and individually identified group of duties and responsibilities requiring the full- or part-time employment of at least one person.
- **Salaried Position** – A position requiring the full-time or part-time employment of at least one person on a regularly scheduled basis for a period of time exceeding six months.
- **Wage Position** – A position requiring the full-time or part-time employment of one person, either on a regular schedule for a short-term duration of time or on an intermittent or irregularly scheduled basis.
- **Workforce** – Persons employed by the Commonwealth.

Current Commitment: Current level of services; when used in projecting costs, the future cost consequences of current program policy. Also referred to as "Cost to Carry." The four planning years do not show cost projections based on desired progress toward meeting goals, but rather show the future cost consequences of current level of services and current program policy including the cost of any current legislatively mandated increases that may be effective in a future year.

Deficit: A fiscal operating result for an individual fund that may occur at the end of a fiscal year, whereby expenditures for a fiscal year exceed the actual revenues during the same period plus the prior year surplus. The deficit must be paid from the next year's revenues.

Encumbrance: That portion of an appropriation representing a Commonwealth obligation or commitment pursuant to a contract, a purchase order, a grant, or another known obligation but where an actual disbursement has not been made.

Executive Authorization (EA): An authorization made in the name of the Governor to spend money from funds that had been previously appropriated through blanket action of the General Assembly. Usually this term is used in connection with the special funds. An example of this would be the operations of the Vocational Rehabilitation Fund.

Expenditure: An accounting entry indicating a disbursement has been made.

Federal Fiscal Year: A twelve-month period beginning October 1 and ending September 30 of the following calendar year which is used as the federal accounting and appropriation period. Referred to by the year in which the fiscal year ends.

Federal Funds Appropriation: An appropriation of monies received from the federal government. All monies, regardless of source, deposited in the state treasury must be appropriated. Federal funds are appropriated for a specific time period.

Fiduciary Funds: These funds are used to account for assets held by the Commonwealth as trustee or agent for individuals, private organizations, and other government units.

Fiscal Year: A twelve-month period beginning July 1 and ending June 30 of the following calendar year which is used as the state's accounting and appropriation period. In the accounting system, the fiscal year is referred to by the year in which the fiscal year begins.

- **Actual Year** – Includes all expenditures and encumbrances chargeable to that fiscal year as of June 30 of the previous year plus available balances held for certain commitments and any supplemental appropriations enacted after June 30. In the case of continuing appropriations, the actual figure will also include any available balances. For non-appropriated and non-executively authorized restricted receipts and restricted revenues, it reflects expenditures only.
- **Available (Current) Year** – For state funds, includes appropriations to date and supplemental appropriations recommended in this budget. For non-appropriated and non-executively authorized restricted receipts and restricted revenues, the best estimate of expenditures currently available is used.
- **Budget Year** – Reflects the amounts being recommended by the Governor in this document for the ensuing fiscal year.
- **Planning Years 1, 2, 3, and 4** – Reflects only the cost of the budget year projected into the future and the implementation of legislatively mandated changes that may be effective in a future year.

Full-time Equivalent: see **Complement**.

Fund: An independent fiscal and accounting entity comprising a source of money set aside by law for the purpose of carrying on specific activities in accordance with special regulations, restrictions, or limitations. A fund is created by legislation. The General Fund is the fund from which most state programs are financed.

Fund Balance: The beginning balance is the ending balance brought forward from the previous year. The ending balance (positive or negative) is the sum of the beginning balance, revenues/receipts, and lapses less expenditures within the fiscal year.

General Appropriation Act: A single piece of legislation containing numerous individual appropriations. The General Appropriation Act contains only appropriations for the executive, legislative, and judicial departments of the Commonwealth, for the public debt, and for public schools. All other appropriations are made by separate acts, each concerning one subject.

General Fund: The major operating fund of the Commonwealth. It receives all tax receipts and other types of revenue not specified by law to be placed in special funds. Except for certain restricted receipts, the income of the General Fund is appropriated in specific amounts for the ordinary programs of government. Pennsylvania's major sources of General Fund revenues are corporation taxes, consumption taxes, the personal income tax, and nontax revenues.

General Obligation Bonds: Bonds guaranteed by the full faith and credit of the Commonwealth, repayment of which is from the General Fund.

Goal: A goal is a desired state of affairs based upon current knowledge and values. It is timeless in the sense that as achievement approaches, goals tend to be restated at a higher level of aspiration or new goals are projected. Goals reflect the basic values of society and are therefore always culture bound and subjective.

Governmental Funds: Collectively these funds account for and report activities that are associated with routine, ordinary governmental functions and are financed largely by tax and grant revenues. Funds include the General Fund, Special Revenue Funds, Capital Project Funds, and Debt Service Funds. (See page H3 for additional information.)

Initiative: Changes in program purpose, level, or activity as the result of changes in policy, statute, regulation, or court direction are identified as Initiatives. Cost increases to operate an existing program without change in policy, law, or regulation such as increased fuel costs or rental costs are current commitment costs and are not identified as Initiatives.

Item Veto: The Constitution of Pennsylvania empowers the Governor to disapprove part or all of any item or items of any bill making appropriations of money. The part or parts of the bill approved become law and the item or items disapproved become void. This power is known as the item veto.

Lapse: The return of unencumbered or unexpended monies from an appropriation or executive authorization to the fund from which the money was appropriated. Most appropriations are for one fiscal year and any unencumbered and unexpended monies usually lapse after the end of that fiscal year.

Lottery Fund: A special revenue fund comprised of monies received from lottery ticket sales. It provides for lottery prizes and for programs to support older Pennsylvanians including property tax and rent assistance, community care programs, mass transit fare subsidies, and prescription drug costs.

Mandated Expenditures: Expenditures that are authorized and required by legislation, other than appropriation acts, or required by the state constitution. Such expenditures include payment of public debt.

Motor License Fund: A special revenue fund comprised of monies received from liquid fuels taxes, licenses and fees on motor vehicles, aviation fuel tax revenues, federal aid for highway and aviation purposes, contributions from local subdivisions for highway projects, and other miscellaneous highway revenues. The fund provides for highway and bridge improvement, design, maintenance, and purchase of rights-of-way, as well as aviation activities, and Department of Transportation licensing and safety activities. It also finances State Police highway patrol operations and pays subsidies to local subdivisions for construction and maintenance of roads.

Nonpreferred Appropriations: An appropriation to any charitable or educational institution not under the absolute control of the Commonwealth that requires the affirmative vote of two-thirds of the members elected to each chamber of the General Assembly.

Official Revenue Estimate: The estimate of revenues for the ensuing fiscal year determined by the Governor at the time the Governor signs the General Appropriation Act. This revenue estimate is used to determine whether appropriations are in balance with available revenues.

Operating Budget: The operating budget is that portion of the state budget that supports the general day-to-day activities and expenses of state government paid out of revenues derived from taxes, license or permit fees, or other non-tax sources.

Other Special Fund: A fund in which revenues raised from special sources named by law are deposited (earmarked revenue). Such revenues can be spent only for purposes prescribed by law and for which the revenues were collected. Examples are: Boat Fund, Game Fund, Purchasing Fund, and State Racing Fund.

Position: see **Complement**.

Preferred Appropriation: An appropriation for the ordinary expenses of state government which only requires the approval of a majority of the senators and representatives elected to the General Assembly.

Program: A general term applied to any level of program aggregation defined in the Agency Program Plan. Included are the Commonwealth Program, the Program Category, the Program Subcategory, and the Program Element.

Program Budgeting: A method of budgeting that relates expenditures to government program accomplishments. Program budgeting generally includes the identification of programs and their objectives, a system of measuring and reporting program results, and the allocation of funds with a consideration of program effectiveness.

Program Category: see **Program Structure**.

Program Performance Measure: A general term applied to any of the substantive measures found in the agency programs. Included are impacts, outcomes, output/activity indicators, efficiency measures, and need and/or demand estimators.

Program Policy Guidelines: Issued by the Governor, the policy guidelines identify those problems confronting the Commonwealth that are of major concern. The guidelines initiate the budget process in that they ask for a preliminary assessment of alternative program changes which respond to the Governor's concerns.

Program Structure: The system used to organize goals and objectives within a logical framework so that activities of different organizational units designed to accomplish similar results can be reviewed for decision purposes within the appropriate program context. Program structure also provides the means for determining what information is required in order to identify the needs and demands on government and what information is required for the management and evaluation of program operations. Program structure terms listed in system order are:

- **Commonwealth Program** – There are eight major program classifications in the program structure: Direction and Supportive Services, Protection of Persons and Property, Education, Health and Human Services, Economic Development, Transportation, Recreation and Cultural Enrichment, and Debt Service.
- **Program Category** – The first major subdivision of the Commonwealth program. The program category is defined in terms of desired goals, e.g., clean air environment.
- **Program Subcategory** – A subdivision of a program category. The subcategory focuses upon objectives that can be measured in terms of quantifiable impact. Program subcategories within agencies are commonly referred to as programs or program presentations within the Governor's Executive Budget.
- **Program Element** – The agency activity or set of activities which produce an output or group of related outputs that contributes to the accomplishment of the objective of a single program subcategory. Program elements are the basic units of the program structure of the budget.

Proprietary Funds: These funds include Enterprise Funds and Internal Service Funds. Such funds account for and report activities the way a private business or industry would. They include such activities as sale of goods or services, lending, and other financing activities where purchasers or customers pay a charge or a user fee. (See page H3 for additional information.)

Rebudget: An agency-revised spending plan based on its enacted appropriations. The Governor's Budget Office has the authority to request and approve agency spending plans or rebudgets.

Restricted Receipts: Monies received by a state fund (usually the General Fund) from a source outside of the state which may be used only for a specific purpose. The funds are held in a trust capacity for a period of time and then are disbursed to authorized recipients including other state agencies. Restricted receipts do not augment an appropriation. Usually the state makes no other appropriation for the purpose specified for the restricted receipt.

Restricted Revenue: Monies designated either by law or by administrative decision for specific purposes. The revenues are deposited in the General Fund or in certain special funds but reported separately. Restricted revenue accounts continue from one year to the next and finance a regular operation of state government. Disbursements from restricted revenue accounts must be accounted for as expenses of state government.

Revenue: Monies received from taxes, fees, fines, federal grants, bond sales, and other sources deposited in the state treasury and available as a source of funds to state government.

Special Fund: A fund in which revenues raised from special sources named by law are deposited (earmarked revenue). Such revenues can be spent only for purposes prescribed by law and for which the revenues were collected. Examples are: Motor License Fund, Game Fund, and Boat Fund.

Surplus: A fiscal operating result that may occur in a fund at the end of a fiscal year, whereby expenditures are less than the fund's beginning balance, revenues/receipts, and lapses during the same period. The surplus funds become available for appropriation during the following fiscal year.

Tax Expenditures: Tax credits, deductions, exemptions, and exclusions provided for in law which result in a significant reduction in revenues that would otherwise be received at current tax rates. See section D.

Workforce: see **Complement**.

Federal Funds Identification

The most common abbreviations used to identify federal funds in this document are:

ARC	Appalachian Regional Commission
ARPA	American Rescue Plan Act
CARES	Coronavirus Aid, Relief, and Economic Security Act
CCDFBG	Child Care and Development Fund Block Grant
CDBG	Community Development Block Grant
CMAQ	Congestion Mitigation and Air Quality Improvement
CMMI	Center for Medicare and Medicaid Innovation
COPS	Community Oriented Policing Services
COVID-ESSER	COVID Elementary and Secondary School Emergency Relief
COVID-RF	COVID Relief Fund
COVID-SFR	COVID State Fiscal Relief
CSBG	Community Services Block Grant
DOE	Department of Energy
EDA	Economic Development Administration
EEOC	Equal Employment Opportunity Commission
EMS	Emergency Medical Services
EPA	Environmental Protection Agency
EPSDT	Early Periodic Screening Diagnosis and Treatment
ESEA	Elementary and Secondary Education Act
ESG	Emergency Solutions Grant
FEMA	Federal Emergency Management Agency
FHWA	Federal Highway Administration
FMAP	Federal Medical Assistance Percentage
FQHC	Federally Qualified Health Center
FTA	Federal Transit Administration
HUD	Department of Housing and Urban Development
IJJA	Infrastructure Investments and Jobs Act
IRA	Inflation Reduction Act
LIHEABG	Low-Income Home Energy Assistance Block Grant
LIHEAP	Low Income Home Energy Assistance Program
LIHWAP	Low-Income Household Water Assistance Program
LSTA	Library Services and Technology Act
MA	Medical Assistance
MCH	Maternal and Child Health
MCHSBG	Maternal and Child Health Services Block Grant
MH/ID	Mental Health/Intellectual Disabilities
MHSBG	Mental Health Services Block Grant
NCHIP	National Criminal History Improvement Program
NEA	National Endowment for the Arts
NICS	National Instant Check System
PHHSBG	Preventive Health and Health Services Block Grant
SUPTRSBG	Substance Use Prevention, Treatment, and Recovery Services Block Grant
SCDBG	Small Communities Development Block Grant
SNAP	Supplemental Nutrition Assistance Program
SORNA	Sex Offender Registration and Notification
SSA	Social Security Act
SSBG	Social Services Block Grant
SSI	Supplemental Security Income
STOP	Services Training Officers Prosecutors
TANFBG	Temporary Assistance to Needy Families Block Grant
TEA 21	Transportation Equity Act for the 21 st Century
VA	Veterans Administration
VOCA	Victims of Crime Act
WIC	Women, Infants, and Children Program
WIOA	Workforce Innovation and Opportunity Act

– THIS PAGE INTENTIONALLY LEFT BLANK –



Commonwealth of Pennsylvania

Governor's Executive Budget

OVERVIEW AND SUMMARIES

The Fiscal and Program Policy Direction section presents the fiscal and program policies that guide the development of the Governor's Executive Budget. The revenue and expenditure recommendations included in this budget provide a solid fiscal foundation for the Governor to successfully address his vision, goals, and program priorities for Pennsylvania. This section summarizes the Governor's recommended budget initiatives within the following budget theme presentations.

Theme topics vary from year to year based on the funding priorities established by the Governor and the recommended budget initiatives proposed in the budget. Themes may include program revision budget recommendations. If so, detailed program revision presentations, including discussion of the program revision and its associated program measures, funding recommendations, and costs by appropriation can be found in Section E: Department Presentations within the agency responsible for leading the program revision implementation.

Fiscal and Program Policy Direction and Budget Themes

Introduction

Since taking office, Governor Josh Shapiro has been focused on getting stuff done by creating, directing, and advancing initiatives that benefit all Pennsylvanians. During his first year in office, Governor Shapiro and his Administration have accomplished a vast majority of the goals laid out in his first budget address – including expanding the Property Tax/Rent Rebate program, delivering universal free breakfast for all K-12 students, implementing the largest-ever increase in basic education funding, providing mental health resources for students, investing in vo-tech and apprenticeship programs, allocating first-ever state funding for indigent defense, and more.

The 2024-25 budget expands the Governor’s vision and invests in key priorities to deliver real, tangible solutions to the most pressing issues people are facing in their daily lives. In addition, this budget prioritizes economic competitiveness, access to higher education, targeted investment in public education, access to housing, healthy communities, public safety, environment, and agriculture.

This budget delivers on Governor Shapiro’s promise to ensure a comprehensive solution on K-12 education in Pennsylvania. This budget acknowledges the work of the Basic Education Funding Commission and proposes a historic increase in basic education funding, along with support for student mental health, school facilities, teacher professional development and talent recruitment, student teacher stipends, feminine student hygiene products in schools, career and technical education, and high-quality, affordable, and accessible childcare and early learning opportunities for families.

This budget also presents a new vision for higher education that sets Pennsylvanians up for success, increases access and affordability, supports economic growth and prosperity, and ensures the Commonwealth can compete on the national stage. The 2024-25 budget proposes a blueprint for higher education that brings the Pennsylvania State System of Higher Education and Community Colleges under a new governance structure coupled with significant investment to address a 30-year period of disinvestment. The bold proposal increases affordability so that those students who want to attend college can do so, and calls for a predictable, performance-based funding formula aligned with our workforce needs, while increasing transparency and accountability for taxpayer dollars.

This budget ensures that Pennsylvania continues to lead the nation in economic competitiveness, innovation, and job creation. For the first time in nearly two decades, under Governor Shapiro’s leadership, the Commonwealth has adopted an economic development strategy that will provide a roadmap to compete and win regionally, nationally, and globally. To ensure meaningful and long-term growth that will benefit Pennsylvanians, this budget proposes a significant investment in a site development program to attract businesses, doubles down on investments in our Main Streets while reconfiguring existing programs to ensure they meet the needs of our communities, develops a Career Connect program to grow our workforce, and elevates marketing and tourism as a key component of attracting new businesses and people to Pennsylvania.

While last year’s historic expansion of the Property Tax/Rent Rebate program delivered the largest targeted tax cuts for Pennsylvania seniors in nearly two decades and helped many seniors with housing costs, this budget recognizes that any housing strategy must be comprehensive. The budget calls for preserving affordable housing by investing in the Whole Home Repairs program, incentivizing and supporting development by increasing the resources available for the Pennsylvania Housing Affordability and Rehabilitation and Enhancement Fund, protecting our most vulnerable residents through an increase in the Homeless Assistance Program, creating a Local Government Emergency Housing Support program for our cities and counties, and establishing a new program to ensure access to counsel during eviction proceedings.

In September 2023, Governor Shapiro called for the immediate review of fee schedule rates for providers of services for individuals with intellectual disabilities and autism (ID/A). As a result, this budget proposes a significant increase in rates for ID/A providers. To further the resources available to Pennsylvania’s most vulnerable residents, the budget also establishes the first-ever Alzheimer’s Division, increases funding for Area Agencies on Aging, makes the Long-Term Care Transformation Office permanent, builds on the successes of last year’s maternal health initiative, and increases funding for domestic violence prevention. Additionally, the budget also targets funding to lower health insurance premiums for individual market enrollees and establishes a medical debt relief program.

This budget prioritizes public safety, including funding four additional Pennsylvania State Police cadet classes, updating state police patrol vehicle fleets, hiring more probation staff members, and doubling the existing resources available for volunteer and career fire companies and emergency medical services. The 2024-25 budget supports gun violence reduction efforts through after-school and proven gun violence prevention programs, resources for gun-violence impacted community improvement projects including improvement of shareable amenities and remediation of blight and standing up the Office of Gun Violence within the Pennsylvania Commission on Crime and Delinquency. Moreover, this budget grows indigent defense funding and supports an increase in resources for legal aid networks across the Commonwealth.

Pennsylvania's natural environment, state parks and forests, and agricultural industry all benefit from this budget proposal. Specifically, the 2024-25 budget proposes to design and construct new trails, improve existing trails, and expand the Pennsylvania Outdoor Corps program. The budget promotes agricultural innovation to support and attract new agricultural businesses, including energy and conservation endeavors, and to build the future of American agriculture right here in Pennsylvania. The budget supports the agriculture industry through a new state program for agricultural seed certification, strengthens dairy margin coverage protections, and establishes a new state laboratory in western Pennsylvania that will provide much-needed animal testing capacity to help with rapid diagnosis and mitigation of future disease outbreaks across the state.

The 2024-25 budget makes significant yet responsible investments to ensure that the government remains responsive to the needs of the people of Pennsylvania. It is a budget that is seeded with hope and ambition, one which recognizes the opportunity we all have in this moment to do right by the good people of Pennsylvania. This budget empowers innovation, unleashes our competitive nature, and cements Pennsylvania's standing as a leader nationwide. It ensures that the Commonwealth remains a place where every Pennsylvanian has the freedom to chart their own course and the opportunity to succeed.

Investing in Children, Students, and Educators

Governor Shapiro believes that creating opportunity for Pennsylvania's children starts in our classrooms – and that our collective future is only as bright as the educational opportunities we provide for them. The 2023-24 budget included significant investments in K-12 schools, school-based mental health, special education, and school safety and security. In 2024-25, the budget proposal reflects both a continued commitment to children, parents, and educators and a realization that much work remains to ensure public education in Pennsylvania is among the finest in the nation. A robust system of mental health supports for students and staff, providing early opportunities for children to get a head start in high-quality, affordable, and accessible pre-K programs, and ensuring there are committed, highly skilled, and compassionate educators in every classroom are key to this vision. Investments in safety and security and modern school buildings and classrooms free from environmental hazards are necessary so that families have the confidence that their child's school is a place where they are safe to learn and grow.

The 2024-25 budget invests in the foundational pillars of education: basic funding; safe, secure, and supportive environments; access and opportunity in high-quality pre-K programs; specialized career and technical training; and high-quality educators.

Investing in Basic Education Funding

The 2023-24 enacted budget included a historic \$567 million increased investment in basic education funding for Pennsylvania's public schools. Building on that momentum and recognizing the work of the Basic Education Funding Commission (BEFC), the 2024-25 budget proposal includes a **\$1.072 billion** increase to basic education funding – by far the largest increase in Pennsylvania history. Of this significant increase, **\$872 million** is proposed as a first-year adequacy investment as recommended by the BEFC. The remaining **\$200 million** will be distributed through the Basic Education Funding Formula, with recommended updates to reduce volatility and improve predictability and stability of funding. These additional investments will put the Pennsylvania public education system on a path to ensure all school districts have the resources that successful school districts enjoy. This proposal will help rural, suburban, and urban school districts of all sizes meet the changing needs of students and communities by providing flexible funding to invest in educators, facility improvements, high-quality and up-to-date instructional materials, and a multitude of other areas to ensure Pennsylvania's children are ready to succeed in a 21st century global economy.

Funding Special Education and Protecting Vulnerable Students

School districts are legally required to provide special education programs, supports, and services for all eligible students, while the cost to meet these needs continues to increase. This budget includes a **\$50 million** increase for special education funding to ensure that school districts have the basic resources necessary to provide high-quality special education services to students with disabilities and special needs.

This budget continues a commitment to students and families to ensure that every child receives the education they deserve, especially among the most vulnerable populations, like students with disabilities, court-placed students and adjudicated youth, ward-of-state students, and children and youth in foster care. To that end, the 2024-25 budget proposes a **\$545,000** increase for the Office of Monitoring and Accountability to ensure compliance with federal and state reporting requirements, mitigating risk to students and educators. This funding will enhance the Department of Education's (PDE) ability to audit and monitor practices across schools and state agencies serving vulnerable students while increasing accountability statewide. In addition, this budget proposes **\$18.1 million** through the Department of Human Services (DHS) to repurpose a vacant facility in Montgomery County into a 48-bed secure facility for adjudicated male youth and **\$2.5 million** through PDE to provide education services to these individuals.

Instituting Cyber Charter Reform

Currently, cyber charter schools in Pennsylvania charge school districts between \$8,639 and \$26,564 per student per year. School districts and Intermediate Units have tremendous experience delivering curriculum to students virtually, and the current cyber charter funding model whereby tuition rates vary widely depending on where students come from, no longer makes sense. The 2024-25 budget establishes a statewide cyber tuition rate of \$8,000 per student per year and will better align tuition with the actual costs of providing an online education. This reform will save school districts an estimated **\$262 million** annually.

Providing Career and Technical Education and Dual Enrollment Opportunities

The Shapiro Administration has been breaking down barriers, strengthening existing onramps for successful careers, and building new pathways to opportunity. The budget continues to expand options for students to gain experience, training, and advanced credit for college while still in high school. Building on critical investments made last year, the 2024-25 budget calls for a **\$2.4 million** increase for Career and Technical Education (CTE) and continuing **\$7 million** in support of dual enrollment. CTE provides students opportunities to gain experience, industry recognized credentials, and the prerequisite knowledge needed to move into Registered Apprenticeship programs, which lead to quality jobs with family-sustaining wages in occupations and industries of critical need.

This new investment in CTE programs will enable comprehensive schools and Career and Technical Centers to expand existing programs and add new curriculum aligned with high-tech, health care, and cybersecurity occupations. Continued investment in dual enrollment will allow students in high school to earn college credit and high school credit for advanced coursework.

Ensuring Safe and Healthy School Facilities

In order to succeed in school, students need to be able to focus. Continued investment in universal school breakfast will ensure that students do not need to worry about being hungry at their desks as they begin the school day. But we know that many factors persist in pulling students' attention away from learning, collaboration, and skill development, including concerns about school violence and school building safety. The 2024-25 budget calls for continuing a **\$50 million** annual investment in school safety and security improvements and **\$300 million** in sustainable funding for environmental repair projects in school buildings. These investments will help schools begin to address the environmental issues that threaten the health, safety, and opportunity of students.

Additionally, no student should have to miss school due to not being able to afford basic necessities like menstrual products. Nationally, 1 in 4 teens have missed class due to a lack of access to menstrual hygiene supplies. To ensure Pennsylvania students are given the necessary tools to succeed in the classroom, **\$3 million** is recommended to provide menstrual hygiene products at no cost to students in schools. Schools will be able to purchase product dispensation devices as one-time purchases and procure hygiene products on an ongoing basis to be made readily available to students.

Supporting Pennsylvania's Youngest Learners

Every child in Pennsylvania deserves the support and resources needed to succeed, from infancy through early adulthood. Early Intervention (EI) provides support and services to eligible children from birth to age five with developmental delays or other factors that put them at risk of falling behind. EI provides children with developmental and social-emotional services, including speech, language, and physical therapies as well as social work services. Families also receive the coaching and assistance they need to continue to care for and support their children. In 2022-23, over 64,000 Pennsylvania children from ages three to five, from every county and across all income levels, received EI services. The 2024-25 budget calls for an additional investment of **\$17 million** to ensure that children in Pennsylvania, regardless of family income, receive the high-quality support and resources they need to be healthy, succeed in school, and improve their overall well-being.

The research is overwhelming that the return on investment in early childhood education is meaningful and substantial: children who start their educational careers in high-quality pre-K programs do better in school, have higher graduation rates, and earn more income throughout their lives. One obstacle to ensuring that every child in Pennsylvania has access to high-quality, affordable, and available pre-K programs is the difficulty for providers to recruit, retain, and support early childhood educators. Wages for pre-K educators are too low to sustain employment levels in a field so critical to the current workforce and our children's future. This budget proposes an additional **\$2.7 million** in the Head Start Supplemental Assistance Program and an additional **\$30 million** for the Pre-K Counts program to give providers the funds to raise wages and stabilize the early educator workforce.

Recruiting and Retaining Top Talent in Education

In the past 12 years, Pennsylvania's growing teacher shortage and shrinking pipeline of new teachers has created difficulty for schools, especially in rural and urban districts, as well as hard-to-fill areas like special education, science, technology, engineering and mathematics (STEM), and bilingual/English language instruction. Over that period, the number of undergraduate education majors in Pennsylvania has declined by 66 percent. Schools across the Commonwealth face critical staff shortages, particularly among those serving the highest proportions of low-income students and students of color.

The General Assembly already enacted the Talent Recruitment Office and the Educator Talent Recruitment Account as mechanisms to address this problem. The 2024-25 budget builds on these structures by including **\$10 million** for the Educator Talent Recruitment Account and **\$450,000** to support the Talent Recruitment Office at PDE to provide sustainable funding for colleges to increase participation in the education workforce by covering tuition, fees, supplies or other costs that serve as barriers to secondary school students enrolling in college coursework prior to high school graduation. It will also support programs designed and proven to increase the number of individuals entering the teaching profession such as Grow Your Own programs that attract high school students and district employees such as paraprofessionals. A robust Talent Recruitment Office will provide technical assistance to colleges and universities on dual enrollment programs in education, registered apprenticeships for educators, and other strategies to bolster the education workforce. The Office will collect data on the status and diversity of Pennsylvania's educator workforce and build effective partnerships with external partners to implement Pennsylvania's Educator Workforce Strategy.

To further strengthen the educator pipeline, the 2024-25 budget increases funding for student teacher stipends by **\$5 million** to a total of \$15 million. This program will support Pennsylvanians training to become certified and committed educators in the Commonwealth.

Over the last year, the Administration has focused on pulling down barriers and streamlining processes so that the path to opportunity is unobstructed for more Pennsylvanians. This means simplifying the process for prospective educators to apply for certification and for ensuring applications are processed in a timely manner. To build on these efforts, the 2024-25 budget calls for an investment of **\$8 million** for required upgrades to the current Teacher Information Management System (TIMS). By modernizing TIMS, PDE will be more efficient and effective in certifying new educators. Upgrading these systems to be a user-friendly one-stop shop will ensure that prospective and current educators face fewer barriers when they apply for, monitor, update, and print certifications and professional development requirements.

This budget proposal includes an additional **\$5 million** for professional development for educators and school leaders so that teachers have the skills and training needed to be innovative and effective educators. This investment in educator professional development also illustrates a commitment to ensuring that educators have the tools and training they need to tackle difficult topics impacting students and communities.

A New Blueprint for Higher Education in Pennsylvania

This budget represents a commitment to rethink Pennsylvania's higher education system after decades of disinvestment that led to an inaccessibly high cost for students and their families. Over the past year, the Administration convened higher education leaders across public universities, state-related institutions, community colleges, HBCUs, and private nonprofit institutions who crafted recommendations to help make higher education in Pennsylvania workforce-oriented, affordable, coordinated, transparent, and accountable.

Rethinking the Governance Structure

For too long, Pennsylvania has chronically under-invested in postsecondary education, leading to a rank of 49th for state support in higher education. The results of this inaction are reflected in the workforce crisis the Commonwealth faces and in the outward migration of young people and families. Adding to the challenge, the various higher education institutions in the Commonwealth do not work together strategically. Instead of collaborating to provide an accessible world-class education to Pennsylvania students, institutions compete against one other for a limited number of students and resources with duplicate degree programs and limited, cumbersome credit transfer between institutions. Pennsylvania's higher education system needs serious reform.

This budget calls for a fresh vision for higher education that unites the Pennsylvania State System of Higher Education universities (PASSHE) and Community Colleges under a new governance system. Doing so will move away from continual competition among institutions and create a new focus on providing affordable higher education pathways for students and meeting the Commonwealth's workforce needs.

To support this new system and address the historic lack of investment in Pennsylvania's higher education system, this budget proposes a **15 percent increase** in state funding to the new system. In addition, the 2024-25 budget calls for a **5 percent increase** in institutional support for the Commonwealth's state-related universities – Penn State, Temple, Lincoln, and Pitt – and a **15 percent increase** to Thaddeus Stevens College of Technology. Through these investments and governance changes, Pennsylvania will build a thriving, innovative, and responsive higher education system that better serves students and the economy.

In addition to increased state support, higher education in Pennsylvania must pay for performance. This plan calls for establishing a predictable, performance-based funding formula for publicly funded colleges and universities, so they have a transparent, stable funding source that focuses on what is most important to the Commonwealth. The formula will reward the public and state-related colleges and universities for achieving important outcomes.

Increasing Affordability for Postsecondary Students

Postsecondary education must be accessible and affordable to all Pennsylvanians, whether they wish to take a single course to brush up on skills, earn a credential to qualify for a promotion, or pursue a career that requires an advanced degree, yet the current cost of postsecondary education excludes many students. Those who can afford to attend often start their careers with significant debt, as Pennsylvania graduates carry the 3rd largest student debt load in the nation.

Once the new governance structure is in place, beginning in 2025-26, this budget recommends an increase in financial aid for students who attend the schools under the new governance system, so they can receive a degree and prepare for success for as little as \$1,000 in tuition and fees per semester, dependent on income level. As part of this second phase of revamping the higher education system, the Governor's higher education strategy would increase Pennsylvania Higher Education Assistance Agency (PHEAA) state grants by \$1,000, bringing the maximum award up from \$5,750 to \$6,750. Through this **\$279 million** annual investment, Pennsylvania students will be able to attend college in-state with a limited debt load after they graduate and can enter the workforce ready to build their careers and tackle real problems in the Commonwealth.

Making Pennsylvania a Leader in Economic Development, Job Creation, and Innovation

Implementing the First State Economic Development Strategy in Over 20 Years

The 2024-25 budget makes real, strategic investments that will allow the Pennsylvania economy to compete and win regionally, nationally, and globally. This means Pennsylvania businesses succeeding, workers maintaining family-sustaining jobs, and more prosperity for all.

To attract businesses to Pennsylvania and compete with our neighboring states, the Commonwealth must cut red tape and increase both monetary and technical state support available to businesses. To ensure that Pennsylvania businesses can operate nimbly and respond to the conditions of a changing economy, our government must operate at the speed of business. The 2024-25 budget proposes over **\$600 million** in new and expanded investments that will enhance the Department of Community and Economic Development's (DCED) ability to implement the Commonwealth's new ten-year strategic plan for economic development and better serve Pennsylvania's business community.

In the last year, DCED has taken important steps to prepare for businesses to relocate or expand within Pennsylvania through the establishment of PA SITES, which provides grant funding to develop competitive, well-equipped, and shovel ready locations with the right infrastructure for businesses to operate. Due to the overwhelming need and demand of the program, the 2024-25 budget includes **\$500 million** to expand PA SITES to fund on-site development for priority industries, such as agriculture and manufacturing, to build out new sites for sustained business investment. This will be accomplished through a taxable bond issuance through the Pennsylvania Economic Development Financing Authority to rapidly provide the level of investment needed to help catch up with competitor states.

The budget also includes **\$20 million** to support large-scale innovation and leverage Pennsylvania’s best-in-class research and development assets. This funding will be used to incentivize the deployment of additional private venture capital, positioning Pennsylvania as a national center for innovation while proactively making investments in entrepreneurs who have historically lacked access to venture capital funding.

While this budget makes significant investments to attract businesses from outside Pennsylvania, it also doubles down on the state’s commitment to build home-grown talent and entrepreneurs. The 2024-25 budget allocates **\$3.5 million** to create and launch the Pennsylvania Regional Economic Competitiveness Challenge to provide different geographic regions with the resources they need to plan and implement localized economic development strategies. By backing well-planned regional strategies, this budget ensures that state funding is used wisely by combining local vision and regional expertise with state resources to provide a bottom-up approach to statewide economic development. Taking this approach meets the individual needs of each of the state’s diverse regions.

This budget promotes a vision of Pennsylvania’s downtowns and main streets that are bustling, accessible, and prosperous. Downtowns are the places where communities gather, and main streets form the economic backbone of their region. Increased state investment will help combat the trend of rising commercial vacancy rates and update public infrastructure, which is why the 2024-25 budget allocates **\$25 million** to establish a new Main Street Matters program. This program, built on the legacy of the successful Keystone Communities program that assisted Main Street and Elm Street programs, will improve capacity for local governments and provide flexible resources to revitalize neighborhoods. Through investing in downtowns and main streets, Pennsylvania will bring these community hubs to life and strengthen both core community districts and the regions surrounding them that the residents call home.

Additional investments to support the Commonwealth’s economic development strategy include an increase in flexible funding used to meet the needs of businesses through the PA First program, an **\$18 million** increase in funding for tourism and business marketing, **\$3.5 million** for DCED to implement the strategy and **\$2 million** to support internships at Pennsylvania based businesses.

Prioritizing Permit Review

This budget recognizes that moving at the speed of business means faster, more reliable, and more transparency about permitting for individuals and businesses that are looking to grow in Pennsylvania. The budget provides over **\$10 million** in funding for the Department of Environmental Protection (DEP) to increase permitting staff at regional offices across the Commonwealth and to upgrade, improve, and modernize permitting IT systems.

These changes will make it easier to obtain permits on time, and the Administration’s money-back guarantee (PAyback) means that eligible permits that are delivered late can have their permit fees refunded. Additionally, in response to feedback regarding the historical review processing time for permits, this budget proposes **\$212,000** for the Pennsylvania Historical and Museum Commission to streamline its environmental review process for historic properties to ensure timely deployment of federal infrastructure dollars.

Growing PA through Agriculture

The Commonwealth has 53,157 farms, including the second largest number of dairy farms nationally, producing more than 10 billion pounds of milk each year. Additionally, the Commonwealth is a leader in growing hardwoods, fruits, tree nuts, berries, floriculture, and more. The Commonwealth is committed to continued growth in the agricultural sector and to building and supporting the future of the industry.

This budget proposes a major step forward in that goal by offering meaningful new support for existing farming practices. These investments will advance the already impressive achievements of Pennsylvania farmers and help protect the work they do in the years ahead.

Specifically, the 2024-25 budget invests **\$10.3 million** in agriculture innovation, important funding that will help support and attract new agricultural businesses, including energy and conservation endeavors, and to build the future of American agriculture right here in Pennsylvania. This funding will bolster the Conservation and Innovation Program at the Department of Agriculture by providing support staff specifically for farmers, who can identify available funding options and connect farmers to those opportunities. This funding will also provide grants, loans, technical and logistical assistance for innovative farming practices in Pennsylvania, helping to advance cutting-edge agricultural practices that can grow the income of farmers and serve as a model to the nation for best practices and techniques.

The budget also proposes **\$655,000** to fund a groundbreaking new state program for agricultural seed certification and trade assistance that will grow Pennsylvania's role as a national and international agricultural leader. Additionally, the budget proposes **\$145,000** for a novel pest detection program using dogs to prevent pest outbreaks without the expensive and potentially harmful use of pesticides.

The budget also reflects the needs of farmers, offering new solutions to help with longstanding areas of concern. This includes **\$5.6 million** to reform the Dairy Margin Coverage Protections offered to dairy farmers, alongside a dedicated new Dairy Development Specialist at the department to work day-in and day-out to advocate for and help to grow the Pennsylvania dairy industry.

Animal health remains a key priority, particularly with the threat of highly pathogenic avian influenza (HPAI) that could affect Pennsylvania poultry farmers. This budget supports a **\$5 million** investment in a new state laboratory in western Pennsylvania that will provide much needed testing capacity, helping with rapid diagnosis and mitigation of future disease outbreaks across the state. Finally, this budget makes needed investments in modernizing the IT systems at the Department of Agriculture, providing new capabilities with a **\$1.7 million** investment in cloud computing solutions and migration of state laboratory data to a more advanced information management system.

Adult Use Cannabis

This budget recognizes that the time has come for Pennsylvania to legalize adult use cannabis. Every one of Pennsylvania's neighbors except West Virginia has legalized adult use cannabis, including Ohio. Pennsylvania is currently at a competitive disadvantage, losing out on critical tax revenue and new businesses to our neighbors.

Furthermore, Pennsylvania's overburdened police and courts have more important things to do than arrest and adjudicate people for the use of cannabis. The prohibition of cannabis has also created an underground economy that fuels violence perpetrated by drug traffickers and gangs seeking to control the illicit and dangerous forms of synthetic marijuana in our communities.

As such, this budget proposes legalization of adult use cannabis effective July 1, 2024, with sales within Pennsylvania beginning January 1, 2025. And, with the funds generated by the legalization of adult use cannabis, Pennsylvania can right some of the wrongs of those individuals impacted by archaic laws. To that end, the budget proposes to invest **\$5 million** in restorative justice initiatives from adult use cannabis proceeds, in addition to the immediate expungement of the records of those incarcerated for only a possession related offense attributed to cannabis. The adult use cannabis industry in Pennsylvania, as a new potential cash crop for our farmers, will be regulated by the Pennsylvania Department of Agriculture.

Supporting Public Transportation

Transportation is a vital component of economic development. In addition to shovel ready sites, businesses make conscience decisions based on the availability of workers, including the reliability of those workers to get from their residence to their place of employment. As such, it is important that the Commonwealth invests adequate resources into the operations of mass transit to ensure that Pennsylvania's workers have reliable methods of transportation to continue to contribute to Pennsylvania's economy. Currently, 7.68 percent of all Sales and Use Tax receipts are deposited into the Public Transportation Trust Fund. This budget builds on that investment by proposing to increase that transfer by an additional 1.75 percent. This increase in available funding will inject an additional **\$283 million** dollars into mass transportation across the Commonwealth.

Ensuring All Pennsylvanians Have the Freedom to Chart Their Own Course and the Opportunity to Succeed

Supporting Workforce Investments and Innovations that Work for Pennsylvanians

Industry Partnerships (IPs) are dynamic collaborations of regional groups of employers, stakeholders, and workers that share a commitment to good jobs, racial equity and inclusion, and a mindset of continuous learning. IPs represent a proven strategy for helping employers find skilled workers and for providing incumbent worker training that moves entry-level workers into medium-skill positions. IPs also constructively identify existing gaps in industry needs and workforce skills and provide the critical framework and collaborative partnerships for filling those gaps in productive and effective ways. Industry partnerships work. The 2024-25 executive budget increases the investment in IPs by **\$2.2 million** to support the workforce development and workforce needs of Pennsylvania's workers and businesses, respectively.

Since the start of his administration, Governor Shapiro has been focused on creating opportunities for hardworking people to obtain good-paying jobs. A college degree requirement for 92 percent of Commonwealth jobs has been eliminated, and the Administration has served as a leader in championing skills-based hiring. Building on the success the Commonwealth experienced as an employer with this initiative, the budget includes **\$2 million** to help businesses transition to skills-based hiring practices. Skills-based hiring practices will ensure that more Pennsylvanians who have the skills and experience but not a college degree – or the “right” degree – can find quality jobs that pay family-sustaining wages.

Finding a career, training program, or scholarship program should not be a mystery. This budget includes **\$2 million** to build a one-stop-shop for career pathways. By having a single digital location for all career, education, and training resources, all Pennsylvanians, regardless of whether they are in middle school or mid-career, can find the resources they need to plot a better, brighter future for themselves and their families in one place.

Protecting Workers, Wages, and Law-Abiding Businesses

Workers and businesses win when the playing field is level. This budget calls for **\$1.2 million** to support labor law compliance to protect law-abiding businesses from unscrupulous competitors who skirt state labor laws that safeguard workers and fair competition. Most employers and businesses in the Commonwealth know and follow labor laws because it is good for business – the happy, safe, and fairly compensated worker is a productive worker. For those businesses that need to come into compliance with the law, having sufficient resources will ensure that expertise and technical assistance is available to help them move voluntarily into alignment.

Helping Veterans and Military Families in the Workforce

In accordance with Act 35 of 2022, the Department of State developed a Military Occupational Crosswalk to identify and relate civilian career opportunities and requirements to veterans' military experience. The crosswalk compares qualification details from nearly 300 military occupations to the initial requirements for licensed professions overseen by the department. Already, the crosswalk has provided support to over 1,500 veterans, service members, and military spouses. The budget proposes to expand and improve this resource for military families with a **\$500,000** investment to develop a user-friendly web portal. The portal will serve as a repository for information on hundreds of occupations and decrease barriers to professional practice for returning military veterans and their spouses.

Investing in Pennsylvania's Families and Supporting the Childcare Workforce

Pennsylvania families are the cornerstone of a thriving and resilient society, but that can only be possible if there is high-quality, affordable, and accessible childcare. By investing in childcare subsidies, the state not only alleviates the financial strain on families in need but also enhances their ability to have equitable access to quality childcare services. This not only promotes economic stability for families but also contributes to a skilled and engaged workforce. Using **\$62 million** in federal funding and a small state investment of **\$96,000**, the proposed budget will increase reimbursement rates for childcare providers participating in the Child Care Works program to the nationally recommended 75th percentile of the current market cost of childcare services. Additionally, the investment addresses the critical issue of childcare worker wages by estimating increases, ensuring fair compensation for those providing essential care to children. This multi-faceted approach reflects a commitment to fostering a supportive environment for families, promoting workforce participation, and elevating the well-being of childcare professionals in Pennsylvania.

Raising the Minimum Wage

At \$7.25 per hour, Pennsylvania's minimum wage is lower than all neighboring states and most economic competitor states and has remained stagnant for 14 years. At a time when Pennsylvania workers are aging, young Pennsylvanians increasingly consider other places to build their economic futures. Pennsylvania must be a place that families, workers, and students see as a place to work, to grow, to thrive. The budget calls to raise the minimum wage to \$15 per hour.

Cutting Everyday Costs for Pennsylvanians

Reducing Medical Debt

As of December 2020 in Pennsylvania, the total balance of medical debt in a collections stage was over \$1.8 billion. Approximately 10.4 percent of Pennsylvanians carried medical debt in collections, with an average amount of \$1,473. Medical debt contributes to poverty, as Pennsylvanians with medical debt may have to forgo critical needs such as food and housing, and begin to self-ration medically necessary care in order to pay their medical bills. To help address this cycle of financial distress, the 2024-25 budget dedicates **\$4 million** for medical debt relief for low-income Pennsylvanians and calls for health care providers to implement transparent practices to limit medical debt from being incurred in the first place.

Addressing Critical Housing Needs

Funding for the Pennsylvania Housing Affordability and Rehabilitation Enhancement Fund (PHARE) helps keep Pennsylvanians in their homes, helps low-income residents become first time homeowners, and provides funding for communities to address blight. Since 2012, the Pennsylvania Housing Finance Agency (PHFA) has helped over 7,000 individuals and families receive rental or utility assistance, over 6,000 homes have been rehabilitated and preserved, and thousands of rental units and homes have been constructed, all via PHARE funding. As part of this budget, funding for PHARE will be increased to \$100 million by 2027-28. The budget proposes to eliminate the current formula in favor of a guaranteed \$70 million transfer in the budget year, and increase the amount by **\$10 million** each year, helping more Pennsylvanians to remain in their homes.

The Whole Home Repairs program helps homeowners to make their homes safe, healthy, and in quality condition - and the need for this type of housing investment reaches all corners of the Commonwealth. The program has been very successful and has served as a model for other states. This budget proposes **\$50 million** for the Whole Home Repairs program, to continue to provide direct assistance to homeowners and keep more families in their homes.

Over the last year, we have also seen numerous crises from train derailments, natural disasters, or other infrastructure-related emergencies displacing families and individuals from the places they call home. These are frequently unforeseen and unplanned, and the federal or state funding often available to assist is months away if not already committed. It is clear that Pennsylvanians need every tool available, and to address this need the budget will also introduce **\$5 million** in flexible grant funding for cities and counties to address immediate housing needs at the local level until disaster relief or other funding can be identified and be made available.

Ensuring Every Pennsylvanian has Access to Insurance

Health insurance costs have increased an average of 3.9 percent in Pennsylvania for 2024. Coupled with the end of the Medicaid continuous coverage requirement, this creates a challenging situation for many Pennsylvania families. Rising premiums, inflation, and loss of Medicaid requires some low- and middle-income Pennsylvanians to forgo health insurance in order to pay for other needs. By continuing the state's reinsurance program, and investing **\$50 million** of state funding into it, Pennsylvania can create an additional subsidy wrap for low- and middle-income Pennsylvanians that are on the cusp of being able to afford health insurance. If we do not do this, as many as 100,000 individuals could be at risk of losing their current insurance, and, by making this investment, nearly 200,000 individuals could see their insurance premiums decrease.

On January 1, 2024, the Insurance Department, in conjunction with the Commonwealth Office of Digital Experience (CODE PA), launched a new portal which allows Pennsylvanians to have their health insurance denials reviewed by an independent third party. The Insurance Department facilitates the intake, referral, and communication between involved parties. Currently, about 2,000 denial reviews are expected annually. To ensure that cases are reviewed in a timely fashion, **\$917,000** will be utilized for staff and software support to track and manage the cases. Further, the Insurance Department will be able to track trends specific to the nature of denials and outcomes of external review.

The Insurance Department is primarily focused on protecting consumers from fraud, theft, forgery, and dishonest practices. In 2023, the number of enforcement cases increased by over 30 percent, reaching an all-time high of 627 cases in one calendar year, half of which have been open for over 6 months. To properly enforce the law, **\$443,000** is included in the budget to allow the Insurance Department to expedite investigations and achieve closure for victims.

Supporting and Protecting our Vulnerable Pennsylvanians

Providing Adequate Resources to the ID/A Community

Supporting the well-being of Pennsylvanians with intellectual disabilities and/or autism (ID/A) is not just a compassionate choice -- it is imperative for building a society that truly values inclusivity and equality. These individuals should have access to the right services at the right time, yet many wait to receive access to those services. This budget will invest **\$34.2 million** in Community Waiver and **\$1.9 million** in the Community Base Program, which will allow the Department of Human Services (DHS) to engage in a multi-year growth strategy to expand the number of individuals participating in home and community-based services programs.

In September 2023, Governor Shapiro directed the Office of Development Programs to begin an evaluation and assessment of reimbursement rates for home and community-based services. To ensure the assessment implementation is not delayed, the 2024-25 executive budget invests **\$214 million** toward Community Waiver Program, **\$2.1 million** in the Autism Intervention Program and **\$1.1 million** in the Community Base program and leverages **\$266 million** in total federal funding to increase resources for providers of home and community-based services. Access to services is not possible without supporting the providers and direct support professionals who provide peace of mind to countless families and caregivers. Therefore, Governor Shapiro directed DHS to submit a federal Medicaid State Plan amendment that allows Pennsylvania to make the critical investments that are needed in the workforce supporting essential direct support professionals for individuals to live inclusively in Pennsylvania's communities. Additionally, just as Governor Shapiro directed the Office of Development Programs to assess rates for home and community-based services, the Governor is also calling on the Office of Long-Term Living to undertake a similar assessment for rates for direct care professionals providing Personal Assistance Services.

Inclusivity and equality require appropriate communication help for Pennsylvanians with intellectual disabilities and/or autism who need it. This budget invests **\$934,000** to add American Sign Language and English interpreter services to the programs.

Providing Drug and Alcohol Related Programming

The Department of Drug and Alcohol Programs (DDAP) plays a crucial role in addressing problem gambling within the state. DDAP collaborates with various stakeholders to provide prevention, intervention, treatment, and recovery support services for individuals struggling with gambling-related issues. The budget proposes to invest **\$119,000** for problem gambling case management services, to ensure individuals seeking help for gambling-related issues have access to financial counseling, mental health services, housing, and other resources. The Shapiro Administration is also prioritizing recovery for individuals undergoing substance use disorder (SUD) treatment. A recovery-focused office takes a holistic approach to substance use treatment, emphasizing not only abstinence but also overall well-being. It recognizes that recovery involves physical, mental, and social aspects and aims to address these dimensions to support individuals in building fulfilling, sustainable lives. The 2024-25 budget invests **\$228,000** to create an Office of Recovery within the department.

Aging our Way

In May 2023, Governor Shapiro signed an Executive Order directing the Pennsylvania Department of Aging (PDA) to develop its Master Plan for Older Adults, a 10-year roadmap to meet the needs of Pennsylvania's senior population and improve Commonwealth services for older Pennsylvanians. In implementing this plan, the Administration is focused on creating a more inclusive, cost effective, and accessible environment for older Pennsylvanians. As older adults age in their own homes and communities safely, independently, and comfortably, it is imperative to coordinate and evaluate service access, disparities in language, and cultural barriers and ensure they are prepared for emergencies. To further support caregivers, PDA will develop a statewide Caregiver Toolkit, equipping caregivers with essential resources and guidance. Additionally, a comprehensive refresh of the PA Link program is envisioned, involving mapping key contact points and redesigning a local and statewide No Wrong Door system. The proposed budget of **\$11.7 million** reflects the Shapiro Administration's dedication to fostering an inclusive and supportive environment for older Pennsylvanians and their caregivers. Through these initiatives, the Commonwealth can enhance accessibility, empower caregivers, bridge disparities, and build a resilient and compassionate community for everyone, all of which may result in lowering the reliance on government-funded health care and long-term services and supports.

Through listening sessions held in all 67 counties to gather input for the Master Plan on Aging, PDA heard from over 54 percent of older adult attendees that housing costs and property taxes are issues that impact their ability to age in place. Although many older adults wish to remain living in their homes and communities for as long as possible, many challenges exist around affordable and accessible housing. Therefore, this proposed budget invests **\$5.2 million** to find safe and emergency housing or placement for older Pennsylvanians in need of protective services or who are hard to place upon release from prison.

The growth rate of Pennsylvania's older adult population age 65 and over is more than 20 times higher than the growth rate of the state's general population. Pennsylvania has the fifth largest older adult population among states. The 52 Area Agencies on Aging (AAAs), which serve all 67 counties, face challenges with contracting service providers, recruiting and retaining staff, and paying vendors and contractors to provide adequate, timely, and quality services to keep older Pennsylvanians independent and aging in their homes and communities. The proposed budget provides a **\$10 million** increase to the PENNCARE program from the Lottery Fund to help AAAs allocate the necessary infrastructure that stabilizes the elder care workforce supporting older Pennsylvanians.

It is estimated that over 280,000 older Pennsylvanians live with Alzheimer's disease as of 2020, and that number is projected to increase to 320,000 by 2025. Pennsylvania needs to increase support for older adults and their caregivers. To date, despite the growing number of older adults and caregivers impacted by the disease, there is no oversight over this important work. The 2024-25 budget includes **\$1.9 million** towards the creation of the Alzheimer's Disease and Related Disorders Division at PDA to support the vulnerable population and their caregivers.

Building Healthy Communities

Pennsylvania's long-term care facilities have struggled with recovering from the pandemic, maintaining their fiscal sustainability while focusing on recruitment and retention of the workforce. These challenges contribute to facility closures, increase health and safety risks to residents, jeopardize Pennsylvania jobs, and negatively impact local economies.

The Department of Health's (DOH) Long-Term Care Transformation Office provides guidance, support, and technical assistance across Pennsylvania to avoid facility closures, support the workforce, and ensure the health and safety of residents. This is an important function that needs investment to ensure the continuation of transformational support to these providers. This budget proposes **\$10 million** to this Office, which will support facilities protecting Pennsylvania's most vulnerable residents. While the long-term care facilities provide critical care to Pennsylvanians, DOH's ability to conduct comprehensive annual inspections has been constrained. As the number of complaints for investigations has increased, a challenge in recruiting and retaining quality assurance inspectors has hindered DOH, driving up overtime costs. In order to prioritize the health and well-being of older Pennsylvanians, this budget will invest **\$765,000** for adequate staffing to respond to complaints timely and ensure stability within long-term care facilities.

Viral hepatitis is a serious, but preventable or curable, public health threat. In 2022, the DOH published a Viral Hepatitis Elimination Plan, which includes activities to modernize and enhance data collection and conduct prevention and outreach activities. The budget contains **\$994,000** to support the DOH's plan to reduce and eliminate viral hepatitis.

In last year's budget, the Commonwealth took action to prevent maternal deaths and complications by expanding the DOH's implementation of prevention strategies. Ongoing investments are essential to enhance prenatal care, promote maternal health education, address racial disparities, and strengthen support systems, ensuring that every pregnant individual in Pennsylvania receives the comprehensive care necessary for a safe and healthy pregnancy and childbirth. In the 2024-25 budget, the governor recommends an additional **\$2.6 million** to continue capacity-building within the department to implement prevention strategies.

Food Security

This budget proposes to address food insecurity among seniors and people with disabilities by increasing the minimum SNAP benefit from \$23 per month to \$35 per month with a state investment of **\$16 million**. Over 100,000 households were receiving SNAP at the minimum benefit as of December 2022. In addition to increases in food prices and the end of the federal SNAP emergency allotment, which have affected SNAP-eligible individuals more broadly, SNAP program participants experience diet-related health challenges. Studies have shown that older adults with increased access to proper nutrition can live in a community setting longer than those who face food insecurity.

While the Commonwealth now provides free breakfast in schools for all children, this lifeline is not available all year. The Summer EBT Program (S-EBT) is a shield against the scourge of summer hunger that impacts countless children. As school doors close for the summer, this program ensures that no child in Pennsylvania goes to bed hungry, providing access to nutritious meals and safeguarding their health. By actively participating and investing in this program, Pennsylvania becomes a beacon of collaboration in the broader effort to combat food insecurity at both the state and national levels. Combined with federal funds the 2024-25 budget allocates **\$3 million** in state funds to ensure seamless implementation and administration of this invaluable program.

Food is at the heart of agriculture, and this budget proposes a stronger-than-ever investment in food security programs in the Commonwealth. These are initiatives that help those in need of nutrition while also supporting farmers who grow needed produce and other crops. The budget allocates **\$3 million** to help reduce food insecurity, boost the Senior Food Box Program, and reinforce the Pennsylvania Agricultural Surplus System.

Combatting Homelessness

Homelessness is a stark reminder of the gaps in our societal framework, and we must confront this issue with urgency and compassion. Pennsylvanians deserve to have a safe place to call home – a space where the children can study, where families can gather, and where individuals can find solace after a day's work. It is not just about shelter – it is about dignity, stability, and the opportunity for every person to pursue their aspirations without the looming threat of homelessness. Rents are rising, leaving many low-income families unable to afford housing on their own. This budget includes **\$10 million** for the Homeless Assistance Program, where rental assistance, bridge housing, emergency shelter, eviction prevention, and other innovative supportive housing services can be provided.

Ensuring Access to Legal Services

An eviction is a life-altering event, and eviction filings are now at pre-pandemic levels. Eviction records follow people for years, stigmatizing already vulnerable families and blocking them from housing opportunities. Once a tenant has an eviction on their record, finding a new home is difficult and often leads to homelessness. To address this, the budget will include **\$5 million** in matching funds for cities and counties to ensure that tenants have access to legal representation in eviction proceedings and keep more Pennsylvanians in their homes.

Only if all Pennsylvanians are on an even playing field can we expect citizens to have confidence in the judicial system. That means everyone – regardless of income or financial status – must have access to competent legal counsel. Building on the investments from 2023-24, this budget calls for an additional **\$2.5 million** for indigent defense to be funded through the Commission on Crime and Delinquency (PCCD) and the Criminal Justice Advisory Committee.

Combatting Acts of Discrimination

Recent high-profile racial, ethnic, and religious discriminatory acts combined with everyday Pennsylvanians' commitment to reverse injustice and repair systemic inequities underscore the urgency of empowering the Pennsylvania Human Relations Commission (PHRC) to address these issues and protect the rights of all residents. The budget increases funding for the PHRC by **\$600,000** to help the commission promote equal opportunity and enforce Pennsylvania's civil rights laws, ensuring that allegations of discrimination receive a timely and fair review.

Increasing Veterans Outreach

The Pennsylvania Department of Military and Veterans Affairs continues to fulfill its commitment to Pennsylvanians who served in the armed forces. During the calendar years 2020 to 2022, the demand for claims work to support veterans has increased by over 13 percent. This budget calls for **\$2 million** for a new walk-in outreach center to aid servicemembers, veterans and their families. The center will create a one-stop shop outside of the secure perimeter of Fort Indiantown Gap to make it easier for Pennsylvanians who have served our nation to receive the benefits and help they have earned.

Combatting Gun Violence and Ensuring Access to Effective Emergency Services

All Pennsylvanians deserve to be and feel safe in their communities. That means living in a community free from the violence too many experience, and having a criminal justice system that enforces the laws in a fair and consistent manner. The 2023-24 budget increased recruitment efforts at the Pennsylvania State Police, secured the highest level of state funding for violence intervention, enacted multiple criminal justice reforms, and established the first statewide support for indigent defense, among other efforts. This budget continues the Governor's work on public safety and includes new initiatives that will make Pennsylvania's communities safer.

Reducing Gun Violence

All Pennsylvania communities are affected by gun violence. This crisis touches not just cities, but suburbs and rural areas as well. This budget proposes **\$1 million** in funding to stand up the Office of Gun Violence in PCCD.

The 2024-25 budget includes a **\$37.5 million** increase for the successful Violence Intervention and Prevention program in PCCD. This program supports a wide range of models focused on reducing community violence and relies on community groups that are most in tune with specific local needs.

Unfortunately, the victims and perpetrators of gun violence are often children. This troubling fact can be attributed in part to a lack of after-school programming. The 2024-25 budget provides funding to address this need by proposing **\$11.5 million** to create a statewide Building Opportunity through Out of School Time (BOOST) program. BOOST will positively impact communities and reduce community violence, but also increase learning opportunities for young people.

Welcoming physical environments and recreational opportunities promote safe communities. Playgrounds, walking paths, and parks provide alternatives to activities that may lead to gun violence. The 2024-25 budget calls for **\$11 million** within PCCD to provide resources for blight remediation, construction of parks, and improvement of shared spaces, such as parks, streets, and recreational areas, in communities most impacted by gun violence.

Reducing gun violence requires the work and coordination of law enforcement entities. The 2024-25 budget calls for a **\$1.5 million** increase for staffing at the Pennsylvania State Police (PSP), both by growing the trooper force and its civilian employees. Additional staff will be assigned to two essential units to combat gun violence: first, by providing for more auditors to ensure problem firearms retailers in Pennsylvania comply with the law. A majority of gun-related crimes can be traced back to a minority of retailers. Second, the budget allocates more staff to the Pennsylvania Criminal Intelligence Center (PaCIC) at PSP. PaCIC will expand its social media monitoring efforts, allowing PSP to intervene before online grievances escalate to violence.

In 2021, more Pennsylvanians died by firearm than in motor vehicle accidents. A third of youth gun deaths due to suicide and unsupervised firearm use could be prevented with a modest increase in safe firearm storage practices. To reverse these trends and prioritize public safety, this budget proposal allocates **\$1 million** to a Firearm Injury Prevention Program within DOH. This program will lead a comprehensive effort to understand and further prevent these incidents. The program will empower DOH to enhance data collection and analysis, engage in community education initiatives, support evidence-based interventions, and collaborate with county coroners and law enforcement.

Finally, as has been the case throughout the country, Pennsylvania has seen an increase in threats against places of worship, community centers, and other entities serving various groups. All Pennsylvanians deserve to worship peacefully, no matter what you look like, where you come from, or who you pray or do not pray to. Given the need for a higher state of security, this budget calls for a **\$5 million** increase in funding to the Nonprofit Security Grant Fund at PCCD, which provides resources for places of worship, community centers, and other entities equip themselves with security measures.

Ensuring the State Police Are Equipped to Protect Every Neighborhood

Creating safe communities starts with ensuring police departments are well-staffed, well-funded, and well-equipped. For many, especially in our rural communities, the Pennsylvania State Police routinely aid municipal, state, and federal law enforcement agencies. They patrol thousands of miles of the Commonwealth's roadways and hundreds of townships and boroughs. At a time when our state troopers are asked to do more in communities across the Commonwealth, it's our responsibility to ensure they have the tools, the flexibility, and the personnel to succeed. To support PSP's mission to protect the safety of Pennsylvania communities and residents, and building on the action undertaken by the Administration to enable more individuals to qualify as Troopers through the elimination of college degree requirements, this budget proposes **\$16 million** for four additional cadet classes. Beginning in 2024-25, this funding will allow for the training of 432 new State Troopers to provide critical policing services to Pennsylvania's residents.

The current PSP patrol vehicle fleet averages over 150,000 miles per vehicle, which creates a significant officer safety concern. The budget includes **\$7 million** for PSP to better maintain its fleet and replace vehicles in a timely manner. Additionally, as evidenced by the recent joint effort to apprehend an escaped prisoner in Chester County, aerial needs are crucial for law enforcement to fully execute duties in keeping communities safe. As such, the 2024-25 budget proposes **\$24 million** in funding to continue the needed replacement cycle of PSP's helicopter and aircraft fleet, which will address the need for increased search and rescue capabilities as well as operational transports, criminal investigative transports, evidence recovery and laboratory delivery, and out-of-state prisoner extradition missions.

Providing Care and Opportunity to those in the Justice System

Probation is a key element in ensuring that individuals released from incarceration have the necessary support to be productive members of the community. County probation officers supervise the majority of community-based criminal offenders in Pennsylvania. To implement the changes made through recent probation reform, an additional **\$4 million** investment through PCCD will provide additional resources for counties to devote to adult probation services that reduce recidivism, increase the use of evidence-based practices, enhance training and professionalism, reduce caseload sizes, and improve the quality of services.

In addition to support for re-entrants, national best practices, proposed legislation, and litigation trends are reducing the use of Extended Restrictive Housing (EHR), formerly solitary confinement, in correctional facilities because of the potential detrimental effects associated with its use. To avoid housing inmates under restrictive housing conditions for prolonged periods, the Department of Corrections (DOC), through an existing pilot program, is proactively increasing the out-of-cell time offered to inmates in EHR status to align its policies with best practices. To do so, additional staff are necessary to facilitate escorts and supervision of out-of-cell activities for this population. The 2024-25 budget includes **\$5 million** to support DOC in these efforts.

The Medication Assisted Treatment (MAT) program at DOC helps treat incarcerated individuals with Opioid Use Disorder (OUD). The program has been federally funded since its inception in 2014 but has outgrown those resources. Because OUD is categorized as a disability the United States Department of Justice (DOJ) has argued that failing to provide MAT in a carceral setting violates the Americans with Disabilities Act (ADA). The DOJ informed states that if an individual received MAT while in the community, they must continue to receive MAT when entering correctional facilities. This budget requests **\$29.6 million** in funding for DOC to continue providing MAT to the increasing number of OUD diagnosed incarcerated individuals.

Well-supported and resilient corrections staff are better equipped to handle the stressors of the job, which directly impact the safety and security of correctional facilities. Public safety employees experience anxiety, PTSD, and suicidal ideation at rates that are more than two to ten times the national average. To respond to these challenges, the 2024-25 budget requests **\$239,000** to support staff well-being at DOC. Supporting corrections staff will generate a more positive environment within facilities, improve morale, increase productivity, and ultimately better outcomes for inmates and re-entrants.

Supporting Victims of Crime

This budget proposes a **\$5 million** transfer to the Crime Victims Compensation Fund, which helps victims and their families through the emotional and physical aftermath of a crime by easing the financial impact placed upon them by the crime. In addition, victims of domestic violence often need support services to find safety, stability, and justice. In 2022, more than 100 victims died from domestic violence incidents in Pennsylvania. This budget allocates an additional **\$5 million** at the DHS to address unmet victim requests for emergency shelter, increase capacity for civil legal representations, and increase medical advocacy programs.

Responding to Emergency Situations

The Pennsylvania Emergency Management Agency (PEMA) is responsible for coordinating emergency management activities and facilitating the transition to next-generation 911 (NG911) across the Commonwealth. These new 911 technologies create large amounts of data that state and local officials and responders can utilize to improve communications, hazard mitigation, emergency response, and recovery. The 2024-25 budget requests **\$140,000** for PEMA to maintain high-quality data and leverage existing capital investments to generate actionable information as well as **\$2.7 million** in new resources for PEMA to work closely with county partners during all phases of disaster planning and management to keep Pennsylvanians safe.

Pennsylvania's professional and volunteer first responders bravely put themselves in harm's way to protect their neighbors and serve a vital role in ensuring the safety of their communities. The sector is facing several crises including recruitment and retention, as well as ongoing needs to update equipment. This budget proposes **\$30 million** for the Fire and Emergency Medical Services Grant Program through the Office of the State Fire Commissioner. This funding will double the size of the current program for the Commonwealth's essential firefighters and emergency responders.

Ensuring Pennsylvanians Have Access to Mental Health Resources

K-12 Mental Health

Schools have emerged as frontline responders for students experiencing mental health crises, and our investments in education and mental health need to reflect that reality. Pennsylvania students and school staff need robust mental health support, but the needs of every student, as well as every school district to meet those needs, vary. A complex issue requires a flexible funding stream to provide the unique resources every school district needs. The 2024-25 budget calls for a sustainable state investment of **\$100 million** in mental health funding for K-12 schools. This funding builds upon one-time federal funds and will ensure schools have the resources to provide mental health services to students and staff. These investments will allow more students and staff to access mental health supports through trained professionals they can trust, in places that are familiar to them, and without shame or stigma.

Resources Dedicated to Addressing Adult Behavioral Health Needs

Pennsylvania's counties provide a spectrum of community-based mental health services that are critical to the well-being of Pennsylvania's residents. However, state support for these community-driven solutions has not kept up with the increasing demand for mental health services. Recognizing the increases in mental health concerns among Pennsylvanians in recent years, this budget proposes to increase base funding to counties to provide critical mental health services and address deepening workforce shortages. Building on the investment in the 2023-24 budget, and given these continued challenges, this budget proposes increasing funding for community-based mental health services by an additional **\$20 million** this year and calls for additional funds in successive years, reaching an overall increase of \$60 million per year increase by 2025-26.

The 2024-25 budget also includes **\$1.6 million** for Community Hospital Integration Projects Program (CHIPP) discharges to reduce state hospital populations. This integration program discharges individuals with complex service needs that are currently in state hospitals, who no longer need inpatient psychiatric treatment, into integrated community programs. The county program develops the community resources and services needed for each person discharged through CHIPP. The CHIPP program helps reallocate funds to the community for the development of new alternative community-based treatment services and supports. The community services that are developed with CHIPP funds are not only available to persons discharged from state mental hospitals but to other individuals with mental illness who would otherwise need hospitalization.

Individuals with serious mental illnesses who end up in the criminal justice system are often in need of more significant support and often have untreated behavioral health concerns. The 2024-25 budget provides **\$5.8 million** to create five community-based programs to serve people who do not require the level of forensic treatment provided at a state hospital or who are being discharged from these institutions. By supporting these initiatives, the Commonwealth can reduce or prevent delays in admissions to state facilities for people requiring competency determinations or restorations, keeping Pennsylvania in compliance with the DHS's interim settlement agreements. In addition to preventing delays in intake for state facilities, supporting programs like these keep these individuals out of incarceration and provide the community-based care they need.

With the federal designation of 988 as the 3-digit dialing code for mental health crisis and suicide prevention, federal grant funding is being distributed to the fourteen-suicide prevention lifeline call centers in the Commonwealth. But Pennsylvania needs to dedicate additional resources in order to fully meet the needs of its residents. Last year, 21 percent of calls to the 988-crisis hotline were redirected to other states; that is a missed opportunity to intervene in a timely manner and help an individual undergoing a mental health crisis. Funding for 988 is crucial to establish and sustain a dedicated crisis response system for mental health emergencies. It will enable Pennsylvania to enhance its crisis intervention services, expand mental health resources, and ensure competent and resilient 24/7 staffing is maintained. To that end, the proposed budget includes **\$10 million** in funding for 988 crisis line operations and capacity building.

Walk-in centers play a pivotal role in providing immediate, accessible, and specialized care for individuals experiencing mental health crises. It is a critical component of the mental health care infrastructure. Pennsylvanians in crisis should have a timely and accessible option for seeking support outside of regular business hours. Moreover, establishing partnerships with local community organizations, law enforcement, hospitals, and mental health agencies enhances the effectiveness of walk-in crisis centers. The proposed budget includes **\$5 million** for establishing and maintaining walk-in mental health crisis stabilization centers, with a focus on geographic areas that may not have a center.

Protecting Pennsylvania's Environment

Pennsylvania is home to some of the most beautiful natural environments in the world – from the pristine expanses and awe-inspiring night skies of the Pennsylvania Wilds to the urban and suburban parkways of Philadelphia and Allegheny Counties. The health of these natural environments directly affects the water we drink, the air we breathe, and the earth we all inhabit. Protecting those assets is essential to ensuring the health and well-being of all Pennsylvanians.

This budget works to protect that environment, promote opportunities to enjoy it with residents and visitors alike, and ensure that the state's natural treasures and the homes and communities that exist within them are able to thrive together for decades to come. This task is more important than ever under the growing threat of climate change that has already begun to impact the lungs, lives, and livelihoods of people across Pennsylvania. This budget takes meaningful steps to address those challenges, and to position Pennsylvania to be responsibly open for business.

Supporting Commonsense Investments in Environmental Innovation and Monitoring

The 2024-25 budget allocates **\$11 million** from the General Fund to continue the important work finding and capping abandoned wells and other activities. These wells harm the air quality of nearby communities and emit excessive amounts of climate-altering methane gas. The Shapiro Administration has already plugged more wells in its first year than in the previous eight years combined, and this funding will help the Commonwealth continue its work to address climate change and draw down as much funding to cap and plug as many orphaned and abandoned wells as possible. In addition, this budget improves the health and safety capacity of DEP, with a **\$1.5 million** investment in new capabilities to test for PFAS contamination, and **\$1.1 million** to improve the Bureau of Air Quality's air monitoring capabilities, allowing it to conduct intensive long-term air studies for the first time.

Finally, this budget prepares for the future of energy in Pennsylvania. For decades, DEP's Energy Programs Office (EPO) has delivered outstanding results, including oversight, public studies, and impartial resources for the energy industry and interested members of the public. With the major influx of federal investment from the Inflation Reduction Act and Infrastructure Investment and Jobs Act, the EPO plays a key role in receiving and managing substantial federal funding. To unlock the full potential of that work, this budget invests **\$2.5 million** to support experts with a dedicated focus on transmission planning and environmental justice.

Improving Pennsylvania's Public Lands and Inviting a New Generation to Engage in Service

The skilled employees of the Department of Conservation and Natural Resources (DCNR) manage, protect, and promote the dozens of state parks and forests that cover over 2 million acres of Pennsylvania and that were enjoyed by 38.5 million visitors in 2023. The outdoor industry adds over \$17 billion in value to the Commonwealth's economy, contributing to over 164,000 jobs, and this budget offers targeted and impactful investments to develop that industry further.

First, the budget proposes an **\$8.5 million** investment to greatly improve the length and breadth of the Commonwealth's outdoor trail system. This build-out will be an important asset to encourage greater outdoor recreation, benefiting Pennsylvania's tourism industry, public health, and the economic competitiveness of nearby localities. The budget will enable DCNR to design and construct new trails, retrofit, widen, and otherwise improve existing trails, and prepare to respond to damage that currently cannot be quickly addressed when emergencies occur.

Second, the 2024-25 budget significantly expands one of DCNR's most successful programs: the Pennsylvania Outdoor Corps. In 2023 alone, the Outdoor Corps—currently consisting of eighteen crews across the Commonwealth with a total of 181 participants—improved 91 miles of trail, planted 2,894 trees, improved 512 acres of natural lands and wetlands, and improved 79,579 feet of shore and waterways, all while providing a formative and rewarding experience for participants.

This budget recognizes the impressive work of the Outdoor Corps and dedicates an additional **\$5 million** from the Reemployment Fund to provide a growing pathway for individuals to serve their communities, engage in meaningful and impactful work improving natural habitats, trails, and environments, and gain important job skills and experience. Many participants continue to serve in different capacities throughout their lives, including with DCNR as a future employer, drawing satisfaction from giving back and paying increasing dividends over time from this singular investment in our environment and the next generation. This request significantly increases regionalized field support, which better prioritizes need and opportunities, strengthens partnerships, and ensures more efficient geographic coverage.

Getting Stuff Done – Government Service that Works

Enhancing the End-User Experience

The Commonwealth Office of Digital Experience (CODE PA) was created in April 2023 to improve online services for Pennsylvanians and streamline the way they interact with the Commonwealth online. While only existing for a short time, CODE PA has modernized the Commonwealth's websites, has been integral in cross-agency information technology projects, and assisted with setting up the PAYback permitting and licensing refund program. To achieve CODE PA's goal of making it easier for Pennsylvanians to connect with the services they need, the budget proposes roughly **\$34 million** to address staffing needs, platform modernization, data management, digital access, profile alignment, and identity security responsibilities. Collectively, this investment will create a centralized enterprise data service environment that will support improved digital experience and customer engagement at the speed of business and provide licensing, services, software, and personnel to support implementation of information technology to bring the Commonwealth into the new age of technology.

Ensuring Proper Management of Space in a Hybrid Environment

The Department of General Services (DGS) currently manages approximately 7.4 million square feet of owned space and administers over 1,000 leases, consisting of over 8.4 million square feet. The proposed budget includes over **\$900,000** to support real estate initiatives including helping agencies consolidate from lease to owned spaces, implementing hoteling spaces to support telework and flexible workspace options, and increasing the utilization of the Commonwealth's Land and Building Inventory system. The funding will also provide for GIS mapping of all Commonwealth real property, both owned and leased, to help visualize its real estate footprint and focus space reduction efforts across the state. This investment will ensure that DGS has the tools to modernize real estate operations, increase current capacity, and implement the recommendations resulting from the Real Estate Comprehensive Plan that will be completed in 2024.

Other investments for DGS includes **\$1.4 million** for the Commonwealth Media Services (CMS) to provide additional resources and equipment to assist agencies with in-house media products and services, and **\$1.6 million** to maintain the Capitol Complex and other Commonwealth facilities, including addressing the backlog of asbestos abatement work, increasing the number of custodians and groundskeepers to keep the Capitol Complex clean and tidy, and additional tradespeople to keep the buildings operational.

Supporting Small and Small Diverse Businesses

In September 2023, Governor Shapiro signed an Executive Order to increase opportunities for small and small diverse businesses competing for state contracts, make the Commonwealth procurement process more accessible, and take actionable steps to help small businesses and small diverse businesses grow and succeed. DGS is leading and coordinating efforts with agencies to increase their total operational spend and participation in the Commonwealth's Small Business Reserve (SBR) program, foster more competitive procurement, and increase the amount of money that goes into the hands of small and small diverse businesses. To further support these efforts, the budget includes a **\$668,000** increase for the Bureau of Diversity, Inclusion, and Small Business Opportunity (BDISBO) for additional staff and resources. This investment will help increase the Commonwealth's small business vendor pool, increase participation of small and small diverse businesses in Commonwealth contracting opportunities, provide resources for data-driven decision-making, and to support the newly established Pennsylvania Advisory Council for Inclusive Procurement (PACIP).

Supporting Fair, Free, and Secure Elections

Voting and list maintenance are a focal part of election operations at the Department of State (DOS), but the average Pennsylvanian should not be expected to jump through hoops on knowing when, how, and where to vote. With some bad actors spreading disinformation, it is more crucial than ever to make sure that DOS has the resources to disseminate accurate information and educate voters how to register, how to vote, and how election administrators keep elections safe and secure. To address this, the budget includes **\$5 million** to communicate directly with voters, to spread accurate information, reduce the knowledge gap about voting, and ease the process of updating voter rolls. Educating voters on voting rights and processes is one of the best ways DOS can ensure fair, free, and secure elections in the Commonwealth. An additional budget investment of **\$474,000** includes funding to support additional election technical staff to assist counties, collection and analysis of election-related data, and the hiring of full-time investigators to investigate allegations of unlawful voting.

Implementing Act 122

Act 122 of 2022 requires new mandatory annual reporting filing for businesses registered in the Commonwealth. To support the implementation of Act 122, the budget will include **\$2.9 million** for the Bureau of Corporations and Charitable Organizations for staff and operations to ensure that government moves at the speed of business. Additional staff will allow DOS to manage the implementation and enforcement of Act 122, file documents timely, manage new lists correctly, mail notices on time and accurately, answer customer questions, and ensure that DOS continues to file all corporate and charitable documents within the expected timeframe. The budget will also support advertising to businesses to raise awareness about the changes and support updates to the existing IT system.

Making the Commonwealth a Model Employer

To make Pennsylvania a national leader in the implementation of artificial intelligence (AI), the 2024-25 budget proposes **\$562,000** in funding to support a pilot project on the uses of generative AI by the Commonwealth. The pilot helps employees understand where and how generative AI tools can be safely and securely leveraged in their daily operations. It is the Commonwealth's first-ever use of generative AI tools for state government employees, and its findings will help guide the wider integration of this technology into state government operations to enhance productivity and empower the Commonwealth's workforce.

The Commonwealth faces near-term employment challenges with more than 25 percent of employees eligible to retire in the next four years. Therefore, the Office of Administration is creating the Workforce Transformation Initiative to address recruitment issues by assessing current needs and difficulties, developing robust apprenticeship, fellowship, and internship programs, creating substantial employee training/certification opportunities to attract and retain qualified staff, and through regular and measured outreach to Career and Technical Schools, high schools, and universities. This initiative will streamline and enhance the candidate and agency experience through the hiring process and ensure the best use of technology.

Economic Outlook

The Pennsylvania [Department of Revenue](#) and the [Office of the Budget](#) use economic forecast data from [S&P Global Market Intelligence](#) (S&P) and other economic sources to inform official tax revenue estimates and forecasts.

U.S. Recent Trends and Current Conditions

The forecasted real GDP growth for 2024 has been revised from 1.4 percent to 1.5 percent, driven by recent widespread easing of financial conditions. As GDP is projected to increase, the S&P forecast for 2024 unemployment has been revised down from 4.3 percent to 4.0 percent.

A downward adjustment in the S&P unemployment forecast suggests a corresponding upward adjustment in the inflation forecast. However, S&P did not change the CPI forecast for 2023 due to recent favorable inflation reports combined with unsustainably tight labor markets. S&P revised the projected CPI all items forecast from 2.7 percent to 2.6 percent in 2024.

S&P projects the Federal Reserve (Fed) to hold its policy rate of 5.25 percent to 5.50 percent through mid-2024 before reversing course in June 2024. While the economy's resilience has tempered concerns of an imminent recession, a period of below-trend growth and an accompanying increase in the unemployment rate will be necessary to reduce wage growth to a range consistent with core PCE inflation near the Fed's objective of 2 percent within an acceptable timeframe.

The Forecast

S&P projects real GDP will continue to grow, albeit at a rate below recent trends. With growth slowing in 2024 and 2025, S&P projects unemployment to rise to 4.5 percent by mid-2026. Corporate profits are expected to grow by 5 percent in 2024, then slow to 0.4 percent in 2025 and rebound to 3.2 percent in 2026.

Tables 1 and 2 present U.S. macro forecast projections from S&P's December 2023 baseline scenario. Table 1 outlines the expected outlook for moderately higher unemployment and increased corporate profits in 2024. Table 2 provides a narrative snapshot for each economic indicator.

Chart 1
REAL GROSS DOMESTIC PRODUCT
Annual Growth

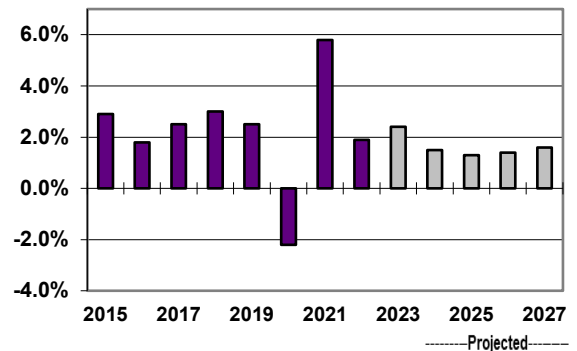


Chart 2
FEDERAL FUNDS RATE

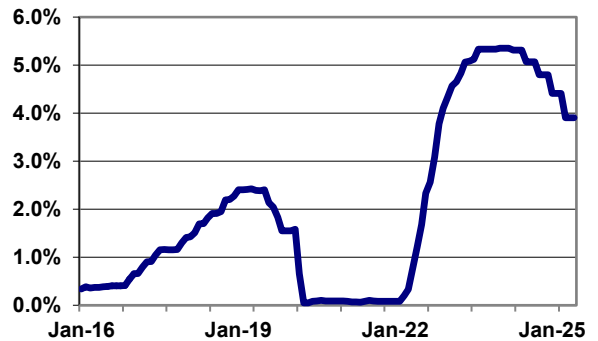


Table 1
Forecast Change in
Key U.S. Economic Indicators
Annual Percentage Growth

Indicator	2023	2024p	2025p	2026p
Nominal GDP	6.2%	4.0%	3.5%	3.7%
Real GDP	2.4	1.5	1.3	1.4
Total Consumption	2.2	1.8	1.2	1.5
Corporate Profits (After Tax)	-0.7	5.0	0.4	3.2
Employment	2.3	0.8	0.1	0.2
Unemployment Rate (Rate)	3.6	4.0	4.3	4.5
CPI (All Items)	4.1	2.6	2.0	2.5
CPI (Excl. Food/Energy)	4.8	3.1	2.5	2.3
PCE (Excl. Food/Energy)	4.2	2.6	2.2	2.0
Federal Funds (Rate)	5.03	5.13	3.80	2.73

p = projected

Table 2
U.S. Macro Forecast Projections from S&P Global
December 2023

Baseline Forecast	
GDP Growth	Rose 2.4 percent in 2023. Growth continues at 1.5 percent in 2024 and 1.3 percent in 2025.
Consumer Spending	Dropped from 2.5 percent in 2022 to 2.2 percent in 2023. Growth continues at 1.8 percent in 2024 and 1.2 percent in 2025.
Business Fixed Investment	Increased 4.5 percent in 2023, 1.9 percent in 2024, and 1.3 percent in 2025.
Housing	Housing starts fell from 1.55 million in 2022 to 1.40 million in 2023 before continuing downward to 1.34 million in 2024 and ticking up to 1.35 million in 2025.
Exports	Rose 2.7 percent in 2023 and are expected to rise to 3.9 percent in 2024 and 4.0 percent in 2025.
Fiscal Policy	Government shutdown is avoided in early 2024; spending limited by caps through 2025.
Monetary Policy	Upper end of the federal funds rate target to remain at 5.50 percent through mid-2024.
Credit Conditions	Tightened in 2022; tightening persists throughout the forecast amidst higher interest rates.
Consumer Confidence	Gently escalated through 2023.
Oil Prices (Dollars/barrel)	Brent crude oil averages fell from \$101/barrel in 2022 to \$83 in 2023, rise to \$85 in 2024, and fall to \$77 in 2025.
Stock Markets	S&P 500 fell 19.4 percent in 2022. The index grew 20.3 percent over 2023, slows to 0.7 percent in 2024, and falls 1.2 percent in 2025.
Inflation (CPI)	CPI excluding food and energy fell from 6.1 percent in 2022 to 4.8 percent in 2023; falls to 3.1 percent in 2024 and 2.5 percent in 2025.
Foreign Growth	Eurozone GDP slipped from 3.5 percent in 2022 to 0.5 percent in 2023.
U.S. Dollar	Gently falls through the end of the forecast horizon.

Pennsylvania Outlook

Pennsylvania boasts a highly diversified economy with a mix of industries. The real gross state product is projected to grow at an annual average of 1.5 percent from 2023 to 2026. Personal income is expected to increase by 4.8 percent, compared with 4.9 percent for the country. Pennsylvania's annual median household income grew to \$74,900 in 2023 with an anticipated 3.0 percent per annum growth through 2026. Pennsylvania retail sales are expected to moderate to an average annual growth of 1.6 percent through 2026 after experiencing above-average growth in recent years.

As of December 2023, Pennsylvania total nonfarm employment was up by 2.5 percent from 2022 levels. As in much of the country, the health care and social services sector contribute the largest share of the gains, led by the ongoing recovery in ambulatory health care services, social services, and nursing and residential care services. The leisure and hospitality sector continues to post gains. Professional, scientific, and technical services will continue to be a bright spot for the state in terms of job growth and economic output gains. High-tech fields such as artificial intelligence, industrial automation, and biosciences will see the most growth, while more traditional fields like legal services will see more moderate gains. The state and local government services sector, including public education, continues to experience weak job growth. It is the only sector where payrolls remain well below pre-pandemic levels, with public sector entities struggling to compete with rapidly rising private-sector wages.

The state's labor force has not yet recovered to its pre-pandemic peak, although the state has added around 26,000 workers (up 0.4 percent) over the past year. A more robust pace of labor force growth has provided a boost to public-sector hiring in other states and would likely do the same in Pennsylvania. As it stands, the state's unemployment rate had dropped to the mid-3 percent range by late 2023, compared with the mid-4 percent range in early 2020.

Overview: Economic Outlook

The Federal Housing Finance Agency's Purchase-Only House Price Index in Pennsylvania was 4.8 percent higher than a year earlier in the first quarter of 2023. This was below the national average price appreciation of 5.9 percent over the same period and down from a 9.6 percent gain in the third quarter of 2022. Pennsylvania's home prices have surged in recent years due to a shortage of homes for sale, but price growth is now decelerating to more typical levels.

After a decade of rapid growth, Pennsylvania's natural gas production, primarily from the Marcellus Shale, has plateaued since 2021. The state is the nation's second-largest natural gas producer after Texas, with expanded pipeline capacity allowing production to reach more markets. In 2022, Pennsylvania accounted for 19 percent of marketed U.S. natural gas production. S&P expects the rate of gain to slow in the near future, but remain positive, as the development of additional takeaway capacity via pipeline faces challenges on many fronts. Construction activity related to the state's natural gas industry has cooled after years of completing new wells and building pipelines. Persistently low market prices have slowed well drilling, while the buildout of pipeline infrastructure is mostly complete for now. The ethane cracker plant in Beaver County began operation in November 2022 and is expected to provide an important outlet for natural gas liquids produced in western Pennsylvania.

Table 3 shows various historical and projected key economic indicators for Pennsylvania economy.

Table 3
Key Economic Indicators for Pennsylvania

Key Economic Indicators	2021	2022	2023	2024	2025	2026
Real Gross State Product (in millions, 2017 dollars)	\$ 764,602	\$ 772,336	\$ 789,706	\$ 806,419	\$ 816,895	\$ 826,770
Real Gross State Product (percentage change)	3.8%	1.0%	2.2%	2.1%	1.3%	1.2%
Total Employment (in thousands)	5,759.7	5,990.5	6,140.4	6,181.2	6,171.3	6,163.7
Total Employment (percentage change)	2.8%	4.0%	2.5%	0.7%	(0.2)%	(0.1)%
Manufacturing Employment (in thousands)	544.3	563.6	566.8	559.5	536.8	525.7
Nonmanufacturing Employment (in thousands)	5,215.4	5,426.9	5,573.6	5,621.7	5,634.4	5,638.0
Population (in thousands)	13,005.3	12,968.7	12,956.7	12,959.9	12,965.3	12,974.3
Population (percentage change)	0.0%	(0.3)%	(0.1)%	0.0%	0.0%	0.1%
Unemployment Rate (percentage)	6.0%	4.3%	3.8%	4.2%	4.8%	5.1%
Personal Income (percentage change)	6.3%	0.4%	5.8%	5.4%	4.9%	4.3%

Copyright 2023 S&P Global.

Overview: State Fiscal Recovery Funds

ARPA Coronavirus State and Local Fiscal Recovery Funds

The Coronavirus State and Local Fiscal Recovery Funds (SLFRF) program, enacted as a part of the federal American Rescue Plan Act (ARPA) of 2021, delivered \$7.291 billion to Pennsylvania. The SLFRF program is helping ensure Pennsylvania has the resources needed to respond to the pandemic, including supporting families, health care providers, and businesses struggling with the pandemic's economic impacts, maintaining vital public services, and building a strong and equitable recovery.

The Pennsylvania General Assembly appropriated funds through [Act 1A of 2021](#), [Act 1A of 2022](#), [Act 2 of 2022](#), [Act 10 of 2022](#), and [Act 33 of 2023](#). The funds were appropriated for 32 specific uses, five of which fall under revenue replacement provisions and the remaining 27 fall under various expenditure categories. A full list of Pennsylvania's fiscal recovery reports can be found on the Governor's Budget Office [webpage](#).

Federal law requires that all SLFRF dollars must be obligated by December 31, 2024, and expended by December 31, 2026. Unobligated funds as of January 1, 2025, must be returned to the United States Treasury. In order to meet these deadlines, Governor Shapiro's Administration intends to work closely with the General Assembly in a bipartisan manner to identify unobligated funds and reallocate them for permissible uses in accordance with federal regulations.

	(Dollar Amounts in Thousands)				
	2021-22	2022-23	2023-24	2024-25 ^a	Total
	Actual	Available	Budget	Estimated	
Executive Offices					
COVID-SFR Transfer to the General Fund	\$ 3,841,000	\$ -	\$ -	\$ -	\$ 3,841,000
COVID-SFR Transfer to the Emergency Medical Svcs Operating Fund	5,000	-	-	-	5,000
COVID-SFR Pandemic Response	60,202	1,097	-	-	61,299
COVID-SFR Transfer to UC Trust Fund	-	42,328	-	-	42,328
DEPARTMENT TOTAL.....	\$ 3,906,202	\$ 43,425	\$ -	\$ -	\$ 3,949,627
Commission on Crime and Delinquency					
COVID-SFR Pandemic Response PCCD	\$ 19,500	\$ -	\$ -	\$ -	\$ 19,500
COVID-SFR Local Law Enforcement Support	135,000	-	-	-	135,000
COVID-SFR Gun Violence Investigation & Prosecution	50,000	-	-	-	50,000
COVID-SFR Violence Intervention and Prevention	75,000	-	-	-	75,000
COVID-SFR School Mental Health Grants.....	-	-	90,000	-	90,000
DEPARTMENT TOTAL.....	\$ 279,500	\$ -	\$ 90,000	\$ -	\$ 369,500
Agriculture					
COVID-SFR Agriculture Conservation	\$ -	\$ 152,380	\$ 1,620	\$ -	\$ 154,000
COVID-SFR NM Planning Grants & Technical Assistance.....	-	18,176	544	-	18,720
DEPARTMENT TOTAL.....	\$ -	\$ 170,556	\$ 2,164	\$ -	\$ 172,720
Community and Economic Development					
COVID-SFR Construction Cost Relief (PHFA).....	\$ 50,000	\$ -	\$ -	\$ -	\$ 50,000
COVID-SFR Development Cost Relief (PHFA).....	-	150,000	-	-	150,000
COVID-SFR Affordable Housing Construction (PHFA)	-	100,000	-	-	100,000
COVID-SFR Pandemic Response	177,373	1,050	-	-	178,423
COVID-SFR Transfer to CFA/Water & Sewer Projects	320,000	-	-	-	320,000
COVID-SFR Whole Home Repairs Program.....	-	121,000	4,000	-	125,000
COVID-SFR Historically Disadvantaged Business Assistance.....	-	20,000	-	-	20,000
COVID-SFR Transfer to CFA/Cultural & Museum Preservation Grants	-	15,000	-	-	15,000
COVID-SFR Low-Income Home Energy Assistance Program	-	3,750	-	-	3,750
DEPARTMENT TOTAL.....	\$ 547,373	\$ 410,800	\$ 4,000	\$ -	\$ 962,173
Conservation and Natural Resources					
COVID-SFR State Parks and Outdoor Recreation Program ..	\$ 100,000	\$ -	\$ -	\$ -	\$ 100,000
COVID-SFR Keystone Tree Account.....	-	8,800	-	-	8,800
DEPARTMENT TOTAL.....	\$ 100,000	\$ 8,800	\$ -	\$ -	\$ 108,800

Overview: State Fiscal Recovery Funds

ARPA Coronavirus State and Local Fiscal Recovery Funds, continued

(Dollar Amounts in Thousands)

	2021-22 Actual	2022-23 Available	2023-24 Budget	2024-25 ^a Estimated	Total
Education					
COVID-SFR-State System of Higher Education	\$ 50,000	\$ 125,000	\$ -	\$ -	\$ 175,000
COVID-SFR Pandemic Response	32,880	29,853	-	-	62,733
COVID-SFR School Based Mental Health Training & Pathways to Certification	-	-	5,000	-	5,000
DEPARTMENT TOTAL	\$ 82,880	\$ 154,853	\$ 5,000	\$ -	\$ 242,733
Higher Education Assistance Agency					
COVID-SFR Pandemic Response	\$ 5,000	\$ -	\$ -	\$ -	\$ 5,000
COVID-SFR PA Student Loan Relief for Nurses	15,000	35,000	-	-	50,000
COVID-SFR School Based Mental Health Internship Grant Program	-	-	5,000	-	5,000
DEPARTMENT TOTAL	\$ 20,000	\$ 35,000	\$ 5,000	\$ -	\$ 60,000
Emergency Management Agency					
COVID-SFR EMS Recovery Grant Program	\$ 25,000	\$ -	\$ -	\$ -	\$ 25,000
Environmental Protection					
COVID-SFR Transfer to Clean Streams Fund	\$ - ^b	\$ -	\$ -	\$ -	\$ -
COVID-SFR Storm Water Management Grants	-	8,800	-	-	8,800
COVID-SFR Acid Mine Drainage Abatement & Treatment	-	4,400	-	-	4,400
COVID-SFR NM Ed Research & Technical Assistance	-	3,280	-	-	3,280
DEPARTMENT TOTAL	\$ -	\$ 16,480	\$ -	\$ -	\$ 16,480
Health					
COVID-SFR Pandemic Response	\$ 13,150	\$ -	\$ -	\$ -	\$ 13,150
COVID-SFR Biotechnology Research	-	5,000	-	-	5,000
DEPARTMENT TOTAL	\$ 13,150	\$ 5,000	\$ -	\$ -	\$ 18,150
Human Services					
COVID-SFR Pandemic Response	\$ 62,695	\$ -	\$ -	\$ -	\$ 62,695
COVID-SFR Hospital Workforce Assistance	100,000	-	-	-	100,000
COVID-SFR Health Care Workforce Assistance	110,000	-	-	-	110,000
COVID-SFR Long-Term Living Programs	282,000	250,000	-	-	532,000
COVID-SFR Child Care Stabilization	90,000	-	-	-	90,000
COVID-SFR Low-Income Home Energy Assistance Program	-	21,250	-	-	21,250
DEPARTMENT TOTAL	\$ 644,695	\$ 271,250	\$ -	\$ -	\$ 915,945
Infrastructure Investment					
COVID-SFR Clean Water Procurement Program	\$ -	\$ 22,000	\$ -	\$ -	\$ 22,000
Labor and Industry					
COVID-SFR Pandemic Response	\$ 1,200	\$ -	\$ -	\$ -	\$ 1,200
Revenue					
COVID-SFR Property Tax Rent Rebate	\$ -	\$ 140,000	\$ -	\$ -	\$ 140,000
Transportation					
COVID-SFR Highway and Safety Capital Projects	\$ 279,000	\$ -	\$ -	\$ -	\$ 279,000
Legislature					
COVID-SFR Pandemic Response	\$ -	\$ 8,000	\$ -	\$ -	\$ 8,000
TOTAL ARPA CORONAVIRUS STATE FISCAL RECOVERY FUNDS	\$ 5,899,000	\$ 1,286,164	\$ 106,164	\$ -	\$ 7,291,328

^a Unobligated funds as of June 30, 2024 will be identified and re-obligated prior to December 31, 2024.

^b \$220,000,000 was appropriated to the Department of Environmental Protection in 2021-22. These funds were subgranted in 2022-23 and 2023-24 as follows: Department of Agriculture (\$172,720,000); Infrastructure Investment Authority (\$22,000,000); Department of Environmental Protection (\$16,480,000); and Department of Conservation & Natural Resources (\$8,800,000).

Overview: Infrastructure Investment and Jobs Act

Infrastructure Investment and Jobs Act (IIJA)

The federal [Infrastructure Investment and Jobs Act](#) (IIJA) is providing a once-in-a-generation investment of federal funds into critical infrastructure projects across the nation.

The Commonwealth of Pennsylvania is receiving billions of federal dollars over the next several years to invest in roads, bridges, water and sewer systems, and other traditional infrastructure. Funding is also allocated to critical investments in cybersecurity, energy efficiency, water quality, clean air, and broadband access. The Commonwealth will also compete for additional federal discretionary grant funding that has been made available via the IIJA.

Below is a list of program funding authorizations by Commonwealth agency for 2022-23 through 2024-25. Dollars represent federal funds only and do not include any required state matching funds. For more information on agency efforts, please visit the [DCED](#), [DEP](#), or [DOT](#) IIJA websites.

This table illustrates the spending authorizations for the federal Infrastructure Investment and Jobs Act:

	(Dollar Amounts in Thousands)		
	2022-23 Actual	2023-24 Available	2024-25 Budget
Community and Economic Development			
(F)IIJA-DOE-Weatherization Administration	\$ 2,791	\$ 5,500	\$ 5,500
(F)IIJA-DOE-Weatherization Program	47,209	80,000	80,000
(F)IIJA-Broadband Equity, Access, and Deployment	100,000	330,000	1,000,000
(F)IIJA-State Digital Equity Capacity	1,605	14,438	40,000
(F)IIJA-EPA Brownfields Revolving Loan Fund	-	-	10,000
DEPARTMENT TOTAL	\$ 151,605	\$ 429,938	\$ 1,135,500
Conservation and Natural Resources			
(F)IIJA-Community Wildfire Defense Grant Program	\$ 400	\$ 400	\$ 900
Emergency Management Agency			
(F)IIJA-State and Local Cybersecurity	\$ -	\$ 15,905	\$ 25,000
Environmental Protection			
(F)IIJA-DOE-Energy Programs	\$ 22,300	\$ 22,300	\$ 22,300
(F)IIJA-Orphan Well Plugging	105,000	105,000	105,000
(F)IIJA-Energy Efficiency and Conservation	4,000	4,000	4,000
(F)IIJA-Assistance for Small and Disadvantaged Communities	28,103	103,189	103,189
(F)IIJA-Electric Grid Resilience	13,236	16,250	269,250
(F)IIJA-Chesapeake Bay	1,800	6,933	6,933
(F)IIJA-Brownfields	2,000	4,000	4,000
(F)IIJA-Water Quality Management Planning Grants	1,000	1,000	1,000
(F)IIJA-USDA Good Neighbor Authority	660	2,000	5,700
(F)IIJA-National Dam Safety Program	100	100	100
(F)IIJA-NFWF America the Beautiful Challenge	7,500	7,500	7,500
(F)IIJA-Coastal Zone Management	8,154	8,454	8,454
(F)IIJA-Methane Emissions Reduction Grants	-	20,000	20,000
(F)IIJA-Energy Efficiency Revolving Loan Fund	-	3,700	3,700
(F)IIJA-Resilient and Efficient Codes Implementation	-	3,000	3,000
(F)IIJA-Energy Auditor Training Grant	-	2,000	2,000
(F)IIJA-Solid Waste Infrastructure for Recycling	-	1,101	1,101
(F)IIJA-Environmental Justice Programs	-	10,000	10,000
(F)IIJA-DOE-Clean Energy Demonstration Projects	-	150,000	150,000
(F)IIJA-Advanced Energy Manufacturing	-	50,000	50,000
(F)IIJA-Hydroelectricity Development Programs	-	25,000	25,000
(F)IIJA-Abandoned Mine Reclamation (EA)	19,904	469,904	469,904
DEPARTMENT TOTAL	\$ 213,757	\$ 1,015,431	\$ 1,272,131

Overview: Infrastructure Investment and Jobs Act

Infrastructure Investment and Jobs Act, continued

(Dollar Amounts in Thousands)

	2022-23 Actual	2023-24 Available	2024-25 Budget
Fish and Boat Commission			
(F)IIJA-Delaware River Basin Conservation Act (EA).....	\$ -	\$ 750	\$ -
Infrastructure Investment Authority			
(F)IIJA-Drinking Water Projects Revolving Loan Fund	\$ 155,005	\$ 386,304	\$ 500,000
(F)IIJA-Loan Program Administration	6,639	15,485	15,485
(F)IIJA-Technical Assistance to Small Systems	3,319	6,452	6,452
(F)IIJA-Assistance to State Programs	1,000	7,360	7,360
(F)IIJA-Local Assistance and Source Water Pollution	-	1,857	1,857
(F)IIJA-Sewage Projects Revolving Loan Fund.....	75,000	165,942	250,000
DEPARTMENT TOTAL	\$ 240,963	\$ 583,400	\$ 781,154
State Police			
IIJA-Motor Carrier Safety-General Fund.....	\$ -	\$ -	\$ 8,500
IIJA-Motor Carrier Safety-Motor License Fund	8,100	8,500	-
DEPARTMENT TOTAL	\$ 8,100	\$ 8,500	\$ 8,500
Transportation			
IIJA-Highway and Safety Capital Projects	\$ 748,039	\$ 792,384	\$ 837,617
TOTAL INFRASTRUCTURE INVESTMENT AND JOBS ACT AUTHORIZATIONS.....	\$ 1,362,864	\$ 2,846,708	\$ 4,060,802

Overview: Commonwealth Workforce Transformation Program

Commonwealth Workforce Transformation Program (CWTP)

Governor Shapiro established the Commonwealth Workforce Transformation Program (CWTP) by executive order on July 31, 2023, to capitalize on the generational opportunity to revitalize the Commonwealth's infrastructure provided by the federal Infrastructure Investment and Jobs Act (IIJA) and the Inflation Reduction Act (IRA) and position Pennsylvania's workforce for the future.

The CWTP will invest up to \$400 million of federal IIJA and IRA funds to grow the Pennsylvania workforce needed to build the projects over the next five years, as encouraged by the federal laws. These allocations will support companies contracting for IIJA and IRA-funded projects who want to train skilled employees to perform the work. Companies performing IIJA and IRA work for the Commonwealth will be eligible for workforce development grants of up to \$40,000 per employee trained, and \$400,000 in total.

By taking a lead role nationally in the innovative use of IIJA and IRA funding, the CWTP will help maximize the Commonwealth's capacity to invest in its infrastructure today and also ensure Pennsylvanians gain skills that businesses will desire far into the future.

This table illustrates estimated CWTP program allocations by IIJA and IRA programs at Commonwealth agencies:

	(Dollar Amounts in Thousands)		
	2022-23	2023-24	2024-25
	Actual	Available	Budget
Community and Economic Development			
(F)IIJA-CWTP-Weatherization Assistance Program (EA)	\$ -	\$ -	\$ 800
(F)IIJA-CWTP-Broadband Equity, Access, and Deployment (EA).....	-	-	-
DEPARTMENT TOTAL	\$ -	\$ -	\$ 800
Environmental Protection			
(F)IIJA-CWTP-Orphan Well Plugging (EA)	\$ -	\$ -	\$ 1,000
(F)IIJA-CWTP-Abandoned Mine Reclamation (EA)	-	-	3,000
(F)IRA-CWTP-Energy Performance-Homes Program (EA)	-	-	800
(F)IRA-CWTP-Energy Performance-Electric Appliance (EA)	-	-	800
DEPARTMENT TOTAL	\$ -	\$ -	\$ 5,600
Infrastructure Investment Authority			
(F)IIJA-CWTP-Drinking Water Projects Revolving Loan Fund (EA)	\$ -	\$ -	\$ 1,200
(F)IIJA-CWTP-Sewer Projects Revolving Loan Fund (EA)	-	-	1,200
DEPARTMENT TOTAL	\$ -	\$ -	\$ 2,400
Transportation			
(F)IIJA-CWTP-Highway Research, Planning, and Construction (EA).....	\$ -	\$ -	\$ 10,000
Labor and Industry			
(F)IRA-CWTP-Administration (EA)	\$ -	\$ 366	\$ 991
(F)IIJA-CWTP-Administration (EA)	-	34	92
DEPARTMENT TOTAL	\$ -	\$ 400	\$ 1,083

Table does not show allocations from competitive programs not yet awarded.

Public Information and Communications

The Commonwealth spends funds on activities to provide government information to the news media and the general public and for other essential communications efforts. Funds are budgeted in 28 agencies to provide public notification and information to the Commonwealth's public, news media, businesses, legislators, and Pennsylvanians regarding the bidding of contracts, issuance of rules and regulations, announcement of public hearings, and the availability of services and financial aid. The amounts that are detailed below exclude those items that are strictly educational and materials that are offered for public sale.

	(Dollar Amounts in Thousands)	
	2023-24 Estimate	2024-25 Estimate
Governor's Office	\$ 2,590	\$ 2,889
Lieutenant Governor	197	208
Executive Offices	326	348
Aging	419	433
Agriculture	705	746
Banking and Securities	309	320
Community and Economic Development	11,372	14,910 ^a
Conservation and Natural Resources	659	659
Corrections	374	385
Drug and Alcohol Programs	4,718	1,957 ^b
Education	1,410	1,445
Emergency Management Agency	589	616
Environmental Protection	4,176	4,386
Fish and Boat Commission	1,431	1,030
Game Commission	819	819
General Services	186	193
Health	1,669	1,595
Historical and Museum Commission	244	403 ^c
Human Services	1,040	1,071
Insurance	394	464
Labor and Industry	1,018	1,134
Liquor Control Board	875	919
Military and Veterans Affairs	421	588 ^d
Public Utility Commission	396	428
Revenue	917	994
State	1,384	1,829 ^e
State Police	710	710
Transportation	8,133	8,133
TOTAL	\$ 47,481	\$ 49,612

^a The increase is due to a reorganization in the Communications Office.

^b The decrease is due to less funds available in the State Opioid Response grant.

^c The increase is to promote historical sites and museums across the Commonwealth.

^d The increase is to enhance awareness of services to veterans.

^e The increase is due to additional funds being received for Federal Election Reform.



Commonwealth of Pennsylvania

Governor's Executive Budget

PROGRAM BUDGET SUMMARY

This section summarizes the budget by major revenue source and major program area of expenditure. This summary includes programs funded from the General Fund, the two budgeted special revenue funds, federal funds, and other revenues including augmentations, restricted receipts and revenues, and other special revenue funds.

Detailed supporting information is provided for each major program area of expenditure by component categories and subcategories (subdivisions of activities) which contribute to the Commonwealth's total effort in that program. Detailed information on individual revenue sources may be found in the appropriate fund presentation in the Summary by Fund section of this document.

Guide to the “Summary of Revenues and Expenditures for the Operating Program” Statement

The Summary of Revenues and Expenditures for the Operating Program comprehensive statement shown on page B3 is an “all funds” seven year summary of revenues and expenditures for the Commonwealth’s operating program. This guide is intended to assist readers with interpreting and understanding the revenue and expenditure items presented on the comprehensive statement.

Beginning and Ending Balances

Beginning and ending balances are included only for state General Fund and state Special Funds as Federal Funds and Other Funds revenues and expenditures are considered to be self-balancing. The General Fund and Special Funds beginning and ending balances are based on their respective financial statements found in Section C.

Revenues

All General Fund, Special Funds, Federal Funds, and Other Funds revenues contributing to the Commonwealth’s operating program are shown on the statement.

- **General Fund:** The General Fund is the Commonwealth's largest operating fund. It receives all tax revenue, nontax revenue, and federal grants and entitlements not specified by law to be deposited elsewhere. Tax revenue comprises the majority of annual General Fund revenue, in a typical year. The largest sources of nontax revenue are normally profit transfers from the Pennsylvania Liquor Control Board, the escheats or “unclaimed property” program, and licenses and fees charged by state agencies. Additional information on General Fund revenue sources can be found in Section C1.
- **Special Funds:** Motor License and Lottery Funds contribute revenue to the Commonwealth operating program. Additional information on Special Fund revenue sources can be found in Sections C2 and C3.
- **Federal Funds:** All monies received from the federal government are deposited into the State Treasury and must be appropriated. The Department of Human Services receives the most federal funds. Additional information on federal funds budgeted by agency can be found in Section C for federal funds related to General Fund budgets and in Section E: Department Presentations in each agency’s Summary by Fund and Appropriation statement.
- **Other Funds:** There are more than 150 Other Funds contributing revenue to the Commonwealth’s operating program. See Section H: Other Special Funds for information and financial data on these funds. Additional information on Other Funds can be found in Section E: Department Presentations on each agency’s Summary by Fund and Appropriation statement.

Program Expenditures

Program expenditures are categorized by the eight Commonwealth Programs beginning with Direction and Supportive Services and ending with Debt Service. These programs include expenditures from all General Fund, Special Funds, Federal Funds, and Other Funds contributing to total operating program expenditures as shown on pages B6 and B7. More detailed expenditure breakdowns, by program category and subcategory, are shown on pages B8 through B17.

Total operating program expenditures are adjusted to include expenditure reductions from General Fund or Special Fund lapses of unspent prior-year funds. Other adjustments, such as fund transfers to the operating program (resulting in expenditure increases) or fund transfers from the operating program (resulting in expenditure decreases) shown on the statement, will impact total program expenditures and ending balances.

Program Budget Summary

Summary of Revenues and Expenditures for the Operating Program

The following table is a seven year summary of the revenues and expenditures by Commonwealth Program for the operating budget. Balances are included only for State funds, General Fund, and Special Funds - as Federal Funds and Other Funds revenues and expenditures are considered self-balancing.

	(Dollar Amounts in Thousands)						
	2022-23 Actual	2023-24 Available	2024-25 Budget	2025-26 Estimated	2026-27 Estimated	2027-28 Estimated	2028-29 Estimated
BEGINNING BALANCES							
General Fund.....	\$ 5,537,421	\$ 8,084,871	\$ 7,070,402	\$ 3,446,830	\$ 45,496	\$ -	\$ -
Adjustment to Beginning Balance.....	9,000	75,000	-	-	-	-	-
Adjusted Beginning Balance.....	\$ 5,546,421	\$ 8,159,871	\$ 7,070,402	\$ 3,446,830	\$ 45,496	\$ -	\$ -
Motor License Fund.....	\$ 347,290	\$ 255,433	\$ 272,140	\$ 83,861	\$ 10,305	\$ 12,476	\$ 16,063
Adjustment to MLF Beginning Balance.....	-	-	-	-	-	-	-
Lottery Fund.....	149,814	162,648	285,141	187,904	124,130	84,731	72,593
Adjustment to LF Beginning Balance.....	75,000	75,000	75,000	75,000	75,000	75,000	75,000
Special Funds.....	\$ 572,104	\$ 493,081	\$ 632,281	\$ 346,765	\$ 209,435	\$ 172,207	\$ 163,656
REVENUES							
General Fund:							
Corporate Net Income Tax....	\$ 6,142,927	\$ 5,815,100	\$ 5,657,100	\$ 5,500,700	\$ 5,277,700	\$ 5,072,000	\$ 4,909,000
Personal Income Tax.....	17,628,105	17,978,200	18,786,500	19,629,800	20,637,000	21,365,400	22,309,800
Sales and Use Tax.....	14,024,416	14,144,800	14,329,200	14,784,200	15,185,000	15,546,300	16,002,100
All Other Revenues/Taxes....	7,121,699	7,329,000	7,503,000	7,810,500	8,030,300	8,085,000	8,090,400
Less Refunds.....	(1,489,400)	(1,436,600)	(1,427,900)	(1,439,100)	(1,438,300)	(1,435,800)	(1,433,200)
Total General Fund.....	\$ 43,427,748	\$ 43,830,500	\$ 44,847,900	\$ 46,286,100	\$ 47,691,700	\$ 48,632,900	\$ 49,878,100
Motor License Fund.....	2,958,310	3,153,000	3,019,400	2,998,600	2,985,700	3,005,600	3,002,700
Lottery Fund.....	2,118,986	1,997,710	2,096,497	2,169,222	2,235,583	2,292,466	2,329,671
Federal Funds.....	46,093,330	46,264,608	48,945,085	49,897,633	50,122,406	49,971,539	50,317,144
Other Funds.....	20,263,261	21,906,299	22,597,728	22,619,490	22,732,675	22,770,176	22,793,086
Total Revenues and Balances....	\$ 114,861,635	\$ 117,152,117	\$ 121,506,610	\$ 123,971,045	\$ 125,768,064	\$ 126,672,681	\$ 128,320,701
PROGRAM EXPENDITURES							
Direction and Supportive Services.....	\$ 2,938,144	\$ 2,870,412	\$ 2,956,678	\$ 2,974,314	\$ 2,991,683	\$ 2,992,694	\$ 3,003,881
Protection of Persons and Property.....	13,143,386	14,231,633	16,193,764	16,291,470	16,527,960	16,577,393	16,614,848
Education.....	21,336,160	23,237,485	25,044,463	25,474,186	25,590,186	25,701,530	25,807,624
Health and Human Services.....	59,514,187	60,125,675	62,624,889	64,391,168	65,764,357	67,087,785	68,458,076
Economic Development.....	3,770,471	4,349,454	5,449,073	5,426,812	4,797,905	4,696,598	4,240,913
Transportation.....	9,485,148	10,623,376	10,447,558	10,474,997	10,529,447	9,665,431	9,617,084
Recreation and Cultural Enrichment.....	1,060,113	1,290,442	1,196,443	1,191,003	1,225,125	1,239,095	1,248,597
Debt Service.....	1,273,645	1,309,545	1,369,849	1,530,704	1,628,841	1,698,395	1,759,692
Total Program Expenditures.....	\$ 112,521,254	\$ 118,038,022	\$ 125,282,717	\$ 127,754,654	\$ 129,055,504	\$ 129,658,921	\$ 130,750,715
Less General Fund Lapses.....	(810,000)	(426,026)	(250,000)	(250,000)	(250,000)	(250,000)	(250,000)
Less Motor License Fund Lapses.....	(100,917)	(96,148)	-	-	-	-	-
Less Lottery Fund Lapses.....	(106,448)	(149,062)	-	-	-	-	-
Total Operating Expenditures.....	\$ 111,503,889	\$ 117,366,786	\$ 125,032,717	\$ 127,504,654	\$ 128,805,504	\$ 129,408,921	\$ 130,500,715
Lottery Fund Reserves.....	(75,000)	(75,000)	(75,000)	(75,000)	(75,000)	(75,000)	(75,000)
Transfer to Budget Stabilization Reserve Fund.....	(898,319)	(785,600)	(382,981)	(5,055)	2,954,716	2,727,689	2,172,310
ENDING BALANCES							
General Fund.....	\$ 8,084,871	\$ 7,070,402	\$ 3,446,830	\$ 45,496	\$ -	\$ -	\$ -
Motor License Fund.....	\$ 255,433	\$ 272,140	\$ 83,861	\$ 10,305	\$ 12,476	\$ 16,063	\$ 13,788
Lottery Fund.....	\$ 162,648	\$ 285,141	\$ 187,904	\$ 124,130	\$ 84,731	\$ 72,593	\$ 67,164

Program Budget Summary

General and Special Funds

This table shows a summary of Commonwealth Programs for 2022-23 actual year, 2023-24 available year, 2024-25 budget year, and future year estimates for the General Fund and selected Special Funds.

Seven Year Commonwealth Program Summary

(Dollar amounts in Thousands)

	2022-23 Actual	2023-24 Available	2024-25 Budget	2025-26 Estimated	2026-27 Estimated	2027-28 Estimated	2028-29 Estimated
Commonwealth Program							
Direction and Supportive							
Services.....	\$ 2,029,649	\$ 1,959,441	\$ 1,998,823	\$ 2,016,968	\$ 2,028,682	\$ 2,029,348	\$ 2,040,190
Protection of Persons and							
Property.....	5,392,357	5,849,557	6,499,321	6,620,556	6,779,088	6,800,704	6,821,221
Education.....	17,036,200	17,759,125	19,520,742	19,947,993	20,075,336	20,184,312	20,288,675
Health and Human							
Services.....	17,497,327	19,661,215	21,000,282	21,761,652	22,297,046	22,797,679	23,313,345
Economic Development	394,542	565,484	430,286	453,635	455,866	453,632	454,003
Transportation.....	2,353,323	2,572,153	2,682,012	2,661,244	2,687,947	2,705,504	2,707,897
Recreation and Cultural							
Enrichment.....	271,547	272,710	320,625	326,514	332,135	332,435	332,736
Debt Service	<u>1,189,718</u>	<u>1,227,430</u>	<u>1,287,813</u>	<u>1,448,969</u>	<u>1,544,323</u>	<u>1,613,592</u>	<u>1,682,418</u>
GENERAL FUND AND SPECIAL FUNDS TOTAL .	<u>\$ 46,164,663</u>	<u>\$ 49,867,115</u>	<u>\$ 53,739,904</u>	<u>\$ 55,237,531</u>	<u>\$ 56,200,423</u>	<u>\$ 56,917,206</u>	<u>\$ 57,640,485</u>

Distribution of the Commonwealth Dollar

GENERAL FUND AND SPECIAL FUNDS

2024-25

(Dollar Amounts in Thousands)



Health and Human Services \$21,000,282 39.1%

Education \$19,520,742 36.3%

Protection of Persons and Property \$6,499,321 12.1%

Transportation \$2,682,012 5.0%

Direction and Supportive Services \$1,998,823 3.7%

Debt Service \$1,287,813 2.4%

Economic Development \$430,286 0.8%

Recreation and Cultural Enrichment \$320,625 0.6%

TOTAL \$53,739,904

This presentation shows the amount and portion of the total General Fund and selected Special Funds allocated to major program areas.

Program Budget Summary

Seven Year Summary of Commonwealth Programs

The following is a summary for the eight Commonwealth Programs of 2022-23 actual year, 2023-24 available year, 2024-25 budget year, and future year estimates for all the operating funds and capital bond authorizations as presented in the 2024-25 Governor's Executive Budget. A breakdown of each Commonwealth Program by Category and Subcategory is shown on subsequent pages.

(Dollar Amounts in Thousands)

	2022-23	2023-24	2024-25	2025-26	2026-27	2027-28	2028-29
	Actual	Available	Budget	Estimated	Estimated	Estimated	Estimated
Direction and Supportive Services							
General Fund.....	\$ 919,126	\$ 1,048,696	\$ 1,084,158	\$ 1,081,834	\$ 1,074,972	\$ 1,061,223	\$ 1,058,076
Motor License Fund.....	97,835	97,225	92,903	93,573	94,209	94,209	94,209
Lottery Fund	1,012,688	813,520	821,762	841,561	859,501	873,916	887,905
Federal Funds	69,011	23,594	16,250	16,250	16,250	16,250	16,250
Other Funds.....	839,484	887,377	941,605	941,096	946,751	947,096	947,441
Total Operating.....	\$ 2,938,144	\$ 2,870,412	\$ 2,956,678	\$ 2,974,314	\$ 2,991,683	\$ 2,992,694	\$ 3,003,881
Protection of Persons and Property							
General Fund.....	\$ 4,586,147	\$ 5,173,377	\$ 5,951,823	\$ 6,190,942	\$ 6,467,707	\$ 6,489,323	\$ 6,509,840
Motor License Fund.....	806,210	676,180	547,498	429,614	311,381	311,381	311,381
Lottery Fund	-	-	-	-	-	-	-
Federal Funds	2,117,903	2,839,845	3,943,613	3,889,394	3,887,144	3,880,444	3,875,244
Other Funds.....	5,633,126	5,542,231	5,750,830	5,781,520	5,861,728	5,896,245	5,918,383
Total Operating.....	\$ 13,143,386	\$ 14,231,633	\$ 16,193,764	\$ 16,291,470	\$ 16,527,960	\$ 16,577,393	\$ 16,614,848
Education							
General Fund.....	\$ 17,035,100	\$ 17,759,125	\$ 19,520,742	\$ 19,947,993	\$ 20,075,336	\$ 20,184,312	\$ 20,288,675
Motor License Fund.....	1,100	-	-	-	-	-	-
Lottery Fund	-	-	-	-	-	-	-
Federal Funds	3,471,964	4,618,937	4,578,422	4,578,422	4,562,422	4,562,422	4,562,422
Other Funds.....	827,996	859,423	945,299	947,771	952,428	954,796	956,527
Total Operating.....	\$ 21,336,160	\$ 23,237,485	\$ 25,044,463	\$ 25,474,186	\$ 25,590,186	\$ 25,701,530	\$ 25,807,624
Health and Human Services							
General Fund.....	\$ 16,468,322	\$ 18,621,363	\$ 19,799,217	\$ 20,541,124	\$ 21,052,472	\$ 21,537,898	\$ 22,037,057
Motor License Fund.....	-	-	-	-	-	-	-
Lottery Fund	1,029,005	1,039,852	1,201,065	1,220,528	1,244,574	1,259,781	1,276,288
Federal Funds	36,627,155	34,655,466	35,522,812	36,481,967	37,271,853	38,085,819	38,918,224
Other Funds.....	5,389,705	5,808,994	6,101,795	6,147,549	6,195,458	6,204,287	6,226,507
Total Operating.....	\$ 59,514,187	\$ 60,125,675	\$ 62,624,889	\$ 64,391,168	\$ 65,764,357	\$ 67,087,785	\$ 68,458,076
Economic Development							
General Fund.....	\$ 393,792	\$ 565,484	\$ 430,286	\$ 453,635	\$ 455,866	\$ 453,632	\$ 454,003
Motor License Fund.....	750	-	-	-	-	-	-
Lottery Fund	-	-	-	-	-	-	-
Federal Funds	1,398,222	1,050,194	1,824,556	1,796,935	1,203,935	1,128,556	698,256
Other Funds.....	1,977,707	2,733,776	3,194,231	3,176,242	3,138,104	3,114,410	3,088,654
Total Operating.....	\$ 3,770,471	\$ 4,349,454	\$ 5,449,073	\$ 5,426,812	\$ 4,797,905	\$ 4,696,598	\$ 4,240,913

Program Budget Summary

Seven Year Summary of Commonwealth Programs

The following is a summary for the eight Commonwealth Programs of 2022-23 actual year, 2023-24 available year, 2024-25 budget year, and future year estimates for all the operating funds and capital bond authorizations as presented in the 2024-25 Governor's Executive Budget. A breakdown of each Commonwealth Program by Category and Subcategory is shown on subsequent pages.

(Dollar Amounts in Thousands)

	2022-23	2023-24	2024-25	2025-26	2026-27	2027-28	2028-29
	Actual	Available	Budget	Estimated	Estimated	Estimated	Estimated
Transportation							
General Fund.....	\$ 1,900	\$ 1,600	\$ 1,600	\$ 1,600	\$ 1,600	\$ 1,600	\$ 1,600
Motor License Fund.....	2,180,516	2,399,646	2,509,505	2,488,737	2,515,440	2,532,997	2,535,390
Lottery Fund	170,907	170,907	170,907	170,907	170,907	170,907	170,907
Federal Funds	2,278,135	2,889,159	2,892,724	2,967,957	3,014,094	2,131,340	2,080,340
Other Funds.....	4,853,690	5,162,064	4,872,822	4,845,796	4,827,406	4,828,587	4,828,847
Total Operating.....	\$ 9,485,148	\$ 10,623,376	\$ 10,447,558	\$ 10,474,997	\$ 10,529,447	\$ 9,665,431	\$ 9,617,084
Recreation and Cultural Enrichment							
General Fund.....	\$ 264,547	\$ 265,710	\$ 313,625	\$ 319,514	\$ 325,135	\$ 325,435	\$ 325,736
Motor License Fund.....	7,000	7,000	7,000	7,000	7,000	7,000	7,000
Lottery Fund	-	-	-	-	-	-	-
Federal Funds	130,940	187,413	166,708	166,708	166,708	166,708	166,408
Other Funds.....	657,626	830,319	709,110	697,781	726,282	739,952	749,453
Total Operating.....	\$ 1,060,113	\$ 1,290,442	\$ 1,196,443	\$ 1,191,003	\$ 1,225,125	\$ 1,239,095	\$ 1,248,597
Debt Service							
General Fund.....	\$ 1,132,045	\$ 1,175,040	\$ 1,237,040	\$ 1,395,737	\$ 1,488,824	\$ 1,557,166	\$ 1,625,423
Motor License Fund.....	57,673	52,390	50,773	53,232	55,499	56,426	56,995
Lottery Fund	-	-	-	-	-	-	-
Federal Funds	-	-	-	-	-	-	-
Other Funds.....	83,927	82,115	82,036	81,735	84,518	84,803	77,274
Total Operating.....	\$ 1,273,645	\$ 1,309,545	\$ 1,369,849	\$ 1,530,704	\$ 1,628,841	\$ 1,698,395	\$ 1,759,692
Capital Bond Authorizations..	\$ 832,081	\$ 1,279,940	\$ 1,657,047	\$ 1,739,047	\$ 1,886,113	\$ 1,590,117	\$ 1,536,113
Program Total.....	\$ 2,105,726	\$ 2,589,485	\$ 3,026,896	\$ 3,269,751	\$ 3,514,954	\$ 3,288,512	\$ 3,295,805
COMMONWEALTH TOTALS							
General Fund.....	\$ 40,800,979	\$ 44,610,395	\$ 48,338,491	\$ 49,932,379	\$ 50,941,912	\$ 51,610,589	\$ 52,300,410
Motor License Fund.....	3,151,084	3,232,441	3,207,679	3,072,156	2,983,529	3,002,013	3,004,975
Lottery Fund	2,212,600	2,024,279	2,193,734	2,232,996	2,274,982	2,304,604	2,335,100
Federal Funds	46,093,330	46,264,608	48,945,085	49,897,633	50,122,406	49,971,539	50,317,144
Other Funds.....	20,263,261	21,906,299	22,597,728	22,619,490	22,732,675	22,770,176	22,793,086
Total Operating.....	\$ 112,521,254	\$ 118,038,022	\$ 125,282,717	\$ 127,754,654	\$ 129,055,504	\$ 129,658,921	\$ 130,750,715
Capital Bond Authorizations..	\$ 832,081	\$ 1,279,940	\$ 1,657,047	\$ 1,739,047	\$ 1,886,113	\$ 1,590,117	\$ 1,536,113
Program Total.....	\$ 113,353,335	\$ 119,317,962	\$ 126,939,764	\$ 129,493,701	\$ 130,941,617	\$ 131,249,038	\$ 132,286,828

Program Budget Summary

Direction and Supportive Services

The goal of this Commonwealth program is to provide an efficient and effective administrative support system through which the goals and objectives of Commonwealth programs can be attained. This Commonwealth program supports goals to streamline state government and achieve efficiencies.

Centralized functions affecting all agencies comprise this program. Administrative costs specifically related to particular programs usually appear in a program subcategory to which they relate.

The agencies in this program include the Governor's Office, Executive Offices, Lieutenant Governor, Auditor General, Treasury, Departments of General Services and Revenue, Ethics Commission, Health Care Cost Containment Council, Government Support Agencies, and Legislature.

Contribution by Category and Subcategory

General Fund and Special Funds

(Dollar Amounts in Thousands)

	2022-23	2023-24	2024-25	2025-26	2026-27	2027-28	2028-29
	Actual	Available	Budget	Estimated	Estimated	Estimated	Estimated
Administrative and							
Support Services.....	\$ 149,705	\$ 236,156	\$ 237,961	\$ 226,159	\$ 211,058	\$ 196,861	\$ 193,061
Executive Direction	70,202	154,970	154,238	141,988	126,461	112,264	108,464
Ethics Commission.....	3,197	3,356	3,743	3,844	3,940	3,940	3,940
Legal Services	6,007	7,531	9,241	9,491	9,728	9,728	9,728
Health Care Reporting	3,167	3,167	3,607	3,704	3,797	3,797	3,797
Government Support							
Agencies	67,132	67,132	67,132	67,132	67,132	67,132	67,132
Fiscal Management.....	\$ 1,358,488	\$ 1,198,248	\$ 1,219,886	\$ 1,247,389	\$ 1,271,879	\$ 1,286,742	\$ 1,301,384
Revenue Collection and							
Administration	1,234,825	1,067,796	1,085,509	1,110,430	1,132,464	1,147,327	1,161,969
Disbursement.....	79,194	84,678	88,528	89,872	91,150	91,150	91,150
Auditing.....	44,469	45,774	45,849	47,087	48,265	48,265	48,265
Physical Facilities and							
Commodities							
Management.....	\$ 143,177	\$ 150,758	\$ 166,697	\$ 169,141	\$ 171,466	\$ 171,466	\$ 171,466
Facility, Property, and							
Commodity Management	143,177	150,758	166,697	169,141	171,466	171,466	171,466
Legislative Processes...	\$ 378,279	\$ 374,279	\$ 374,279	\$ 374,279	\$ 374,279	\$ 374,279	\$ 374,279
Legislature	378,279	374,279	374,279	374,279	374,279	374,279	374,279
PROGRAM TOTAL	\$ 2,029,649	\$ 1,959,441	\$ 1,998,823	\$ 2,016,968	\$ 2,028,682	\$ 2,029,348	\$ 2,040,190

Protection of Persons and Property

The goal of this Commonwealth program is to provide an environment and a social system in which the lives and property of individuals and organizations are protected from natural and human-made disasters and from illegal and unfair actions. This Commonwealth program supports the administration's goal to protect the public health and safety of Pennsylvania's residents.

This program addresses the substantive areas of consumer and environmental protection, certain regulatory activities, the criminal justice system, and mitigation of the effects of disasters. Within these broad areas, the Departments of Banking and Securities, Corrections, State, and Insurance along with State Police, Attorney General, Commission on Crime and Delinquency, Public Utility Commission, Liquor Control Board, Emergency Management Agency, Judiciary, and Milk Board, deal almost entirely with protection of persons and property. Several agencies such as Executive Offices and Departments of Environmental Protection, Agriculture, Labor and Industry, Military and Veterans Affairs, and Transportation are more diversified, and some of their activities are included in this program as well as in other Commonwealth programs.

Contribution by Category and Subcategory

General Fund and Special Funds

(Dollar Amounts in Thousands)

	2022-23	2023-24	2024-25	2025-26	2026-27	2027-28	2028-29
	Actual	Available	Budget	Estimated	Estimated	Estimated	Estimated
General Administration and Support.....	\$ 113,391	\$ 139,577	\$ 280,143	\$ 281,833	\$ 294,795	\$ 295,869	\$ 296,979
Criminal and Juvenile Justice Planning.....	92,178	116,492	243,917	244,629	256,661	257,735	258,845
Environmental Support Services.....	21,213	23,085	36,226	37,204	38,134	38,134	38,134
Public Protection and Law Enforcement.....	\$ 1,638,581	\$ 1,764,351	\$ 1,877,921	\$ 1,902,079	\$ 1,948,227	\$ 1,957,227	\$ 1,957,227
State Police.....	1,242,713	1,357,037	1,458,118	1,471,395	1,506,842	1,515,842	1,515,842
Attorney General.....	122,346	138,816	155,011	158,776	162,710	162,710	162,710
Highway Safety Administration and Licensing.....	273,522	268,498	264,792	271,908	278,675	278,675	278,675
Control and Reduction of Crime.....	\$ 2,732,195	\$ 2,994,637	\$ 3,224,234	\$ 3,300,943	\$ 3,383,467	\$ 3,383,467	\$ 3,383,467
Incarcerated Individuals ..	2,552,283	2,787,584	3,010,548	3,081,487	3,158,524	3,158,524	3,158,524
Reentry into Communities	179,912	207,053	213,686	219,456	224,943	224,943	224,943
Juvenile Crime Prevention.....	\$ 22,011	\$ 22,097	\$ 22,394	\$ 22,487	\$ 22,576	\$ 22,576	\$ 22,576
Reintegration of Juvenile Delinquents.....	22,011	22,097	22,394	22,487	22,576	22,576	22,576
Adjudication of Defendants.....	\$ 362,369	\$ 408,431	\$ 453,993	\$ 467,324	\$ 481,502	\$ 496,486	\$ 511,979
State Judicial System.....	362,369	408,431	453,993	467,324	481,502	496,486	511,979

Program Budget Summary

Protection of Persons and Property, continued

Contribution by Category and Subcategory

General Fund and Special Funds

(Dollar Amounts in Thousands)

	2022-23	2023-24	2024-25	2025-26	2026-27	2027-28	2028-29
	Actual	Available	Budget	Estimated	Estimated	Estimated	Estimated
Public Order and							
Community Safety.....	\$ 61,858	\$ 59,307	\$ 76,464	\$ 77,863	\$ 72,397	\$ 69,212	\$ 67,621
Emergency Management	29,374	23,115	34,562	36,034	29,615	26,430	24,839
State Military Readiness..	32,484	36,192	41,902	41,829	42,782	42,782	42,782
Protection from Natural							
Hazards and Disasters..	\$ 164,464	\$ 182,732	\$ 208,803	\$ 213,873	\$ 218,693	\$ 218,693	\$ 218,693
Environmental Protection							
and Management.....	164,464	182,732	208,803	213,873	218,693	218,693	218,693
Consumer Protection....	\$ 267,450	\$ 245,953	\$ 316,535	\$ 313,807	\$ 316,083	\$ 315,826	\$ 321,331
Consumer Protection	33,941	33,533	42,920	39,278	39,722	39,465	44,970
Protection and							
Development of							
Agricultural Industries.....	233,509	212,420	273,615	274,529	276,361	276,361	276,361
Community and							
Occupational Safety							
and Stability.....	\$ 20,325	\$ 22,051	\$ 27,242	\$ 28,442	\$ 29,145	\$ 29,145	\$ 29,145
Community and							
Occupational Safety and							
Stability	17,188	18,611	21,410	22,462	23,024	23,024	23,024
Fire Prevention							
and Safety.....	3,137	3,440	5,832	5,980	6,121	6,121	6,121
Prevention and							
Elimination of							
Discriminatory							
Practices.....	\$ 9,713	\$ 10,421	\$ 11,592	\$ 11,905	\$ 12,203	\$ 12,203	\$ 12,203
Prevention and							
Elimination							
of Discriminatory							
Practices.....	9,713	10,421	11,592	11,905	12,203	12,203	12,203
PROGRAM TOTAL	\$ 5,392,357	\$ 5,849,557	\$ 6,499,321	\$ 6,620,556	\$ 6,779,088	\$ 6,800,704	\$ 6,821,221

Program Budget Summary

Education

The goal of this Commonwealth program is to provide a system of learning experiences and opportunities that will permit each individual to achieve their full potential intellectual development through high-quality basic education and special education programs, and through high-quality career and technical education and higher education. This Commonwealth program supports goals to promote an agenda for excellence, a world-class education that enables all Pennsylvania children to achieve their full potential, and to expand educational opportunities and alternative pathways to teaching and leadership.

This Commonwealth program is financed primarily through the Department of Education. Other agencies providing support are the Higher Education Assistance Agency and Departments of Health, Human Services, Revenue, and Labor and Industry.

Contribution by Category and Subcategory

General Fund and Special Funds

(Dollar Amounts in Thousands)

	2022-23	2023-24	2024-25	2025-26	2026-27	2027-28	2028-29
	Actual	Available	Budget	Estimated	Estimated	Estimated	Estimated
Education Support							
Services	\$ 40,144	\$ 43,440	\$ 56,293	\$ 52,312	\$ 50,769	\$ 50,769	\$ 50,769
Education Support							
Services	40,144	43,440	56,293	52,312	50,769	50,769	50,769
Basic Education	\$ 15,022,279	\$ 15,744,394	\$ 17,286,586	\$ 17,438,568	\$ 17,567,454	\$ 17,676,430	\$ 17,780,793
PreK-12 Education	15,002,958	15,725,269	17,267,559	17,419,066	17,547,464	17,655,940	17,759,791
Public Utility Realty							
Payments	19,321	19,125	19,027	19,502	19,990	20,490	21,002
Higher Education	\$ 1,973,777	\$ 1,971,291	\$ 2,177,863	\$ 2,457,113	\$ 2,457,113	\$ 2,457,113	\$ 2,457,113
Higher Education	1,559,318	1,540,935	1,701,426	1,701,676	1,701,676	1,701,676	1,701,676
Financial Assistance to							
Students	382,938	398,835	444,916	723,916	723,916	723,916	723,916
Financial Assistance to							
Institutions	31,521	31,521	31,521	31,521	31,521	31,521	31,521
PROGRAM TOTAL	\$ 17,036,200	\$ 17,759,125	\$ 19,520,742	\$ 19,947,993	\$ 20,075,336	\$ 20,184,312	\$ 20,288,675

Health and Human Services

The goals of this Commonwealth program are to ensure access to quality medical care for all residents, support people seeking self-sufficiency, provide military readiness and assistance to veterans, and maximize opportunities for individuals and families to participate in society.

This program addresses the following substantive areas: research; prevention and treatment of physical, behavioral health and intellectual disabilities; maternal and child health care; financial assistance for older Pennsylvanians; medically complex individuals and families in transition; and other programs to address the various issues individuals encounter in a complex society.

These activities are primarily the responsibility of the Departments of Health and Human Services with contributions by Departments of Agriculture, Labor and Industry, Military and Veterans Affairs, and Revenue.

Contribution by Category and Subcategory

General Fund and Special Funds

(Dollar Amounts in Thousands)

	2022-23	2023-24	2024-25	2025-26	2026-27	2027-28	2028-29
	Actual	Available	Budget	Estimated	Estimated	Estimated	Estimated
Human Services							
Support.....	\$ 214,460	\$ 231,995	\$ 255,107	\$ 257,082	\$ 260,624	\$ 260,624	\$ 260,624
Human Services Support	214,460	231,995	255,107	257,082	260,624	260,624	260,624
Social Development of							
Individuals.....	\$ 2,167,494	\$ 2,328,009	\$ 2,409,474	\$ 2,418,759	\$ 2,422,369	\$ 2,422,369	\$ 2,422,369
Human Services.....	1,657,378	1,698,684	1,731,846	1,735,643	1,739,253	1,739,253	1,739,253
Child Development.....	510,116	629,325	677,628	683,116	683,116	683,116	683,116
Support of Older							
Pennsylvanians.....	\$ 676,239	\$ 686,886	\$ 848,099	\$ 867,562	\$ 891,608	\$ 906,815	\$ 923,322
Community Services for							
Older Pennsylvanians	317,439	324,286	353,699	354,762	355,808	356,515	357,222
Homeowners and							
Renters Assistance	223,800	207,600	324,400	332,800	340,800	350,300	361,100
Pharmaceutical							
Assistance	135,000	155,000	170,000	180,000	195,000	200,000	205,000
Income Maintenance.....	\$ 552,717	\$ 579,248	\$ 647,112	\$ 658,684	\$ 673,923	\$ 675,097	\$ 676,777
Income Maintenance.....	528,423	553,956	621,169	630,053	641,573	641,573	641,573
Workers Compensation							
and Unemployment							
Assistance	425	301	286	286	286	286	286
Military Compensation							
and Assistance.....	23,869	24,991	25,657	28,345	32,064	33,238	34,918
Physical Health							
Treatment	\$ 10,653,716	\$ 12,127,243	\$ 12,654,905	\$ 13,093,453	\$ 13,474,157	\$ 13,843,739	\$ 14,225,719

Program Budget Summary

Health and Human Services, continued

Contribution by Category and Subcategory

General Fund and Special Funds

(Dollar Amounts in Thousands)

	2022-23	2023-24	2024-25	2025-26	2026-27	2027-28	2028-29
	Actual	Available	Budget	Estimated	Estimated	Estimated	Estimated
Medical Assistance and							
Health Care Delivery	5,119,162	5,756,608	6,056,441	6,189,308	6,380,353	6,563,686	6,753,263
Long-Term Living	5,094,125	5,903,758	6,095,263	6,394,247	6,575,604	6,762,403	6,954,806
Health Treatment							
Services	14,867	14,655	18,655	18,655	18,655	18,655	18,655
Health Support Services..	64,396	68,752	86,336	88,337	90,295	90,295	90,295
Health Research	12,012	12,712	2,112	2,112	2,112	2,112	2,112
Emergency Food							
Assistance	26,767	28,767	31,767	31,767	31,767	31,767	31,767
Prevention and Treatment							
of Drug and Alcohol							
Abuse	47,925	48,138	48,241	48,336	48,426	48,426	48,426
Preventive Health.....	132,994	142,684	152,091	152,064	153,002	153,002	153,002
Veterans Homes	141,468	151,169	163,999	168,627	173,943	173,393	173,393
Mental Health and							
Substance Use							
Services	\$ 923,742	\$ 943,216	\$ 1,028,823	\$ 1,056,997	\$ 1,063,249	\$ 1,063,249	\$ 1,063,249
Mental Health and							
Substance Use Services .	923,742	943,216	1,028,823	1,056,997	1,063,249	1,063,249	1,063,249
Intellectual Disabilities..	\$ 2,308,959	\$ 2,764,618	\$ 3,156,762	\$ 3,409,115	\$ 3,511,116	\$ 3,625,786	\$ 3,741,285
Intellectual Disabilities	2,308,959	2,764,618	3,156,762	3,409,115	3,511,116	3,625,786	3,741,285
PROGRAM TOTAL	\$ 17,497,327	\$ 19,661,215	\$ 21,000,282	\$ 21,761,652	\$ 22,297,046	\$ 22,797,679	\$ 23,313,345

Program Budget Summary

Economic Development

The goal of this Commonwealth program is to invest public resources to create jobs for Pennsylvanians. To do so, this program offers a variety of grants, loans, and loan guarantees designed to stimulate economic investment, growth, and expanded employment. This Commonwealth program supports goals to create and maintain a business climate in which good, family-sustaining jobs can grow and communities can prosper.

This program works in tandem with numerous state authorities and agencies to aggregate and strategically invest resources to expand and retain Pennsylvania-based firms and attract new companies to the Commonwealth that will offer Pennsylvania's communities stability, vitality, and job opportunities. This program leverages workforce and community development resources that together with business investment enable Pennsylvania to compete on behalf of and for its business partners.

The total efforts of the Department of Community and Economic Development and Infrastructure Investment Authority (PENNVEST) are devoted to this program. The Executive Offices, Auditor General, Housing Finance Agency, and Departments of Education, Labor and Industry, and Revenue also contribute to this program.

Contribution by Category and Subcategory

General Fund and Special Funds

(Dollar Amounts in Thousands)

	2022-23	2023-24	2024-25	2025-26	2026-27	2027-28	2028-29
	Actual	Available	Budget	Estimated	Estimated	Estimated	Estimated
Economic Development							
and Job Creation.....	\$ 69,374	\$ 90,439	\$ 111,510	\$ 142,296	\$ 143,206	\$ 143,210	\$ 143,210
Job Creation, Business							
Growth, and Attraction	69,374	90,439	111,510	142,296	143,206	143,210	143,210
Global Economic							
Development	\$ 5,969	\$ 7,173	\$ 7,173	\$ 7,367	\$ 7,551	\$ 7,551	\$ 7,551
Pennsylvania Worldwide .	5,969	7,173	7,173	7,367	7,551	7,551	7,551
Innovative Economic							
Development	\$ 45,330	\$ 43,980	\$ 64,855	\$ 64,855	\$ 64,855	\$ 64,855	\$ 64,855
Pennsylvania Innovation							
Economy.....	45,330	43,980	64,855	64,855	64,855	64,855	64,855
Workforce Investment...	\$ 63,002	\$ 70,636	\$ 77,099	\$ 77,099	\$ 77,099	\$ 77,099	\$ 77,099
Workforce Development..	11,313	17,813	23,500	23,500	23,500	23,500	23,500
Vocational Rehabilitation.	51,689	52,823	53,599	53,599	53,599	53,599	53,599
Commonwealth							
Economic Assets	\$ 32,981	\$ 36,929	\$ 28,021	\$ 28,683	\$ 29,313	\$ 26,813	\$ 26,813
Pennsylvania Assets	32,981	36,929	28,021	28,683	29,313	26,813	26,813
Community							
Development	\$ 177,886	\$ 316,327	\$ 141,628	\$ 133,335	\$ 133,842	\$ 134,104	\$ 134,475
Pennsylvania							
Communities	163,898	302,482	127,854	119,216	119,370	119,270	119,270
Public Utility Realty							
Payments.....	13,988	13,845	13,774	14,119	14,472	14,834	15,205
PROGRAM TOTAL	\$ 394,542	\$ 565,484	\$ 430,286	\$ 453,635	\$ 455,866	\$ 453,632	\$ 454,003

Program Budget Summary

Transportation

The goal of this Commonwealth program is to provide a system for the expeditious, convenient, efficient, and safe movement of individuals and goods within the Commonwealth that is interfaced with a national and international system of transportation. This Commonwealth program supports goals to create and maintain a business climate in which rewarding, family-sustaining jobs can grow and communities can prosper.

Transportation systems are developed to serve the needs of residents, commerce, and industry and are financed through the Department of Transportation.

Contribution by Category and Subcategory

General Fund and Special Funds

(Dollar Amounts in Thousands)

	2022-23	2023-24	2024-25	2025-26	2026-27	2027-28	2028-29
	Actual	Available	Budget	Estimated	Estimated	Estimated	Estimated
Transportation							
Systems and Services ..	\$ 2,353,323	\$ 2,572,153	\$ 2,682,012	\$ 2,661,244	\$ 2,687,947	\$ 2,705,504	\$ 2,707,897
Transportation Support							
Services.....	77,593	84,899	87,976	90,284	92,479	92,479	92,479
Highways and Bridges	1,764,823	1,988,552	2,097,618	2,084,124	2,113,235	2,137,635	2,145,585
Local Highway and							
Bridge Assistance	340,000	326,195	323,911	314,329	309,726	302,883	297,326
Multimodal							
Transportation.....	170,907	172,507	172,507	172,507	172,507	172,507	172,507
PROGRAM TOTAL	\$ 2,353,323	\$ 2,572,153	\$ 2,682,012	\$ 2,661,244	\$ 2,687,947	\$ 2,705,504	\$ 2,707,897

Recreation and Cultural Enrichment

The goal of this Commonwealth program is to improve the quality of life in Pennsylvania's urban, suburban, and rural communities. This program focuses resources on our recreational and cultural amenities ensuring that Pennsylvanians can fully enjoy the natural beauty of the Commonwealth. This program also ensures that residents and visitors can explore the diversity of cultural traditions, the creativity of our artistic community, and the bountiful history of our state and its prominence in forming the heritage of our nation.

In working toward these broad Commonwealth program goals, the Department of Conservation and Natural Resources undertakes a wide variety of activities in the development and provision of outdoor recreational opportunities. The Department of Education conducts a program to develop a system of local, county, and regional public libraries, including the operation of the State Library at Harrisburg, and provides recreational opportunities through local school districts. The Historical and Museum Commission provides state and local museum assistance.

In addition, the Fish and Boat Commission, Game Commission, and Council on the Arts contribute to this Commonwealth program.

Contribution by Category and Subcategory

General Fund and Special Funds

(Dollar Amounts in Thousands)

	2022-23	2023-24	2024-25	2025-26	2026-27	2027-28	2028-29
	Actual	Available	Budget	Estimated	Estimated	Estimated	Estimated
Recreation	\$ 158,955	\$ 159,118	\$ 203,367	\$ 208,188	\$ 212,773	\$ 212,803	\$ 212,834
Parks and Forests							
Management	158,955	159,118	203,367	208,188	212,773	212,803	212,834
Cultural Enrichment	\$ 112,592	\$ 113,592	\$ 117,258	\$ 118,326	\$ 119,362	\$ 119,632	\$ 119,902
State History	21,764	22,417	25,817	26,784	27,724	27,994	28,264
Museum and Community Assistance	2,000	2,000	2,000	2,000	2,000	2,000	2,000
Development of Artists and Audiences	10,482	10,583	10,660	10,689	10,716	10,716	10,716
State Library Services	78,346	78,592	78,781	78,853	78,922	78,922	78,922
PROGRAM TOTAL	\$ 271,547	\$ 272,710	\$ 320,625	\$ 326,514	\$ 332,135	\$ 332,435	\$ 332,736

Debt Service

The goal of this Commonwealth program is to provide sufficient financial resources necessary to meet the timely payment of Commonwealth debt obligations. Debt financing is used by the Commonwealth to finance its capital programs and voter-approved bond referenda and to fund certain disaster relief programs. Most long-term financing of the Commonwealth is provided by the issuance of general obligation debt. Debt financing is utilized by all other Commonwealth programs to support the goals of each of the Commonwealth's program categories.

The Treasury Department participates in this program.

Contribution by Category and Subcategory

General Fund and Special Funds

(Dollar Amounts in Thousands)

	2022-23	2023-24	2024-25	2025-26	2026-27	2027-28	2028-29
	Actual	Available	Budget	Estimated	Estimated	Estimated	Estimated
Debt Service	\$ 1,189,718	\$ 1,227,430	\$ 1,287,813	\$ 1,448,969	\$ 1,544,323	\$ 1,613,592	\$ 1,682,418
Debt Service	1,189,718	1,227,430	1,287,813	1,448,969	1,544,323	1,613,592	1,682,418
PROGRAM TOTAL	\$ 1,189,718	\$ 1,227,430	\$ 1,287,813	\$ 1,448,969	\$ 1,544,323	\$ 1,613,592	\$ 1,682,418

– THIS PAGE INTENTIONALLY LEFT BLANK –



Commonwealth of Pennsylvania

Governor's Executive Budget

SUMMARY BY FUND

Overview: Major Operating Funds

Summary of Major Operating Funds

The total 2024-25 operating budget for the Commonwealth is \$125.3 billion. It includes \$48.3 billion in the General Fund, \$3.2 billion in the Motor License Fund, \$2.2 billion in the Lottery Fund, \$48.9 billion in federal funds, and \$22.6 billion in augmenting fees and other special fund revenues.

(Dollar Amounts in Thousands)

Major Operating Fund Expenditures	Actual	Available	Budget	2024-25 Change from 2023-24	
	2022-23	2023-24	2024-25	Dollars	Percent
General Fund	\$ 40,800,979	\$ 44,610,395	\$ 48,338,491	\$ 3,728,096	8.36%
Motor License Fund	\$ 3,151,084	\$ 3,232,441	\$ 3,207,679	\$ (24,762)	(0.77)%
Lottery Fund	\$ 2,212,600	\$ 2,024,279	\$ 2,193,734	\$ 169,455	8.37%

The majority of the Commonwealth's operating expenses are paid from the General Fund, Motor License Fund, and Lottery Fund. The following section provides an overview of major revenues and expenditures for the three major operating funds. Additional details regarding these funds may be found in Section E: Department Presentations.



GENERAL FUND

The General Fund is the major operating fund of the Commonwealth. It receives all tax receipts and other types of revenue not specified by law to be placed in special funds. Except for certain restricted receipts, the income of the General Fund is appropriated in specific amounts for the ordinary programs of government.

Pennsylvania's major sources of General Fund revenues are corporation taxes, consumption taxes, income taxes, and nontax revenues.

General Fund

Revenue

The General Fund is the Commonwealth's largest operating fund. All tax revenue, nontax revenue, and federal grants and entitlements not specified by law to be deposited elsewhere are deposited into the General Fund. The General Assembly makes appropriations from these General Fund revenues as presented and proposed in this budget, with any modifications it chooses to make.

Tax revenues are the primary source of funding of the General Fund. Personal income tax, sales and use tax, and corporate net income tax provide the majority of projected General Fund tax revenue. Nontax revenues are typically from profit transfers from the Liquor Control Board, licenses and fees, and the escheats or unclaimed property program. One-time transfers from special funds can also be major contributors to nontax revenues.

The two largest General Fund revenue sources are personal income tax and sales and use tax. Estimates for personal income tax are developed from a series of regression equations that use forecasts of wages, salaries, interest, dividends, rents, proprietors' income, and capital gains income. Estimates for sales and use tax are developed from a series of regression equations that use forecasts of national consumer expenditures on durable goods, non-durable goods, food services and accommodation, new and used motor vehicles, and business nonresidential investment.

The largest General Fund tax on businesses is corporate net income tax. Annual receipts from corporate net income tax can vary significantly from year-to-year. This variability is due to fluctuations in corporate profitability, including losses, federal tax law changes, the availability and use of tax credits and net operating loss deductions, and the timing of estimated and final state tax payments based on when a corporation's tax year begins. Estimates for the corporate net income tax are developed from a regression equation that uses forecasts of national before-tax corporate profits.

Expenditures

The General Fund is the primary funding source for most state agencies and institutions. The majority of every dollar is returned to individuals, local governments, institutions, school districts, among others, in the form of grants and subsidies. The remainder pays operating expenses and debt service.

Major program expenditures occur in the areas of education, health and human services, and protection of persons and property.

PreK-12 Education: The financial responsibility for public education is shared by the Commonwealth and 500 local school districts. Funds provided by the Commonwealth supplement funds raised locally. State aid to local school districts is provided through various school subsidy payments for basic instruction, career and technical education, debt service, pupil transportation, school employees' retirement, and various special education programs. The largest such subsidy is Basic Education Funding, which provides Commonwealth aid to local school districts. The General Fund also supports PreK education through Pre-K Counts and Head Start Supplemental Assistance.

Higher Education: Higher education is provided through degree-granting institutions, which include the 10 universities of the State System of Higher Education, four state-related universities, community colleges and various other independent institutions. The Pennsylvania Higher Education Assistance Agency also provides support in the form of student financial aid grants and programs to support different institutions.

Health and Human Services: The Commonwealth provides support for its residents to achieve and sustain independence. It also provides care, treatment, and rehabilitation to persons with behavioral, intellectual, and physical disabilities. The largest component is Medical Assistance, which includes long-term living and home and community-living programs. Caseload growth continues to increase particularly for older Pennsylvanians. Medicaid Expansion closed the coverage gap for working adults and streamlined delivery of health care services. Medical inflation, pharmaceutical prices, federal financial participation for Medicaid Expansion, and caseload fluctuations contribute to an overall increase in state Medical Assistance expenditures. Increases are mitigated through cost containment, operational efficiencies, and proposed revenue strategies. Support is also provided for income maintenance, including child care services and temporary cash assistance for families in transition to independence and self-sufficiency. Funding continues to be provided for a continuum of services for individuals with behavioral health and intellectual disabilities, ranging from home and community-based support to quality facility care.

The General Fund is the primary funding source for **Department of Corrections** programs including costs associated with operating the state correctional institutions.

General Fund

This table shows a summary by Commonwealth Program of 2022-23 actual year, 2023-24 available year, 2024-25 budget year, and future year estimates.

Seven Year Commonwealth Program Summary

(Dollar amounts in Thousands)

	2022-23 Actual	2023-24 Available	2024-25 Budget	2025-26 Estimated	2026-27 Estimated	2027-28 Estimated	2028-29 Estimated
Commonwealth Program							
Direction and Supportive							
Services.....	\$ 919,126	\$ 1,048,696	\$ 1,084,158	\$ 1,081,834	\$ 1,074,972	\$ 1,061,223	\$ 1,058,076
Protection of Persons							
and Property	4,586,147	5,173,377	5,951,823	6,190,942	6,467,707	6,489,323	6,509,840
Education.....	17,035,100	17,759,125	19,520,742	19,947,993	20,075,336	20,184,312	20,288,675
Health and Human							
Services.....	16,468,322	18,621,363	19,799,217	20,541,124	21,052,472	21,537,898	22,037,057
Economic Development ..	393,792	565,484	430,286	453,635	455,866	453,632	454,003
Transportation.....	1,900	1,600	1,600	1,600	1,600	1,600	1,600
Recreation and Cultural							
Enrichment.....	264,547	265,710	313,625	319,514	325,135	325,435	325,736
Debt Service	1,132,045	1,175,040	1,237,040	1,395,737	1,488,824	1,557,166	1,625,423
GENERAL FUND TOTAL	\$ 40,800,979	\$ 44,610,395	\$ 48,338,491	\$ 49,932,379	\$ 50,941,912	\$ 51,610,589	\$ 52,300,410

General Fund

2024-25



Personal Income \$18,786,500 40.6%
 Consumption \$15,652,400 33.8%
 Corporation Taxes \$8,026,200 17.3%
 Other Taxes \$2,519,600 5.5%
 Nontax Revenue \$1,291,100 2.8%

Income

(Dollar Amounts in Thousands)

TOTAL INCOME	\$46,275,800
Refunds	(1,427,900)
Beginning Balance	7,070,402
Lapses	250,000
TOTAL	\$52,168,302

Outgo

(Dollar Amounts in Thousands)

TOTAL OUTGO	\$48,338,491
Budget Stabilization	
Reserve Fund	382,981
Plus Ending Surplus	3,446,830
TOTAL	\$52,168,302



Health and Human Services \$19,799,217 41.0%
 Education \$19,501,715 40.4%
 Protection of Persons and Property \$5,951,823 12.3%
 Debt Service \$1,237,040 2.6%
 Direction and Supportive Services \$1,084,158 2.2%
 Economic Development \$449,313 0.9%
 Other Programs \$315,225 0.6%

This presentation shows the amount and proportion for the major revenue sources and major program areas for the total General Fund.

Use of the General Fund Dollar

2024-25

Grants and Subsidies 78.3¢



General Government 10.1¢

Institutional 9.1¢

Debt Service 2.5¢

The majority of each General Fund dollar is returned to individuals, local governments, institutions, school districts, among others, in the form of grants and subsidies.

Seven Year Financial Statement

(Dollar Amounts in Thousands)

	2022-23 Actual	2023-24 Available	2024-25 Budget	2025-26 Estimated	2026-27 Estimated	2027-28 Estimated	2028-29 Estimated
Beginning Balance	\$ 5,537,421	\$ 8,084,871	\$ 7,070,402	\$ 3,446,830	\$ 45,496	\$ -	\$ -
Adjustment to Beginning Balance	9,000	75,000	-	-	-	-	-
Adjusted Beginning Balance.....	\$ 5,546,421	\$ 8,159,871	\$ 7,070,402	\$ 3,446,830	\$ 45,496	\$ -	\$ -
Revenue:							
Corporation Taxes	\$ 8,257,444	\$ 8,083,100	\$ 8,026,200	\$ 7,945,100	\$ 7,764,300	\$ 7,561,200	\$ 7,410,900
Consumption Taxes.....	15,423,032	15,494,400	15,652,400	16,108,600	16,511,200	16,875,900	17,338,100
Other Taxes	20,095,923	20,356,400	21,306,100	22,284,500	23,429,200	24,250,100	25,281,900
Nontax Revenue	1,140,749	1,333,200	1,291,100	1,387,000	1,425,300	1,381,500	1,280,400
Total Revenue Receipts	\$ 44,917,148	\$ 45,267,100	\$ 46,275,800	\$ 47,725,200	\$ 49,130,000	\$ 50,068,700	\$ 51,311,300
COVID-19 Enhanced FMAP.....	2,161,223	525,966	-	-	-	-	-
Refunds.....	(1,489,400)	(1,436,600)	(1,427,900)	(1,439,100)	(1,438,300)	(1,435,800)	(1,433,200)
Total Revenue	\$ 45,588,971	\$ 44,356,466	\$ 44,847,900	\$ 46,286,100	\$ 47,691,700	\$ 48,632,900	\$ 49,878,100
Prior Year Lapses	810,000	426,026	250,000	250,000	250,000	250,000	250,000
Funds Available	\$ 51,945,392	\$ 52,942,363	\$ 52,168,302	\$ 49,982,930	\$ 47,987,196	\$ 48,882,900	\$ 50,128,100
Expenditures:							
Appropriations.....	\$ 40,779,603	\$ 44,920,659	\$ 48,321,291	\$ 49,908,034	\$ 50,924,335	\$ 51,593,389	\$ 52,283,210
Executive Authorizations	21,376	101,683	17,200	24,345	17,577	17,200	17,200
Proposed Supplementals	-	(411,947)	-	-	-	-	-
COVID-19 Enhanced FMAP.....	2,161,223	525,966	-	-	-	-	-
Current Year Lapses	-	(50,000)	-	-	-	-	-
Total Expenditures.....	\$ 42,962,202	\$ 45,086,361	\$ 48,338,491	\$ 49,932,379	\$ 50,941,912	\$ 51,610,589	\$ 52,300,410
Preliminary Balance.....	\$ 8,983,190	\$ 7,856,002	\$ 3,829,811	\$ 50,551	\$ (2,954,716)	\$ (2,727,689)	\$ (2,172,310)
Transfer to Budget Stabilization							
Reserve Fund	(898,319)	(785,600)	(382,981)	(5,055)	2,954,716	2,727,689	2,172,310
Ending Balance	\$ 8,084,871	\$ 7,070,402	\$ 3,446,830	\$ 45,496	\$ -	\$ -	\$ -

Notes on Financial Statement

(Dollar Amounts in Thousands)

PROPOSED TAX AND REVENUE MODIFICATIONS

	2024-25
	Estimated
Adult Use Cannabis Tax	\$ 14,800
<p>A tax of 20 percent on the wholesale price of products sold through the regulated framework of the production and sales system, once legalized. Estimates assume sales commence January 1, 2025, with initial revenues realized in 2024-25. Proceeds from the tax are accounted for in the adult use cannabis restricted account. This budget proposes distributions from the restricted account of \$5 million for restorative justice; \$5 million to the Department of Agriculture for operations; \$2 million to State Police for enforcement; \$500,000 to the Department of Revenue for administration; and any remaining amounts to the General Fund. Transfer from restricted account to the General Fund: \$3.1 million; sales and use tax effect: \$11.7 million.</p>	
Skill Games Tax	\$ 150,400
<p>A tax of 42 percent on the daily gross gaming revenue from electronic gaming machines that involve an element of skill and are regulated by the Pennsylvania Gaming Control Board. This budget assumes the board collects the tax and deposits the money into a restricted account, which is then transferred to the General Fund. Estimates assume an effective date of July 1, 2024, with initial revenue collections realized in 2024-25.</p>	
Transfer to Tobacco Settlement Fund	\$ (115,300)
<p>A transfer of funds from the cigarette tax to the Tobacco Settlement Fund to replace monies deducted from the Master Settlement Agreement for deposit in the Tobacco Revenue Bond Debt Service Account is proposed.</p>	
Transfer to Environmental Stewardship Fund	\$ (9,900)
<p>A transfer of funds from the personal income tax to the Environmental Stewardship Fund for Growing Greener debt service payments is proposed.</p>	
Transfer to Pennsylvania Housing Affordability and Rehabilitation Enhancement Fund	\$ (20,400)
<p>This budget proposes to replace the transfer formula with increases in the transfer from the realty transfer tax with a cap of \$70 million in 2024-25; \$80 million in 2025-26; \$90 million in 2026-27; and \$100 million in 2027-28 and each year thereafter. Cost estimate in 2024-25 reflects the elimination of the transfer formula and the cap increase.</p>	
Transfer to Public Transportation Trust Fund	\$ (282,800)
<p>A new transfer to aid in the operations of the Public Transportation Trust Fund equal to 1.75 percent of total sales and use tax revenues collected, beginning July 1, 2024.</p>	
Minimum Wage	\$ 56,700
<p>An increase in the minimum wage from \$7.25 to \$15.00 per hour for non-tipped workers and \$9.00 per hour for tipped workers is proposed. Estimates assume an effective date of January 1, 2025. Personal income tax effect: \$22.6 million; sales and use tax effect: \$34.1 million.</p>	
TOTAL PROPOSED TAX AND REVENUE MODIFICATIONS	<u>\$ (206,500)</u>

Notes on Financial Statement
(Dollar Amounts in Thousands)
PROPOSED SUPPLEMENTAL APPROPRIATIONS

	2023-24 Available
STATE SUPPLEMENTAL APPROPRIATIONS	
Governor's Office	
Governor's Office.....	\$ 2,525
Executive Offices	
Office of General Counsel.....	\$ 720
Treasury	
General Obligation Debt Service.....	\$ (26,000)
Corrections	
State Correctional Institutions	\$ 83,344
State Field Supervision.....	7,115
Medical Care	10,447
Corrections Total	\$ 100,906
Education	
School Employees' Social Security	\$ (6,116)
Pupil Transportation.....	5,722
Education Total	\$ (394)
Emergency Management Agency	
General Government Operations	\$ 1,592
Human Services	
Medical Assistance-Long-Term Living	\$ 17,789
Long-Term Care Managed Care	782
Medical Assistance-Community HealthChoices	(175,209)
Intellectual Disabilities-Intermediate Care Facilities.....	13,623
County Administration-Statewide	(110)
Intellectual Disabilities-Community Base Program	(3,055)
Medical Assistance-Fee-for-Service.....	(64,530)
Medical Assistance-Capitation	(254,486)
Supplemental Grants-Aged, Blind, and Disabled	(12,263)
Youth Development Institutions and Forestry Camps.....	11,386
Intellectual Disabilities-Community Waiver Program	(32,487)
Medical Assistance-Workers with Disabilities.....	(6,061)
Human Services Total	\$ (504,621)

Notes on Financial Statement
 (Dollar Amounts in Thousands)
PROPOSED SUPPLEMENTAL APPROPRIATIONS

	2023-24 Available
Judiciary	
Supreme Court	\$ 517
Judicial Ethics Advisory Board	79
District Court Administrators	1,396
Court Administrator	1,496
Judicial Center Operations	121
Superior Court	1,147
Courts of Common Pleas	5,608
Judicial Education	125
Commonwealth Court	122
Magisterial District Judges	2,294
Municipal Court	420
Judiciary Total	<u>\$ 13,325</u>
TOTAL STATE SUPPLEMENTAL APPROPRIATIONS	<u>\$ (411,947)</u>
FEDERAL SUPPLEMENTAL APPROPRIATIONS	
Executive Offices	
NEA-Grants to the Arts-Administration	\$ 69
Attorney General	
Medicaid Fraud	\$ 50
Emergency Management Agency	
Fire Prevention	\$ 20
Human Services	
Medical Assistance-Capitation	\$ (1,000,000)
Medical Assistance-Long-Term Living	51,551
Other Federal Support-Cash Grants	1,000
Medical Assistance-Critical Access Hospitals	1,669
Medical Assistance-Workers with Disabilities	1,356
CCDFBG-Child Care Services	14,700
Medical Assistance-Transportation	4,665
Medical Assistance-Fee-for-Service	23,583
Autism Spectrum Disorder Surveillance Program	225
Affordable Connectivity Outreach-County Assistance Offices	500
Human Services Total	<u>\$ (900,751)</u>
TOTAL FEDERAL SUPPLEMENTAL APPROPRIATIONS	<u>\$ (900,612)</u>
TOTAL SUPPLEMENTAL APPROPRIATIONS	<u>\$ (1,312,559)</u>

Adjustments to Revenue Estimate

On December 15, 2023, the Official Estimate for fiscal year 2023-24 was certified to be \$44,610,600,000 in accordance with existing statutes, including Acts 33, 34, and 64 of 2023. The adjustments detailed below take into account actual revenue collections through the first six months of the fiscal year and projected collections for the remainder of the fiscal year based on current expectations for the economy and revenue trends as well as tax proposals for the budget.

	(Dollar Amounts in Thousands)		
	2023-24 Official Estimate	Adjustments	2023-24 Revised Estimate
TAX REVENUE			
Corporation Taxes			
Corporate Net Income Tax.....	\$ 5,633,500	\$ 181,600	\$ 5,815,100
Selective Business:			
Gross Receipts Tax.....	1,306,500	1,000	1,307,500
Public Utility Realty Tax.....	46,400	2,400	48,800
Insurance Premiums Tax.....	532,500	15,500	548,000
Financial Institutions Taxes.....	333,000	30,700	363,700
Total — Corporation Taxes.....	<u>\$ 7,851,900</u>	<u>\$ 231,200</u>	<u>\$ 8,083,100</u>
Consumption Taxes			
Sales and Use Tax.....	\$ 14,012,600	\$ 132,200	\$ 14,144,800
Cigarette Tax.....	709,300	(2,400)	706,900
Other Tobacco Products Tax.....	163,300	(8,400)	154,900
Malt Beverage Tax.....	21,800	500	22,300
Liquor Tax.....	465,500	-	465,500
Total — Consumption Taxes.....	<u>\$ 15,372,500</u>	<u>\$ 121,900</u>	<u>\$ 15,494,400</u>
Other Taxes			
Personal Income Tax.....	\$ 17,991,700	\$ (13,500)	\$ 17,978,200
Realty Transfer Tax.....	510,600	900	511,500
Inheritance Tax.....	1,479,900	90,900	1,570,800
Gaming Taxes.....	371,400	(400)	371,000
Minor and Repealed Taxes.....	(85,300)	10,200	(75,100)
Total — Other Taxes.....	<u>\$ 20,268,300</u>	<u>\$ 88,100</u>	<u>\$ 20,356,400</u>
TOTAL TAX REVENUE.....	<u>\$ 43,492,700</u>	<u>\$ 441,200</u>	<u>\$ 43,933,900</u>
NONTAX REVENUE			
State Stores Fund Transfer.....	\$ 185,100	\$ -	\$ 185,100
Licenses, Fees, and Miscellaneous:			
Licenses and Fees.....	160,300	7,000	167,300
Miscellaneous.....	707,200	208,600	915,800
Fines, Penalties, and Interest.....	65,300	(300)	65,000
TOTAL NONTAX REVENUE.....	<u>\$ 1,117,900</u>	<u>\$ 215,300</u>	<u>\$ 1,333,200</u>
GENERAL FUND TOTAL.....	<u>\$ 44,610,600</u>	<u>\$ 656,500</u>	<u>\$ 45,267,100</u>

General Fund Revenue Summary

Seven Year Summary of Revenues

The following tables include all General Fund revenues available for general appropriation. This table does not include special restricted receipts, receipts augmenting appropriations, or federal funds.

	(Dollar Amounts in Thousands)						
	2022-23	2023-24	2024-25	2025-26	2026-27	2027-28	2028-29
	Actual	Estimated	Budget	Estimated	Estimated	Estimated	Estimated
TAX REVENUE							
Corporation Taxes							
Corporate Net Income Tax	\$ 6,142,927	\$ 5,815,100	\$ 5,657,100	\$ 5,500,700	\$ 5,277,700	\$ 5,072,000	\$ 4,909,000
Selective Business:							
Gross Receipts Tax	1,180,963	1,307,500	1,322,900	1,356,300	1,373,200	1,368,600	1,361,100
Public Utility Realty Tax	45,976	48,800	49,700	50,600	51,500	52,400	53,400
Insurance Premiums Tax	521,761	548,000	576,700	586,800	603,200	612,700	620,100
Financial Institutions Taxes	365,817	363,700	419,800	450,700	458,700	455,500	467,300
Total - Corporation Taxes	\$ 8,257,444	\$ 8,083,100	\$ 8,026,200	\$ 7,945,100	\$ 7,764,300	\$ 7,561,200	\$ 7,410,900
Consumption Taxes							
Sales and Use Tax	\$ 14,024,416	\$ 14,144,800	\$ 14,329,200	\$ 14,784,200	\$ 15,185,000	\$ 15,546,300	\$ 16,002,100
Cigarette Tax	772,866	706,900	668,400	640,100	611,500	583,100	555,300
Other Tobacco Products Tax	152,568	154,900	161,000	171,000	181,200	191,700	203,700
Malt Beverage Tax	22,427	22,300	22,000	21,800	21,500	21,500	21,600
Liquor Tax	450,755	465,500	471,800	491,500	512,000	533,300	555,400
Total - Consumption Taxes	\$ 15,423,032	\$ 15,494,400	\$ 15,652,400	\$ 16,108,600	\$ 16,511,200	\$ 16,875,900	\$ 17,338,100
Other Taxes							
Personal Income Tax	\$ 17,628,105	\$ 17,978,200	\$ 18,786,500	\$ 19,629,800	\$ 20,637,000	\$ 21,365,400	\$ 22,309,800
Realty Transfer Tax	643,835	511,500	625,800	724,800	837,500	902,600	964,600
Inheritance Tax	1,524,380	1,570,800	1,587,100	1,619,900	1,649,500	1,689,500	1,721,500
Gaming Taxes	365,077	371,000	384,600	396,300	408,800	421,600	435,300
Minor and Repealed Taxes	(65,475)	(75,100)	(77,900)	(86,300)	(103,600)	(129,000)	(149,300)
Total - Other Taxes	\$ 20,095,923	\$ 20,356,400	\$ 21,306,100	\$ 22,284,500	\$ 23,429,200	\$ 24,250,100	\$ 25,281,900
TOTAL TAX REVENUE	\$ 43,776,399	\$ 43,933,900	\$ 44,984,700	\$ 46,338,200	\$ 47,704,700	\$ 48,687,200	\$ 50,030,900
NONTAX REVENUE							
State Stores Fund Transfer	\$ 185,100	\$ 185,100	\$ 185,100	\$ 185,100	\$ 185,100	\$ 185,100	\$ 185,100
Licenses, Fees, and Miscellaneous:							
Licenses and Fees	157,451	167,300	160,200	157,400	160,600	157,400	159,800
Miscellaneous	732,159	915,800	726,500	622,400	589,100	491,200	385,000
Adult Use Cannabis Tax Transfer	-	-	3,100	42,900	109,900	165,200	166,800
Skill Games Tax Transfer	-	-	150,400	313,400	314,800	316,800	317,900
Fines, Penalties, and Interest	66,038	65,000	65,800	65,800	65,800	65,800	65,800
TOTAL NONTAX REVENUE	\$ 1,140,749	\$ 1,333,200	\$ 1,291,100	\$ 1,387,000	\$ 1,425,300	\$ 1,381,500	\$ 1,280,400
GENERAL FUND TOTAL	\$ 44,917,148	\$ 45,267,100	\$ 46,275,800	\$ 47,725,200	\$ 49,130,000	\$ 50,068,700	\$ 51,311,300

General Fund Revenue Sources

This section briefly describes the tax and non-tax state revenue sources for the General Fund. For complete information, refer to the [Pennsylvania Tax Compendium](#) prepared by the Department of Revenue.

Corporate Net Income Tax

Tax Base: This tax is paid by all domestic and foreign corporations for the privilege of doing business, carrying on activities, or employing or owning capital or property in Pennsylvania. It is levied on federal taxable income with Pennsylvania modifications. If the business of the corporation is not transacted entirely within Pennsylvania, taxable income is usually determined by a single sales factor apportionment formula.

Tax Rate: The current tax rate of 8.49 percent has been in effect since January 1, 2024. In the tax year that began January 1, 2023, the rate was 8.99 percent. Prior to that, the tax rate had been 9.99 percent since 1995. The following rate reduction schedule applies going forward:

January 1, 2025	7.99 percent
January 1, 2026	7.49 percent
January 1, 2027	6.99 percent
January 1, 2028	6.49 percent
January 1, 2029	5.99 percent
January 1, 2030	5.49 percent
January 1, 2031	4.99 percent

Reference: Purdon's Title 72 P.S. §7401 — §7412

Gross Receipts Tax

Tax Base: The tax is levied on the gross receipts from business transacted within Pennsylvania by specified companies owned, operated, or leased by corporations, associations, or individuals. Gross receipts taxes are imposed upon private bankers; pipeline, conduit, steamboat, canal, slack water navigation, and transportation companies; telephone, telegraph, and mobile communications companies; electric light, water power, and hydroelectric companies; express companies; palace car and sleeping car companies; and freight oil transportation companies.

Tax Rate: The current tax rate on gross receipts from sales of electric energy within Pennsylvania is 59 mills and has been in effect since 2003. The current tax rate on other gross receipts is 50 mills and has been in effect since 1991.

Transfers: Alternative Fuels Incentive Grant Fund 0.25 mills

Reference: Purdon's Title 72 P.S. §8101 — §8102; 72 P.S. §2183— §2194

Public Utility Realty Tax

Tax Base: This tax is levied on the state taxable value of the property owned by utilities furnishing utility service and regulated by the Pennsylvania Public Utility Commission or similar regulatory body. The state taxable value is defined as the current market value of utility realty.

Tax Rate: The tax rate is set each year upon determination by the Department of Revenue of the required distribution of the realty tax equivalent to local tax authorities. Revenue from an additional 7.6 mills is deposited in the General Fund. For tax year 2004 and thereafter, the Department of Revenue calculates a gross receipts tax surcharge in the event that refunds for public utility realty tax appeals exceed \$5 million in the prior fiscal year. For tax year 2012 and forward, there has been no surcharge.

Reference: Purdon's Title 72 P.S. §8101-A — §8109-A

Insurance Premiums Tax

Tax Base:	This tax is paid by domestic and foreign insurance companies for the privilege of doing business in the Commonwealth. The tax is levied on premiums, premium deposits, or assessments received in the course of doing business in the Commonwealth.	
Tax Rate:	The rate is 2 percent of gross premiums plus a retaliatory tax where applicable. Marine insurance companies pay a 5 percent tax on underwriting profits attributable to Pennsylvania in lieu of the gross premiums tax. A tax of 3 percent is imposed on policies written with surplus lines agents or other nonadmitted insurers.	
Transfers:	Fire Insurance Tax Fund.....	The greater of \$85 million or 8.5 percent
	Municipal Pension Aid Fund	The greater of \$345 million or 38 percent
Reference:	Purdon's Title 72 P.S. §7901 — §7906	

Financial Institutions Tax

Tax Base:	The various classes of financial institutions are subject to three different taxes. The bank and trust company shares tax is levied on the value of total bank equity capital. Title Insurance companies pay a tax on their capital stock, while mutual thrift institutions are taxed on their net income.	
Tax Rate:	The bank and trust companies shares tax rate of 0.95 percent of the capital stock of banks has been in effect since January 1, 2017. The title insurance companies shares tax rate of 1.25 percent has been in effect since January 1, 1990. The mutual thrift institutions tax rate of 11.5 percent has been in effect since January 1, 1992.	
Reference:	Purdon's Title 72 P.S. §7701 — §7702. Bank and Trust Company Shares Tax. Purdon's Title 72 P.S. §8501 — §8505. Mutual Thrift Institution Tax. Purdon's Title 72 P.S. §7801 — §7806. Title Insurance Companies Shares Tax.	

Sales and Use Tax

Tax Base:	The tax is levied on the sale at retail, including rental, of tangible personal property and certain services, or upon the use within Pennsylvania of tangible personal property, or taxable services purchased at retail if the tax was not paid at time of purchase. A tax on occupancy of hotel rooms is imposed as part of the sales and use tax law.	
Tax Rate:	A bracket system based on 6 percent of purchase price for sales and use tax and 6 percent of rent for hotel occupancy tax. The current rate was enacted in 1968.	
Transfers:	Public Transportation Assistance Fund	0.947 percent of revenues
	Public Transportation Trust Fund	4.4 percent of revenues
		An additional transfer occurs which approximates 3.28 percent of revenues
	Commonwealth Financing Authority	Amount necessary for principal and interest obligations
	Transit Revitalization Investment District Fund	\$0.7 million annually
Reference:	Purdon's Title 72 P.S. §7201 et seq.	
Proposed Change:	This budget proposes a new transfer to aid in the operations of the Public Transportation Trust Fund equal to 1.75 percent of total sales and use tax revenues collected, beginning July 1, 2024.	

Cigarette Tax

Tax Base:	This tax is an excise tax on the sale or possession of cigarettes and little cigars weighing less than 4 pounds per 1,000 sticks in Pennsylvania.
Tax Rate:	The current tax rate of 13 cents per cigarette has been in effect since August 2016.
Transfers:	Children's Health Insurance Program..... Approximately \$30.7 million annually Agricultural Conservation Easement Purchase Fund.. Approximately \$25.5 million annually Local Cigarette Tax Fund See below Tobacco Settlement Fund..... \$115.3 million annually (must be reauthorized annually) for tobacco revenue bond service
	The Local Cigarette Tax Fund transfer will occur if prior year deposits into the Local Cigarette Tax Fund fall below \$58 million. The transfer is equal to the different between \$58 million and the prior year deposits into the fund.
Reference:	Purdon's Title 72 P.S. §8201 et seq.

Other Tobacco Products Tax

Tax Base:	The tax is levied on smokeless tobacco, pipe tobacco e-cigarettes, including any liquid or substance placed in or sold for use in e-cigarette, and any other tobacco products for chewing, ingesting, or smoking, except cigars.
Tax Rate:	The tax rate on the sale of e-cigarettes, including any liquid or substance placed in or sold for use in an e-cigarette, is 40 percent of the purchase price from the wholesaler. The rate of tax on roll-your-own, pipe tobacco, and smokeless tobacco is 55 cents (\$0.55) per ounce, with a minimum tax per package of 66 cents (\$0.66).
Reference:	Purdon's Title 72 P.S. §8201-A et seq.

Malt Beverage Tax

Tax Base:	The tax is assessed by volume on malt or brewed beverages sold to consumers in Pennsylvania. The tax is borne by the consumer, but manufacturers, distributors, and importers remit the tax to the Commonwealth.
Tax Rate:	The tax rate is two-thirds of a cent per half pint or fraction thereof, and in larger quantities at the rate of one cent per pint or fraction thereof. These rates have remained unchanged since 1947.
Reference:	Purdon's Title 72 P.S. §9001 et seq.

Liquor Tax

Tax Base:	This is a consumption tax on the sale of liquor by the Commonwealth. The distribution of liquor is a state enterprise under the auspices of the Pennsylvania Liquor Control Board (LCB). All liquors sold by the LCB are subject to this tax, which is calculated on the price paid by the consumer including mark-up, handling charge, and federal tax. The first sale of liquor also is subject to the sales and use tax at the time of purchase.
Tax Rate:	The current tax rate of 18 percent has been in effect since 1968.
Reference:	Purdon's Title 72 P.S. §794 — §796

Adult Use Cannabis

- Tax Base:** This budget proposes an adult use cannabis tax that would be imposed on the wholesale price of products sold through the regulated framework of the production and sales system, once legalized. Estimates assume sales would commence January 1, 2025. This budget deposits tax revenues into a restricted account for administration and other activities, transferring the balance to the General Fund.
- Tax Rate:** The proposed rate is 20 percent of the wholesale price of cannabis products sold through the regulated framework.
- Proposed Change:** This is a newly proposed tax.

Personal Income Tax

- Tax Base:** The personal income tax is levied against the taxable income of resident and nonresident individuals, estates and trusts, partnerships, S corporations, business trusts, and limited liability companies that are not taxed as corporations for federal purposes. This is a tax on eight classes of personal income taxable by the Commonwealth: compensation, net profits, interest, dividends, income from the disposition of property, rents, and royalties, gambling and lottery winnings including cash prizes of the Pennsylvania Lottery, and income from estates and trusts. Various credits, exclusions, and deductions are available to reduce tax liability.
- Tax Rate:** The current tax rate of 3.07 percent has been in effect since 2004.
- Transfers:**
- | | |
|--|--|
| Environmental Stewardship Fund..... | \$10.5 million in fiscal year 2023-24; reauthorized annually |
| Farm Show Complex Restricted Revenue Account | Approximately \$13.3 million annually |
| Election Integrity Restricted Account..... | \$45 million annually |
| Surface Mining Conservation and Reclamation Fund . | \$4 million in fiscal year 2023-24 |
- Reference:** Purdon's Title 72 P.S. §7301 et seq.

Realty Transfer Tax

- Tax Base:** The tax is levied on the value of the real estate transferred by a deed, instrument, or other writing.
- Tax Rate:** The current tax rate is 1 percent of the value of the property transferred.
- Transfers:**
- | | |
|--|--|
| Keystone Recreation, Park and Conservation Fund ... | 15 percent of prior month's receipts |
| Pennsylvania Housing Affordability and Rehabilitation Enhancement Fund | Determined by a formula; starting in fiscal year 2023-24, the transfer increased to a maximum of \$60 million per year |
- Reference:** Purdon's Title 72 P.S. §8101-C — §8113-C
- Proposed Change:** This budget proposes to replace the Pennsylvania Housing Affordability and Rehabilitation Enhancement Fund transfer formula in favor of a guaranteed \$70 million transfer in the budget year, and increase the amount by \$10 million each year until reaching \$100 million in fiscal year 2027-28.

Inheritance Tax

Tax Base:	This tax is levied on the value of assets transferred via will or other posthumous transfer of property.
Tax Rate:	Rates are based on the relationship of the decedent and the beneficiary. Transfers of non-jointly held property to spouses are taxed at a rate of 0 percent. Transfers between parents and decedents 21 years of age or younger are taxed at a rate of 0 percent. Transfers to other lineal beneficiaries are taxed at 4.5 percent. Transfers to siblings are subject to a 12 percent tax rate. Transfers to all other beneficiaries are taxed at 15 percent.
Reference:	Purdon's Title 72 P.S. §9101 et seq.

Table Games Tax

Tax Base:	These taxes are levied on gross table game revenue of licensed gaming entities. Gross table game revenue is generally cash or cash equivalents played on a table game less player winnings.
Tax Rate:	The current rate of 14 percent of gross table game revenue has been in place since August 1, 2016. In addition, there is a tax rate of 34 percent of gross table game revenue from table games played on fully automated electronic gaming tables.
Reference:	Purdon's Title 4 Pa.C.S.A. § 13A62.

Interactive Gaming and Multi-use Gaming Device Taxes

Tax Base:	The interactive gaming tax is levied on daily gross interactive gaming revenue from peer-to-peer games that simulate tables games. The multi-use gaming device tax is levied on daily gross interactive airport gaming revenue. The tax on games that simulate table games is deposited in the General Fund. The tax games simulating slots is deposited in other funds. The multi-use gaming device tax is deposited in the General Fund.
Tax Rate:	The rate for interactive gaming tax or the multi-use gaming device tax on games simulating table games is 14 percent of gross interactive gaming revenue. The interactive gaming tax or multi-use gaming device tax rate on games simulating slots is 52 percent of gross revenue.
Reference:	Purdon's Title 4 Pa.C.S.A. § 13B20.4 and 13B52.

Fantasy Contest Tax

Tax Base:	The fantasy contest tax is levied on fantasy contest adjusted revenue, which is the total amount of all entry fees minus prizes or awards for each contest, multiplied by the in-state percentage. The in-state percentage is, for each fantasy contest, the percentage of entry fees collected from all in-state participants divided by the total entry fees collected from all participants in the fantasy contest.
Tax Rate:	The rate is 15 percent of monthly fantasy adjusted revenue.
Reference:	Purdon's Title 4 Pa.C.S.A. § 331.

Skill Games Tax

- Tax Base:** This budget proposes a tax to be levied on the daily gross gaming revenue from electronic gaming machines that involve an element of skill and are regulated by the Pennsylvania Gaming Control Board. Estimates assume an effective date of July 1, 2024. This budget deposits tax revenues into a restricted account for administration, transferring the balance to the General Fund.
- Tax Rate:** The proposed rate for skill games is 42 percent of gross gaming revenue.
- Proposed Change:** This is a newly proposed tax.

Sports Wagering Tax

- Tax Base:** The sports wagering tax is levied on daily revenues received by holders of sports wagering certificates. The tax is applied to total daily cash received, less amounts paid towards prizes.
- Tax Rate:** The rate is 34 percent of daily gross sports wagering revenue.
- Transfers:** Sports, Marketing, and Tourism Account Greater of 5 percent of sports wagering tax or \$2.5 million annually. Not to exceed \$5 million.
- Reference:** Purdon's Title 4 Pa.C.S.A. § 13C62.

Minor and Repealed Taxes

Minor and Repealed Taxes Include:

- Tax on legal documents, Act of April 6, 1830, P.L. 272 (Purdon's Title 72 P.S. §3171)
- Excess motor vehicle rental tax, Act of June 16, 1994, P.L. 279 (Purdon's Title 72 P.S. §8601-A)
- State personal property tax, Act of June 22, 1935, P.L. 414 as amended
- Electric cooperative corporation tax, Electric Cooperative Law of 1990, 15 Pa.C.S.A. §7301 et seq.
- Agricultural cooperative associations corporate tax, Act of May 23, 1945, P.L. 893
- Capital stock and foreign franchise taxes, Act of March 4, 1971, P.L.6, No.2 (Purdon's Title 72 P.S. §7601—§7606)
- Wine excise tax, Act of June 8, 2016, P.L. 273, No. 39 (Purdon's 47 P.S. § 4-488)
- Tavern games tax, Act of November 27, 2013, P.L. 1045, No. 90 (Purdon's Title 10 P.S. § 328.909a)
- Consumer fireworks tax, Act of July 11, 2022, P.L. 762 (Purdon's Title 3 Pa.C.S.A. §1112).
- Accelerated deposits, an administrative classification of corporate tax payments used in the department's prior tax system.

Also included in minor and repealed are transfers to the Neighborhood Improvement Zone Fund, as established by Act 50 of 2009, Act 26 of 2011, and Act 87 of 2012; the City Revitalization and Improvement Zone Fund, as established by Act 52 of 2013; and the Military Installation Remediation program, established by Act 101 of 2019.

State Store Funds Transfer

The profits of Pennsylvania liquor stores are transferred by the Liquor Control Board (LCB) to the General Fund. The State Stores Fund Transfer is an amount determined by LCB to be available for transfer to the General Fund to be used for general appropriation purposes as provided by Act No. 412-½ of July 18, 1935, P.L. 1316 (Purdon's Title 47 P.S. §744-907b).

Licenses, Fees, and Miscellaneous Revenue

Licenses and fees include collections by Commonwealth agencies that are not specifically required by law to be placed in special funds to support a specific purpose. Although amounts obtained from an individual class of license very often are sufficient only to cover regulatory costs, any additional money is available for general purposes. Many licenses and fees are required by laws designed to protect the public from indiscriminate and unsafe practices.

Miscellaneous revenues include all other income to be used for general appropriation purposes in the General Fund, except monies which are given to the Commonwealth by individuals, or are provided by law to be deposited in the judicial computer system augmentation account in accordance with Act 79 of 1988 (Purdon's Title 42 Pa.C.S.A. §3733). Any fines, fees, or costs that are allocated to counties and municipalities are not affected by this act. Miscellaneous revenue also includes the remaining balance in the Video Gaming Fund that is not transferred to the Compulsive and Problem Gambling Treatment Fund on the last day of each fiscal year (Purdon's Title 4 Pa.C.S.A. § 4105).

Fines, Penalties, and Interest

This revenue source includes fines and penalties not required by law to be placed into a special fund for a specific purpose. Most of these fines and penalties collected by the various departments are an integral part of enforcement of the laws providing for licenses and fees.

General Fund Revenue Detail

General Fund Revenue Detail

(Dollar Amounts in Thousands)

	2022-23 Actual	2023-24 Estimated	2024-25 Budget
TAX REVENUE			
Corporate Net Income Tax	\$ 6,142,927	\$ 5,815,100	\$ 5,657,100
Gross Receipts Tax			
Electric, Hydroelectric, and Water Power.....	\$ 998,853	\$ 1,140,700	\$ 1,169,400
Telephone and Telegraph.....	184,793	169,800	156,600
Transportation.....	2,441	2,400	2,400
Alternative Fuel Incentive Grant Fund Transfer.....	(5,125)	(5,400)	(5,500)
SUBTOTAL.....	\$ 1,180,963	\$ 1,307,500	\$ 1,322,900
Public Utility Realty Tax	\$ 45,976	\$ 48,800	\$ 49,700
Insurance Premiums Tax			
Gross Collections.....	\$ 962,919	\$ 1,024,300	\$ 1,077,900
Municipal Pension Aid Fund Transfer.....	(356,158)	(389,200)	(409,600)
Fire Insurance Tax Fund Transfer.....	(85,000)	(87,100)	(91,600)
SUBTOTAL.....	\$ 521,761	\$ 548,000	\$ 576,700
Financial Institutions Taxes			
Federal Mutual Thrift Institutions.....	\$ 5,437	\$ 7,700	\$ 7,600
National Banks.....	245,331	248,200	290,500
State Banks.....	59,710	61,600	72,100
State Mutual Thrift Institutions.....	28,940	24,900	24,700
Trust Companies.....	26,399	21,300	24,900
SUBTOTAL.....	\$ 365,817	\$ 363,700	\$ 419,800
Sales and Use Tax			
Motor Vehicle.....	\$ 1,383,973	\$ 1,339,200	\$ 1,305,400
Non-Motor Vehicle.....	12,640,443	12,805,600	13,023,800
SUBTOTAL.....	\$ 14,024,416	\$ 14,144,800	\$ 14,329,200
Cigarette Tax	\$ 772,866	\$ 706,900	\$ 668,400
Other Tobacco Products Tax	\$ 152,568	\$ 154,900	\$ 161,000
Malt Beverage Tax	\$ 22,427	\$ 22,300	\$ 22,000
Liquor Tax	\$ 450,755	\$ 465,500	\$ 471,800

General Fund Revenue Detail

General Fund Revenue Detail, continued

(Dollar Amounts in Thousands)

	2022-23 Actual	2023-24 Estimated	2024-25 Budget
Personal Income Tax			
Non-Withholding	\$ 4,984,310	\$ 4,756,500	\$ 4,974,300
Withholding	12,643,795	13,221,700	13,812,200
SUBTOTAL	\$ 17,628,105	\$ 17,978,200	\$ 18,786,500
Realty Transfer Tax	\$ 643,835	\$ 511,500	\$ 625,800
Inheritance Tax			
Nonresident Inheritance and Estate Tax	\$ 13,454	\$ 13,700	\$ 13,800
Resident Inheritance and Estate Tax	1,510,926	1,557,100	1,573,300
SUBTOTAL	\$ 1,524,380	\$ 1,570,800	\$ 1,587,100
Gaming Taxes	\$ 365,077	\$ 371,000	\$ 384,600
Minor and Repealed Taxes			
Corporate Loans Tax	\$ 238	\$ 200	\$ 200
Excess Motor Vehicle Tax	15,209	15,500	15,800
Wine Excise Tax	3,613	3,700	3,800
Tax on Writs, Wills, and Deeds	1,161	1,200	1,200
NIZ State Tax Transfer	(58,466)	(61,200)	(63,100)
CRIZ State Tax Transfer	(12,226)	(17,000)	(17,700)
MIRP State Tax Transfer	(16,057)	(21,200)	(21,700)
Tavern Games	1,081	1,200	1,200
Miscellaneous Business Taxes	766	800	800
Fireworks Tax	10,986	400	300
Capital Stock and Franchise Taxes	(378)	-	-
Other	(11,402)	1,300	1,300
SUBTOTAL	\$ (65,475)	\$ (75,100)	\$ (77,900)
TOTAL TAX REVENUE	\$ 43,776,399	\$ 43,933,900	\$ 44,984,700
NONTAX REVENUE			
State Stores Fund Transfer	\$ 185,100	\$ 185,100	\$ 185,100
Licenses, Fees, and Miscellaneous			
Executive Offices			
MISCELLANEOUS REVENUE			
Miscellaneous	\$ (2,274)	\$ (2,274)	\$ (2,274)
Interest Transferred to Employee Benefits	(19,822)	(19,822)	(19,822)
DEPARTMENT TOTAL	\$ (22,095)	\$ (22,095)	\$ (22,095)
Auditor General			
LICENSES AND FEES			
Filing Fees - Board of Arbitration of Claims	\$ 1	\$ 2	\$ 2
DEPARTMENT TOTAL	\$ 1	\$ 2	\$ 2

General Fund Revenue Detail

General Fund Revenue Detail, continued

(Dollar Amounts in Thousands)

	2022-23 Actual	2023-24 Estimated	2024-25 Budget
Attorney General			
MISCELLANEOUS REVENUE			
Assessed Civil Penalties Payments	\$ 730	\$ 650	\$ 650
Miscellaneous	19,546	(485)	(485)
DEPARTMENT TOTAL	<u>\$ 20,276</u>	<u>\$ 165</u>	<u>\$ 165</u>
Treasury			
MISCELLANEOUS REVENUE			
Allocation Of Treasury Costs	\$ 4,700	\$ 4,703	\$ 4,750
Dividend Income Reinvested - Long Term	*	1	1
Interest On Average Collected Balance - WIC Program	-	5	5
Interest On Deposits	(1,023)	(500)	(500)
Interest On Securities	(4)	10	11
Miscellaneous	192	190	190
Redeposit of Checks	(121)	263	260
Treasury Investment Income	448,138	596,000	462,000
Unclaimed Property - Claim Payments	(275,000)	(170,000)	(175,000)
Unclaimed Property - Other Holder Deposits	473,160	390,000	385,000
Interest Transferred to Hodge Trust Fund	(4)	(1)	(1)
DEPARTMENT TOTAL	<u>\$ 650,036</u>	<u>\$ 820,671</u>	<u>\$ 676,716</u>
Agriculture			
LICENSES AND FEES			
Abattoir Licenses	\$ 4	\$ 1	\$ 4
Approved Inspectors Certificate and Registration Fees	2	2	2
Eating & Drinking Licenses	2,636	2,500	2,500
Egg Certification Fees	11	12	12
Garbage Feeders' Licenses	*	*	*
Ice Cream Licenses	126	130	130
Lab Directors' Exam Fees	1	2	2
Livestock Branding Fees	1	1	1
Poultry Technician Licenses	1	1	1
Pub Weighmasters (Under Act 155)	236	280	280
Registration Fee - Food Establishment	285	240	240
Rendering Plant Licenses	2	2	2
SUBTOTAL	<u>\$ 3,306</u>	<u>\$ 3,170</u>	<u>\$ 3,173</u>
MISCELLANEOUS REVENUE			
Miscellaneous	\$ (563)	\$ 2	\$ 2
DEPARTMENT TOTAL	<u>\$ 2,743</u>	<u>\$ 3,172</u>	<u>\$ 3,175</u>

General Fund Revenue Detail

General Fund Revenue Detail, continued

(Dollar Amounts in Thousands)

	2022-23 Actual	2023-24 Estimated	2024-25 Budget
Banking and Securities			
LICENSES AND FEES			
Licenses and Fees.....	\$ 33,083	\$ 32,030	\$ 32,030
DEPARTMENT TOTAL.....	\$ 33,083	\$ 32,030	\$ 32,030
Community and Economic Development			
LICENSES AND FEES			
Municipal Indebtedness Fees	\$ 123	\$ 150	\$ 150
MISCELLANEOUS REVENUE			
PA 1st Principal Repayment.....	\$ -	\$ -	\$ *
PA 1st Interest on Loans.....	-	-	*
Contract Interest.....	20	20	20
Business Infrastructure Development (BID) Principal Repayments	356	85	85
BID Interest on Loans Per Act 105 of 1984	18	15	13
PENNWORKS Interest on Loans.....	412	350	275
PENNWORKS Penalty Charges	*	*	*
PENNWORKS Principal Repayment.....	4,724	4,500	4,250
GENERAL Interest on Loans	2	1	1
General Principal Repayments	30	30	30
SUBTOTAL.....	\$ 5,562	\$ 5,001	\$ 4,674
DEPARTMENT TOTAL.....	\$ 5,685	\$ 5,151	\$ 4,824
Conservation and Natural Resources			
MISCELLANEOUS REVENUE			
Camp Leases	\$ 744	\$ 790	\$ 790
Ground Rents	15	19	19
Housing Rents.....	22	23	23
Mineral Sales.....	1	1	1
Miscellaneous.....	(12)	2	2
Sale of DEP Water Kits.....	-	*	*
Parks Consignment Sales.....	-	*	*
Rights-Of-Way	1,037	1,077	1,077
Water Leases	23	23	23
DEPARTMENT TOTAL.....	\$ 1,829	\$ 1,935	\$ 1,935

General Fund Revenue Detail

General Fund Revenue Detail, continued

(Dollar Amounts in Thousands)

	2022-23 Actual	2023-24 Estimated	2024-25 Budget
Corrections			
MISCELLANEOUS REVENUE			
Miscellaneous.....	\$ 16	\$ -	\$ -
Telephone Commissions	3,613	3,833	3,845
DEPARTMENT TOTAL	<u>\$ 3,630</u>	<u>\$ 3,833</u>	<u>\$ 3,845</u>
Education			
LICENSES AND FEES			
Fees For Licensing Private Schools.....	\$ 119	\$ 145	\$ 150
Private Academic School Teacher Certification Fees.....	51	51	51
Fees For Licensing Private Driver Training Schools.....	73	75	77
Fees Transcripts/Closed Private Schools.....	*	*	*
Secondary Education Evaluation Fees.....	15	16	16
Teacher Certification Fees.....	2,659	2,600	2,600
Fingerprint and FBI Background Check Fees.....	532	550	550
SUBTOTAL	<u>\$ 3,449</u>	<u>\$ 3,437</u>	<u>\$ 3,445</u>
MISCELLANEOUS REVENUE			
Refunds Of Expend Not Credited to Appropriations	*	-	-
DEPARTMENT TOTAL	<u>\$ 3,449</u>	<u>\$ 3,437</u>	<u>\$ 3,445</u>
Environmental Protection			
LICENSES AND FEES			
Certification of PA Shot Firers for Mine Blasting.....	\$ 22	\$ 12	\$ 12
Mining Program Blasters' Examination and Licensing Fees	18	22	22
Explosives Storage Permit Fees	72	72	72
Government Financed Cost Contracts	45	32	32
Hazardous Waste Facility Annual Permit Administration Fees	27	42	42
Hazardous Waste Facility Permit Application Fees	99	62	62
Hazardous Waste Storage Disposal Facilities Fee.....	56	35	35
Hazardous Waste Transporter License and Fees	49	50	50
Infectious & Chemical Waste Transport Fees	10	13	13
Municipal Waste Annual Permit Administration Fees	252	252	252
Municipal Waste Permit Application Fees	105	102	102
Residual Waste Permit Administration Fees	235	213	213
Residual Waste Permit Application/Modification Fees.....	74	74	74
Sewage Permit Fees	426	320	320
Submerged Land Fees	51	48	48
Water Bacteriological Examination Fees.....	5	5	5
Water Power and Supply Permit Fees	83	88	88
SUBTOTAL	<u>\$ 1,629</u>	<u>\$ 1,442</u>	<u>\$ 1,442</u>

General Fund Revenue Detail

General Fund Revenue Detail, continued

(Dollar Amounts in Thousands)

	2022-23 Actual	2023-24 Estimated	2024-25 Budget
MISCELLANEOUS REVENUE			
Ground Rentals	\$ 9	\$ 10	\$ 10
Miscellaneous.....	6	6	6
Payment To Occupy Submerged Lands.....	2,531	2,531	2,531
Refunds of Expenditures Not Credited to Appropriations	*	-	-
Rights-Of-Way	57	30	30
Royalties to Recovery of Materials - Schuylkill River.....	76	88	88
SUBTOTAL	<u>\$ 2,680</u>	<u>\$ 2,665</u>	<u>\$ 2,665</u>
DEPARTMENT TOTAL	<u>\$ 4,308</u>	<u>\$ 4,107</u>	<u>\$ 4,107</u>
Gaming Control Board			
LICENSES AND FEES			
VGT License Fees	\$ 91	\$ 40	\$ 20
VGT Application Fees.....	318	179	179
Fantasy Contest Authorization Fees	130	20	100
Sports Wagering Authorization Fees.....	95	50	10
Interactive Gaming Authorization Fees	9,149	14,820	2,880
Ancillary Table Games License Fees.....	430	645	150
SUBTOTAL	<u>\$ 10,212</u>	<u>\$ 15,754</u>	<u>\$ 3,339</u>
MISCELLANEOUS REVENUE			
DEPARTMENT TOTAL	<u>\$ 10,212</u>	<u>\$ 15,754</u>	<u>\$ 3,339</u>
General Services			
MISCELLANEOUS REVENUE			
Allocation of Purchasing Costs for Commonwealth Property.....	\$ 4,381	\$ 4,000	\$ 4,100
Real Estate Services	356	360	370
Rental of State Property.....	97	100	110
Right-to-Know.....	-	*	*
Sale of State Property.....	4,572	2,000	2,100
Sale of Property Escrow	46	50	55
Reading State Office Building	201	220	230
Scranton State Office Building	383	385	395
Rebates to be Distributed	222	220	230
DEPARTMENT TOTAL	<u>\$ 10,257</u>	<u>\$ 7,335</u>	<u>\$ 7,590</u>
Human Services			
LICENSES AND FEES			
Miscellaneous.....	\$ 69	\$ 70	\$ 70
MISCELLANEOUS REVENUE			
Miscellaneous.....	\$ 1	\$ 1	\$ 2
DEPARTMENT TOTAL	<u>\$ 70</u>	<u>\$ 71</u>	<u>\$ 72</u>

General Fund Revenue Detail

General Fund Revenue Detail, continued

(Dollar Amounts in Thousands)

	2022-23 Actual	2023-24 Estimated	2024-25 Budget
Health			
LICENSES AND FEES			
Bathing Place Program - Application Fees	\$ 1	\$ 1	\$ 1
Birth Certificate Fees	6,477	6,614	6,614
Birth Certificate Fees - Transfer	(3,251)	(3,508)	(3,508)
Home Care Agency Licensure Fees	498	442	442
Hospice Licensing Fees	8	7	7
Miscellaneous Licensure Fees	238	217	217
Nursing Home Licenses	315	253	253
Pediatric Extended Care Licensing Fees	5	4	4
Profit Making Hospital Licenses	236	220	220
Organized Camps Program Fees	3	3	3
Registration Fees - Hearing Aid Act	112	110	110
Registration Fees - Drugs Devices and Cosmetics Act	552	560	560
Vital Statistics Fees	1,317	1,158	1,158
Wholesale Prescription Drug Distribution Licenses	24	25	25
Milk Bank Licensing Fees	1	2	2
SUBTOTAL	\$ 6,538	\$ 6,108	\$ 6,108
MISCELLANEOUS REVENUE			
Miscellaneous	\$ 45	\$ 51	\$ 51
DEPARTMENT TOTAL	\$ 6,583	\$ 6,159	\$ 6,159
Historical and Museum Commission			
MISCELLANEOUS REVENUE			
Refunds of Expenditures	\$ *	\$ -	\$ -
DEPARTMENT TOTAL	\$ *	\$ -	\$ -
Insurance			
LICENSES AND FEES			
Agents' Licenses	\$ 58,862	\$ 54,000	\$ 55,000
Brokers' Licenses	17,657	17,700	17,700
Division of Companies Certification - Certificates and Filing Fees	2,030	1,900	1,900
Miscellaneous Fees	497	500	500
Contra Transfers	(45,533)	(42,050)	(42,550)
Valuation of Policies Fees	11,535	10,000	10,000
SUBTOTAL	\$ 45,048	\$ 42,050	\$ 42,550
MISCELLANEOUS REVENUE			
Miscellaneous	\$ 19	\$ -	\$ -
DEPARTMENT TOTAL	\$ 45,067	\$ 42,050	\$ 42,550

General Fund Revenue Detail

General Fund Revenue Detail, continued

(Dollar Amounts in Thousands)

	2022-23	2023-24	2024-25
	Actual	Estimated	Budget
Labor and Industry			
LICENSES AND FEES			
Building Accessibility Plan Review and Inspection Fees	\$ 33	\$ 70	\$ 72
Approval Of Building Plan Fees	244	1,000	1,100
Approval Of Elevator Plan Fees	1,204	2,700	2,750
Bedding and Upholstery Fees	807	1,550	1,600
Boiler Inspections Fees	1,999	5,500	5,650
Boiler Plan Fees	149	350	360
Elevator Inspection Fees	1,222	2,100	2,150
Flammable Liquids Storage Fees	182	535	550
Industrial Board Variance, Appeal, and Time Extension Fees	168	430	435
Liquefied Petroleum Gas Plan Fees	2	11	11
Liquefied Petroleum Gas Registration Fees	212	425	430
Stuffed Toys Manufacturers' Registration Fees	54	135	140
Uniform Commercial Code Certifications	56	118	120
SUBTOTAL	\$ 6,333	\$ 14,924	\$ 15,368
MISCELLANEOUS REVENUE			
Miscellaneous	\$ 195	\$ -	\$ -
DEPARTMENT TOTAL	\$ 6,528	\$ 14,924	\$ 15,368
Revenue			
LICENSES AND FEES			
Certification and Copy Fees	\$ 68	\$ 83	\$ 87
Cigarette Permit Fees	968	624	774
Domestic Violence and Rape Crisis Program Fee	796	837	783
Expanded Gaming License Fees Per Act 42 of 2017	-	-	2,500
SUBTOTAL	\$ 1,832	\$ 1,544	\$ 4,143
MISCELLANEOUS REVENUE			
Exempt Collections Per Act 1992-67	\$ 14,723	\$ 13,653	\$ 13,235
District Justice Costs	10,759	10,128	9,869
Act 64 - Contra District Justice Costs	(3,128)	(2,497)	(2,238)
Miscellaneous	144	189	189
Distribution Due Absentee	83	82	82
SUBTOTAL	\$ 22,580	\$ 21,555	\$ 21,137
DEPARTMENT TOTAL	\$ 24,411	\$ 23,098	\$ 25,280

General Fund Revenue Detail

General Fund Revenue Detail, continued

(Dollar Amounts in Thousands)

	2022-23 Actual	2023-24 Estimated	2024-25 Budget
State			
LICENSES AND FEES			
Charities Bureau Registration Fees	\$ 3,497	\$ 3,582	\$ 3,653
Commission and Filing Fees - Bureau of Elections	807	807	807
Commission and Filing Fees - Corporation Bureau	40,404	41,212	42,808
Campaign Finance Fee	156	120	120
Notary Public Commission Fees	929	939	959
SUBTOTAL	<u>\$ 45,792</u>	<u>\$ 46,660</u>	<u>\$ 48,347</u>
MISCELLANEOUS REVENUE			
Prof. & Occupational Affairs Credit Card Transfer	\$ 1,948	\$ -	\$ -
Interest Transferred to HAVA Program	(274)	-	-
Refunds of Expenditures Not Credited to Appropriations	*	-	-
SUBTOTAL	<u>\$ 1,674</u>	<u>\$ -</u>	<u>\$ -</u>
DEPARTMENT TOTAL	<u>\$ 47,466</u>	<u>\$ 46,660</u>	<u>\$ 48,347</u>
State Police			
MISCELLANEOUS REVENUE			
Act 64 - Contra Miscellaneous Revenue	\$ (466)	\$ -	\$ -
Miscellaneous	192	476	476
DEPARTMENT TOTAL	<u>\$ (274)</u>	<u>\$ 476</u>	<u>\$ 476</u>
Other			
LICENSES AND FEES			
Liquor Control Board - Small Games of Chance – License Fees	\$ 37	\$ *	\$ *
MISCELLANEOUS REVENUE			
Payments in Lieu of Taxes - SWIF	\$ 1,417	\$ 2,000	\$ 2,000
Insurance Contra IROF Return	16,802	21,180	6,882
Transfers From Special Funds	18,090	51,000	20,500
Adult Use Cannabis Tax Transfer	-	-	3,100
Skill Games Tax Transfer	-	-	150,400
DEPARTMENT TOTAL	<u>\$ 36,346</u>	<u>\$ 74,180</u>	<u>\$ 182,882</u>
Total Licenses, Fees, and Miscellaneous	<u>\$ 889,611</u>	<u>\$ 1,083,113</u>	<u>\$ 1,040,210</u>
Fines, Penalties, and Interest			
Attorney General			
Criminal Restitution General Fund	\$ 4	\$ 20	\$ 20

General Fund Revenue Detail

General Fund Revenue Detail, continued

	(Dollar Amounts in Thousands)		
	2022-23 Actual	2023-24 Estimated	2024-25 Budget
Agriculture			
Amusement Rides and Attractions - Fines	\$ -	\$ 3	\$ 3
General Food Fines	8	10	10
Civil Penalties - Food Establishments	1	1	1
Miscellaneous Fines	2	8	8
Conservational and Natural Resources			
Miscellaneous Fines	\$ -	\$ *	\$ *
Ethics Commission			
Ethics Act Violations Per Act 170 of 1978	\$ 120	\$ 35	\$ 70
Lobbying Act Civil Penalties Per Act 134 of 2006	-	20	40
Gaming Control Board			
Miscellaneous Fines and Penalties	\$ 607	\$ 495	\$ 495
Health			
Non-Compliance Fines and Penalties BA67	\$ 4	\$ 2	\$ 2
Insurance			
Miscellaneous Fines	\$ 1,052	\$ 1,000	\$ 1,000
Surcharge on Moving Vehicles Violations	24,174	24,600	24,600
Labor and Industry			
Minor Labor Law Fines	\$ 1	\$ -	\$ -
BOIS Regulatory Fines	*	1	1
Miscellaneous Fines	63	-	-
Judicial Computer System Collections Per Act 59 of 1990 and Act 64 of 1987....	(6)	-	-
Public Utility Commission			
Violation of Order Fines	\$ 1,674	\$ 500	\$ 500
Revenue			
CRIZ Program Penalties	\$ -	\$ 3	\$ 3
Commercial Driver Fines	435	270	317
Act 64 - Contra Vehicle Code Fines	(4,055)	(6,415)	(6,415)
Act 64 - Contra Vehicle Code Fines	(879)	(2,041)	(2,003)
Vehicle Codes Fines - Local Police Enforcement	14,689	15,851	15,813
Vehicle Code Fines - Overweight Trucks	197	308	308
Vehicle Code Fines - State Police Enforcement	13,404	15,765	15,765
Transportation			
Emission Regulation Fines & Penalties	\$ 52	\$ 52	\$ 53
Fines - Restoration - Operating Privileges	10,424	10,500	10,700
Restoration of Vehicle Registration	4,067	4,000	4,500
Total Fines, Penalties, and Interest	\$ 66,038	\$ 65,006	\$ 65,789
TOTAL NONTAX REVENUES	\$ 1,140,749	\$ 1,333,200	\$ 1,291,100
TOTAL GENERAL FUND REVENUES	\$ 44,917,148	\$ 45,267,100	\$ 46,275,800

* Between (\$500) and \$500.
Details may not add to totals due to rounding.

General Fund Revenue History

Revenue History

This table shows six years of actual General Fund revenues available for general appropriation. This table does not include special restricted receipts, receipts augmenting appropriations, or federal funds.

	(Dollar Amounts in Thousands)					
	2017-2018	2018-2019	2019-2020	2020-2021	2021-2022	2022-2023
	Actual	Actual	Actual	Actual	Actual	Actual
TAX REVENUE						
Corporation Taxes						
Corporate Net Income Tax	\$ 2,879,024	\$ 3,397,543	\$ 2,826,881	\$ 4,423,759	\$ 5,323,091	\$ 6,142,927
Selective Business:						
Gross Receipts Tax	1,149,934	1,250,052	1,104,261	989,981	1,022,443	1,180,963
Public Utility Realty Tax	33,817	36,293	37,822	40,214	39,498	45,976
Insurance Premiums Tax	450,857	444,303	473,579	451,784	482,284	521,761
Financial Institutions Taxes	371,314	380,138	392,886	422,977	448,804	365,817
Total - Corporation Taxes	\$ 4,884,945	\$ 5,508,328	\$ 4,835,429	\$ 6,328,715	\$ 7,316,120	\$ 8,257,444
Consumption Taxes						
Sales and Use Tax	\$ 10,381,360	\$ 11,099,648	\$ 10,817,808	\$ 12,834,895	\$ 13,914,255	\$ 14,024,416
Cigarette Tax	1,198,252	1,118,764	924,341	964,201	874,065	772,866
Other Tobacco Products Tax	119,120	129,930	127,274	134,893	149,417	152,568
Malt Beverage Tax	24,115	23,534	23,167	23,271	22,473	22,427
Liquor Tax	371,508	381,876	365,707	415,839	431,264	450,755
Total - Consumption Taxes	\$ 12,094,354	\$ 12,753,752	\$ 12,258,298	\$ 14,373,099	\$ 15,391,474	\$ 15,423,032
Other Taxes						
Personal Income Tax	\$ 13,398,955	\$ 14,095,522	\$ 12,835,000	\$ 16,283,385	\$ 18,125,689	\$ 17,628,105
Realty Transfer Tax	514,441	533,981	497,792	640,233	847,072	643,835
Inheritance Tax	1,019,323	1,053,588	1,082,038	1,345,500	1,550,429	1,524,380
Gaming Taxes	123,059 ^a	131,673	143,022	241,834	307,857	365,077
Minor and Repealed Taxes	(31,675) ^b	(20,539)	(40,646)	(33,130)	(49,997) ^c	(65,475) ^c
Total - Other Taxes	\$ 15,024,102	\$ 15,794,224	\$ 14,517,206	\$ 18,477,822	\$ 20,781,049	\$ 20,095,923
TOTAL TAX REVENUE	\$ 32,003,401	\$ 34,056,304	\$ 31,610,933	\$ 39,179,636	\$ 43,488,644	\$ 43,776,399
NONTAX REVENUE						
State Stores Fund Transfer	\$ 185,100	\$ 185,100	\$ 185,100	\$ 185,100	\$ 185,100	\$ 185,100
Licenses, Fees, and Miscellaneous:						
Licenses and Fees	322,964	326,835	133,407	187,242	168,025	157,451
Miscellaneous	1,980,128	216,729	278,439	775,911	4,225,567	732,159
Fines, Penalties, and Interest	75,355	72,910	67,984	64,128	66,885	66,038
TOTAL NONTAX REVENUE	\$ 2,563,547	\$ 801,574	\$ 664,930	\$ 1,212,382	\$ 4,645,577	\$ 1,140,749
GENERAL FUND TOTAL	\$ 34,566,948	\$ 34,857,878	\$ 32,275,863	\$ 40,392,018	\$ 48,134,220	\$ 44,917,148

^a This includes revenues originally collected under the Table Games revenue classification.

^b This includes revenues originally collected under the Capital Stock and Franchise Taxes revenue classification.

^c This includes accelerated deposits, an administrative classification of corporate tax payments used in the department's prior tax system.

Details may not add to totals due to rounding.

Summary by Department

(Dollar Amounts in Thousands)

	2022-23 Actual	2023-24 Available	2024-25 Budget
<u>GOVERNOR'S OFFICE:</u>			
<i>General Government:</i>			
Governor's Office	\$ 6,899	\$ 10,664	\$ 11,634
TOTAL STATE FUNDS.....	\$ 6,899	\$ 10,664	\$ 11,634
Augmentations	1,416	-	-
DEPARTMENT TOTAL	\$ 8,315	\$ 10,664	\$ 11,634
<u>LIEUTENANT GOVERNOR:</u>			
<i>General Government:</i>			
Lieutenant Governor's Office	\$ 1,108	\$ 1,597	\$ 1,648
TOTAL STATE FUNDS.....	\$ 1,108	\$ 1,597	\$ 1,648
DEPARTMENT TOTAL	\$ 1,108	\$ 1,597	\$ 1,648
<u>EXECUTIVE OFFICES:</u>			
<i>General Government:</i>			
Office of Administration	\$ 11,170	\$ 16,225	\$ 19,501
Commonwealth Office of Digital Experience.....	-	-	34,052
Office of State Inspector General	5,176	6,000	6,607
State Inspector General-Welfare Fraud	12,721	12,850	13,647
Office of the Budget.....	25,128	28,535	26,149
Enterprise Systems Lifecycle.....	-	-	38,000
Audit of the Auditor General	-	99	-
Transfer to School Environmental Repairs Program (EA).....	-	75,000	-
Office of General Counsel	6,007	7,531	9,241
Human Relations Commission	9,713	10,421	11,592
Council on the Arts.....	892	993	1,070
Juvenile Court Judges' Commission	3,066	3,152	3,449
Subtotal	\$ 73,873	\$ 160,806	\$ 163,308
<i>Grants and Subsidies:</i>			
Law Enforcement Activities	\$ 8,000	\$ 4,000	\$ 3,000
Grants to the Arts	9,590	9,590	9,590
Juvenile Probation Services	18,945	18,945	18,945
Subtotal	\$ 36,535	\$ 32,535	\$ 31,535
TOTAL STATE FUNDS.....	\$ 110,408	\$ 193,341	\$ 194,843
Federal Funds.....	64,529	26,423	19,514
Augmentations	493,987	549,349	588,625
Restricted.....	33,239	35,156	34,704
DEPARTMENT TOTAL	\$ 702,163	\$ 804,269	\$ 837,686

Summary by Department, continued

	(Dollar Amounts in Thousands)		
	2022-23	2023-24	2024-25
	Actual	Available	Budget
<u>COMMISSIONS ON CRIME AND DELINQUENCY:</u>			
General Government:			
Commission on Crime and Delinquency	\$ 16,927	\$ 23,583	\$ 26,008
Violence and Delinquency Prevention Programs	4,183	4,338	4,338
Office of Safe Schools Advocate	379	382	382
Subtotal	\$ 21,489	\$ 28,303	\$ 30,728
Grants and Subsidies:			
Violence Intervention and Prevention	\$ 30,000	\$ 40,000	\$ 100,000
Gun Violence Investigation and Prosecution.....	-	-	37,500
Indigent Defense	-	7,500	10,000
Improvement of Adult Probation Services.....	16,222	16,222	20,222
Intermediate Punishment Treatment Programs	18,167	18,167	18,167
Transfer to Nonprofit Security Grant Fund.....	5,000	5,000	10,000
Transfer to School Safety and Security Fund-Targeted Grants.....	-	-	11,000
Transfer to Crime Victim Services and Compensation Fund.....	-	-	5,000
Victims of Juvenile Offenders	1,300	1,300	1,300
Subtotal	\$ 70,689	\$ 88,189	\$ 213,189
TOTAL STATE FUNDS.....	\$ 92,178	\$ 116,492	\$ 243,917
Federal Funds	231,095	199,973	200,472
Augmentations	6,221	16,164	3,420
Restricted.....	21,163	28,962	25,500
DEPARTMENT TOTAL	\$ 350,657	\$ 361,591	\$ 473,309
<u>ATTORNEY GENERAL:</u>			
General Government:			
General Government Operations.....	\$ 51,369	\$ 52,709	\$ 63,899
Drug Law Enforcement.....	52,352	59,668	62,512
Joint Local-State Firearm Task Force.....	7,601	13,969	14,669
Witness Relocation.....	1,215	1,215	1,215
Child Predator Interception.....	6,207	7,018	7,921
Tobacco Law Enforcement.....	1,406	1,691	2,029
School Safety.....	1,996	2,346	2,566
Subtotal	\$ 122,146	\$ 138,616	\$ 154,811
Grants and Subsidies:			
County Trial Reimbursement.....	\$ 200	\$ 200	\$ 200
TOTAL STATE FUNDS.....	\$ 122,346	\$ 138,816	\$ 155,011
Federal Funds	17,774	18,387	18,981
Augmentations	477	424	472
Restricted.....	66,830	72,272	68,276
DEPARTMENT TOTAL	\$ 207,427	\$ 229,899	\$ 242,740

Summary by Department, continued

	(Dollar Amounts in Thousands)		
	2022-23	2023-24	2024-25
	Actual	Available	Budget
AUDITOR GENERAL:			
General Government:			
Auditor General's Office	\$ 41,926	\$ 43,839	\$ 43,839
Special Financial Audits	500	-	-
Transition-Governor	175	-	-
Security and Other Expenses-Outgoing Governor	100	-	-
Board of Claims.....	1,768	1,935	2,010
Subtotal	<u>\$ 44,469</u>	<u>\$ 45,774</u>	<u>\$ 45,849</u>
TOTAL STATE FUNDS.....	<u>\$ 44,469</u>	<u>\$ 45,774</u>	<u>\$ 45,849</u>
Augmentations	<u>9,250</u>	<u>13,820</u>	<u>16,430</u>
DEPARTMENT TOTAL	<u>\$ 53,719</u>	<u>\$ 59,594</u>	<u>\$ 62,279</u>
TREASURY:			
General Government:			
General Government Operations.....	\$ 39,637	\$ 45,365	\$ 46,104
Divestiture Reimbursement	15	87	2,485
Publishing Monthly Statements	5	-	-
Intergovernmental Organizations.....	1,205	1,251	1,278
Information Technology Cyber Security.....	1,000	1,000	1,150
Board of Finance and Revenue	3,275	3,384	3,660
Subtotal	<u>\$ 45,137</u>	<u>\$ 51,087</u>	<u>\$ 54,677</u>
Grants and Subsidies:			
Law Enforcement and Emergency Response Death Benefit.....	\$ 3,330	\$ 3,330	\$ 3,330
Transfer to ABLE Fund.....	900	900	1,130
Subtotal	<u>\$ 4,230</u>	<u>\$ 4,230</u>	<u>\$ 4,460</u>
Debt Service:			
Loan and Transfer Agent.....	\$ 40	\$ 40	\$ 40
General Obligation Debt Service	1,132,000	1,175,000	1,237,000
Subtotal	<u>\$ 1,132,040</u>	<u>\$ 1,175,040</u>	<u>\$ 1,237,040</u>
TOTAL STATE FUNDS.....	<u>\$ 1,181,407</u>	<u>\$ 1,230,357</u>	<u>\$ 1,296,177</u>
Federal Funds	-	-	-
Augmentations	<u>9,358</u>	<u>7,930</u>	<u>7,440</u>
DEPARTMENT TOTAL	<u>\$ 1,190,765</u>	<u>\$ 1,238,287</u>	<u>\$ 1,303,617</u>
AGING:			
Federal Funds	\$ 117,344	\$ 115,896	\$ 114,658
DEPARTMENT TOTAL	<u>\$ 117,344</u>	<u>\$ 115,896</u>	<u>\$ 114,658</u>
AGRICULTURE:			
General Government:			
General Government Operations.....	\$ 38,748	\$ 43,361	\$ 52,371
Agricultural Preparedness and Response.....	34,000	34,000	34,145
Agricultural Excellence	3,050	3,300	3,300

Summary by Department, continued

(Dollar Amounts in Thousands)

	2022-23	2023-24	2024-25
	Actual	Available	Budget
Agricultural Business and Workforce Investment	4,500	4,800	10,400
Farmers' Market Food Coupons	2,079	2,079	2,079
Agricultural Research	2,187	2,187	2,187
Agricultural Promotion, Education, and Exports	303	303	303
Agricultural Innovation Development	-	-	10,260
Hardwoods Research and Promotion	474	725	725
Subtotal	\$ 85,341	\$ 90,755	\$ 115,770
Grants and Subsidies:			
Livestock and Consumer Health Protection	\$ 1,000	\$ 1,000	\$ 1,000
Animal Health and Diagnostic Commission	6,000	11,350	11,000
Livestock Show	215	215	215
Open Dairy Show	215	215	215
Youth Shows	169	169	169
State Food Purchase	24,688	26,688	20,188
PA Agricultural Surplus System	-	-	8,500
Senior Food Box	-	-	1,000
Food Marketing and Research	494	494	494
Fresh Food Financing Initiative	-	2,000	2,000
Transfer to Nutrient Management Fund	6,200	6,200	6,200
Transfer to Conservation District Fund	2,669	2,669	2,669
Transfer to Agricultural College Land Scrip Fund	57,710	57,710	60,596
Transfer to Farm Products Show Fund	5,000	5,000	5,000
PA Preferred Program Trademark Licensing	3,205	2,905	2,905
University of Pennsylvania-Veterinary Activities	31,660	-	31,660
University of Pennsylvania-Center for Infectious Disease	1,893	-	1,893
Subtotal	\$ 141,118	\$ 116,615	\$ 155,704
TOTAL STATE FUNDS	\$ 226,459	\$ 207,370	\$ 271,474
Federal Funds	139,495	155,010	108,440
Augmentations	3,635	3,493	3,408
Restricted	12,473	16,769	22,737
DEPARTMENT TOTAL	\$ 382,062	\$ 382,642	\$ 406,059
<u>BANKING AND SECURITIES:</u>			
Restricted	\$ 8,882	\$ 9,290	\$ 9,900
DEPARTMENT TOTAL	\$ 8,882	\$ 9,290	\$ 9,900
<u>COMMUNITY AND ECONOMIC DEVELOPMENT:</u>			
General Government:			
General Government Operations	\$ 30,747	\$ 32,544	\$ 31,014
Center for Local Government Services	4,424	4,735	5,320
Office of Open Records	3,627	3,895	4,592

Summary by Department, continued

(Dollar Amounts in Thousands)

	2022-23	2023-24	2024-25
	Actual	Available	Budget
Office of International Business Development	5,969	7,173	7,173
Marketing to Attract Tourists.....	29,965	31,365	19,437
Marketing to Attract Business	2,016	2,064	5,084
Base Realignment and Closure	556	556	667
Subtotal	<u>\$ 77,304</u>	<u>\$ 82,332</u>	<u>\$ 73,287</u>
Grants and Subsidies:			
Transfer to Municipalities Financial Recovery Revolving Fund	\$ 4,500	\$ 5,500	\$ 14,300
Transfer to Ben Franklin Tech. Development Authority Fund.....	17,000	17,000	17,000
PA Innovation.....	-	-	20,000
Invent Penn State.....	2,350	-	-
Intergovernmental Cooperation Authority-3rd Class Cities.....	100	100	100
Pennsylvania First.....	20,000	33,000	42,000
Regional Economic Competitiveness Challenge.....	-	-	3,500
Municipal Assistance Program	546	2,000	2,000
Keystone Communities	36,970	37,666	-
Main Street Matters	-	-	25,000
Appalachian Regional Commission	-	750	750
Partnerships for Regional Economic Performance.....	10,880	10,880	10,880
Manufacturing PA.....	12,000	13,000	13,000
Strategic Management Planning Program	2,367	3,617	3,617
Tourism-Accredited Zoos	1,000	1,000	1,000
Infrastructure Technology Assistance Program	2,500	2,500	2,500
Super Computer Center	500	500	500
Powdered Metals	100	100	100
Rural Leadership Training	100	100	100
Infrastructure and Facilities Improvement Grants	10,000	10,000	10,000
Public Television Technology	-	-	875
America250PA	-	2,500	2,500
Food Access Initiative	1,000	1,000	1,000
Local Government Emergency Housing Support	-	-	5,000
Community and Economic Assistance.....	66,735	81,408	-
Workforce Development.....	5,000	8,000	-
Historically Disadvantaged Business Assistance	-	20,000	20,000
Foundations in Industry	-	3,000	5,000
Local Municipal Relief	45,850	45,050	-
PA SITES Debt Service.....	-	-	15,404

Summary by Department, continued

	(Dollar Amounts in Thousands)		
	2022-23	2023-24	2024-25
	Actual	Available	Budget
Hospital and Health System Emergency Relief.....	-	50,000	-
Whole Home Repairs	-	50,000	50,000
Subtotal	\$ 239,498	\$ 398,671	\$ 266,126
TOTAL STATE FUNDS.....	\$ 316,802	\$ 481,003	\$ 339,413
Federal Funds	1,117,431	737,028	1,510,707
Augmentations	7,369	7,130	7,130
Restricted.....	51,861	58,238	60,712
DEPARTMENT TOTAL	\$ 1,493,463	\$ 1,283,399	\$ 1,917,962
<u>CONSERVATION AND NATURAL RESOURCES:</u>			
<i>General Government:</i>			
General Government Operations.....	\$ 29,465	\$ 29,465	\$ 37,740
State Parks Operations	60,787	60,787	80,244
State Forests Operations.....	44,431	44,431	59,448
Forest Pest Management	3,000	3,000	4,500
Parks, Forests, and Recreation Projects.....	900	900	900
Subtotal	\$ 138,583	\$ 138,583	\$ 182,832
<i>Grants and Subsidies:</i>			
Heritage Parks	\$ 4,852	\$ 5,000	\$ 5,000
Annual Fixed Charges-Flood Lands	70	70	70
Annual Fixed Charges-Project 70.....	88	88	88
Annual Fixed Charges-Forest Lands	7,932	7,962	7,962
Annual Fixed Charges-Park Lands	430	415	415
Subtotal	\$ 13,372	\$ 13,535	\$ 13,535
TOTAL STATE FUNDS.....	\$ 151,955	\$ 152,118	\$ 196,367
Federal Funds	112,690	167,640	147,055
Augmentations	53,704	60,339	66,093
Restricted.....	9,767	26,259	11,382
DEPARTMENT TOTAL	\$ 328,116	\$ 406,356	\$ 420,897
<u>CORRECTIONS:</u>			
<i>Institutional:</i>			
Medical Care	\$ 338,156	\$ 368,412	\$ 412,289
Correctional Education and Training.....	43,833	47,537	51,156
State Correctional Institutions.....	2,127,197	2,331,704	2,506,319
Subtotal	\$ 2,509,186	\$ 2,747,653	\$ 2,969,764
<i>General Government:</i>			
General Government Operations.....	\$ 43,097	\$ 39,931	\$ 40,784
State Field Supervision	158,090	180,548	184,581
Pennsylvania Parole Board	12,774	12,967	13,630
Sexual Offenders Assessment Board	6,891	7,349	8,043

Summary by Department, continued

	(Dollar Amounts in Thousands)		
	2022-23	2023-24	2024-25
	Actual	Available	Budget
Board of Pardons	2,157	2,700	2,885
Office of Victim Advocate	-	3,489	4,547
Subtotal	\$ 223,009	\$ 246,984	\$ 254,470
TOTAL STATE FUNDS	\$ 2,732,195	\$ 2,994,637	\$ 3,224,234
Federal Funds	32,340	23,967	15,931
Augmentations	5,183	5,266	5,188
Restricted	16,955	10,145	360
DEPARTMENT TOTAL	\$ 2,786,673	\$ 3,034,015	\$ 3,245,713
<u>DRUG AND ALCOHOL PROGRAMS:</u>			
<i>General Government:</i>			
General Government Operations	\$ 3,193	\$ 3,406	\$ 3,509
<i>Grants and Subsidies:</i>			
Assistance to Drug and Alcohol Programs	\$ 44,732	\$ 44,732	\$ 44,732
TOTAL STATE FUNDS	\$ 47,925	\$ 48,138	\$ 48,241
Federal Funds	309,889	280,379	279,563
Augmentations	20	-	-
Restricted	21,453	13,645	18,591
DEPARTMENT TOTAL	\$ 379,287	\$ 342,162	\$ 346,395
<u>EDUCATION:</u>			
<i>General Government:</i>			
General Government Operations	\$ 36,404	\$ 39,500	\$ 44,127
Recovery Schools	250	275	275
Information and Technology Improvement	3,740	3,940	12,166
PA Assessment	47,128	48,000	48,990
State Library	2,238	2,484	2,673
Subtotal	\$ 89,760	\$ 94,199	\$ 108,231
<i>Institutional:</i>			
Youth Development Centers-Education	\$ 8,525	\$ 11,230	\$ 13,748
<i>Grants and Subsidies:</i>			
Support of Public Schools:			
Basic Education Funding	\$ 7,080,079	\$ 7,872,444	\$ 8,944,444
Level-Up Supplement	225,000	100,000	-
Dual Enrollment Payments	7,000	-	7,000
Ready to Learn Block Grant	395,500	295,500	295,500
Transfer to School Safety and Security Fund-Mental Health	-	-	100,000
Transfer to School Safety and Security Fund	100,000	50,000	50,000
Transfer to School Environmental Repairs Program	-	-	300,000
Pre-K Counts	302,284	302,284	334,762
Head Start Supplemental Assistance	88,178	88,178	90,878

Summary by Department, continued

(Dollar Amounts in Thousands)

	2022-23	2023-24	2024-25
	Actual	Available	Budget
Mobile Science and Math Education Programs	7,164	7,164	-
Teacher Professional Development.....	5,044	5,044	10,044
Transfer to Talent Recruitment Account	-	-	10,000
Teacher Stipend.....	-	10,000	-
Adult and Family Literacy	12,475	16,310	17,310
Career and Technical Education	105,138	119,138	121,521
Career and Technical Education Equipment Grants	5,550	15,000	15,000
Authority Rentals and Sinking Fund Requirements.....	212,422	217,007	217,957
Pupil Transportation	606,865	598,822	608,829
Nonpublic and Charter School Pupil Transportation	79,442	72,255	73,396
Special Education	1,336,815	1,386,815	1,436,815
Early Intervention	346,500	356,895	373,895
Tuition for Orphans and Children Placed in Private Homes	49,374	45,321	45,463
Payments in Lieu of Taxes	171	173	180
Education of Migrant Laborers' Children	853	853	1,024
PA Chartered Schools for the Deaf and Blind	62,502	68,833	72,051
Special Education-Approved Private Schools	129,120	142,200	148,848
School Food Services	46,000	92,500	109,167
School Employees' Social Security.....	594,423	615,654	628,674
School Employees' Retirement.....	2,986,000	2,995,000	3,060,000
Subtotal.....	\$ 14,783,899	\$ 15,473,390	\$ 17,072,758
Other Grants and Subsidies:			
Services to Nonpublic Schools	91,808	98,969	98,969
Textbooks, Materials, and Equipment for Nonpublic Schools.....	27,928	30,106	30,106
Public Library Subsidy.....	70,470	70,470	70,470
Library Services for the Visually Impaired and Disabled	2,567	2,567	2,567
Library Access.....	3,071	3,071	3,071
Job Training and Education Programs.....	30,320	39,450	-
Safe School Initiative.....	11,000	22,000	1,614
Trauma-Informed Education.....	1,000	750	-
Safe Driving Course	-	1,099	1,099
Subtotal.....	\$ 238,164	\$ 268,482	\$ 207,896
Higher Education - Other Grants and Subsidies:			
Grants to State-Related Institutions	-	-	633,703
Public College and University Funding	-	-	974,347
Community Colleges	256,510	261,640	-
Transfer to Community College Capital Fund	54,161	54,161	54,161
Regional Community Colleges Services	2,221	2,221	2,221
Northern PA Regional College.....	7,280	7,280	7,280

Summary by Department, continued

(Dollar Amounts in Thousands)

	2022-23 Actual	2023-24 Available	2024-25 Budget
Community Education Councils	2,489	2,489	2,489
Hunger-Free Campus Initiative	1,000	1,000	1,000
Parent Pathways	-	1,661	1,661
Sexual Assault Prevention	1,250	1,500	1,750
Thaddeus Stevens College of Technology	19,449	19,838	22,814
Subtotal	\$ 344,360	\$ 351,790	\$ 1,701,426
State System of Higher Education:			
State Universities	552,470	585,618	-
Facility Transition	65,431	-	-
Subtotal	\$ 617,901	\$ 585,618	\$ -
The Pennsylvania State University:			
General Support	242,096	242,096	-
Pennsylvania College of Technology	26,736	29,971	-
Subtotal	\$ 268,832	\$ 272,067	\$ -
University of Pittsburgh:			
General Support	151,507	151,507	-
Rural Education Outreach	3,346	3,346	-
Subtotal	\$ 154,853	\$ 154,853	\$ -
Temple University:			
General Support	158,206	158,206	-
Subtotal	\$ 158,206	\$ 158,206	\$ -
Lincoln University:			
General Support	15,166	18,401	-
Subtotal	\$ 15,166	\$ 18,401	\$ -
TOTAL STATE FUNDS	\$ 16,679,666	\$ 17,388,236	\$ 19,104,059
Federal Funds	3,445,464	4,627,437	4,586,922
Augmentations	6,411	7,644	7,815
Restricted	6,116	7,800	7,856
DEPARTMENT TOTAL	\$ 20,137,657	\$ 22,031,117	\$ 23,706,652
HIGHER EDUCATION ASSISTANCE AGENCY:			
Grants and Subsidies:			
Grants to Students	\$ 331,370	\$ 347,267	\$ 378,348
Pennsylvania Internship Program Grants	468	468	468
Ready to Succeed Scholarships	23,939	23,939	23,939
Matching Payments for Student Aid	13,646	13,646	13,646
Institutional Assistance Grants	26,521	26,521	26,521
Higher Education for the Disadvantaged	5,000	5,000	5,000
Higher Education of Blind or Deaf Students	51	51	51
Bond-Hill Scholarships	832	832	832

Summary by Department, continued

	(Dollar Amounts in Thousands)		
	2022-23	2023-24	2024-25
	Actual	Available	Budget
Cheyney University Honors Academy	3,980	3,980	3,980
Targeted Industry Cluster Scholarship Program	8,652	8,652	8,652
Student Teacher Stipend	-	-	15,000
Subtotal	\$ 414,459	\$ 430,356	\$ 476,437
TOTAL STATE FUNDS	\$ 414,459	\$ 430,356	\$ 476,437
Federal Funds	35,000	-	-
Augmentations	5,700	24,051	15,500
DEPARTMENT TOTAL	\$ 455,159	\$ 454,407	\$ 491,937
<u>EMERGENCY MANAGEMENT AGENCY:</u>			
<i>General Government:</i>			
General Government Operations	\$ 11,124	\$ 15,865	\$ 17,535
State Fire Commissioner	2,777	3,080	5,472
Subtotal	\$ 13,901	\$ 18,945	\$ 23,007
<i>Grants and Subsidies:</i>			
Disaster Relief	5,000	-	10,777
Hazard Mitigation	8,000	2,000	1,000
State Disaster Assistance	5,000	5,000	5,000
Firefighters Memorial Flags	10	10	10
Red Cross Extended Care Program	350	350	350
Search and Rescue	250	250	250
Subtotal	\$ 18,610	\$ 7,610	\$ 17,387
TOTAL STATE FUNDS	\$ 32,511	\$ 26,555	\$ 40,394
Federal Funds	988,420	568,265	571,607
Augmentations	1,408	1,610	1,431
Restricted	4,430	13,541	13,280
DEPARTMENT TOTAL	\$ 1,026,769	\$ 609,971	\$ 626,712
<u>ENVIRONMENTAL PROTECTION:</u>			
<i>General Government:</i>			
General Government Operations	\$ 18,545	\$ 20,221	\$ 33,181
Environmental Program Management	35,739	39,714	42,510
Chesapeake Bay Agricultural Source Abatement	3,539	3,629	3,750
Environmental Protection Operations	102,719	116,450	126,502
Black Fly Control and Research	7,645	7,712	8,435
Vector Borne Disease Management	5,880	6,285	6,548
Transfer to Well Plugging Account	-	-	11,000
Environmental Hearing Board	2,668	2,864	3,045
Subtotal	\$ 176,735	\$ 196,875	\$ 234,971
<i>Grants and Subsidies:</i>			
Delaware River Master	\$ 38	\$ 38	\$ 137
Susquehanna River Basin Commission	740	740	740

Summary by Department, continued

	(Dollar Amounts in Thousands)		
	2022-23	2023-24	2024-25
	Actual	Available	Budget
Interstate Commission on the Potomac River	23	23	51
Delaware River Basin Commission.....	217	217	1,047
Ohio River Valley Water Sanitation Commission	68	68	182
Chesapeake Bay Commission.....	325	325	370
Transfer to Conservation District Fund	7,516	7,516	7,516
Interstate Mining Commission	15	15	15
Subtotal	\$ 8,942	\$ 8,942	\$ 10,058
TOTAL STATE FUNDS.....	\$ 185,677	\$ 205,817	\$ 245,029
Federal Funds	472,370	1,635,934	2,726,834
Augmentations	11,952	19,010	19,420
Restricted	84,622	162,220	116,406
DEPARTMENT TOTAL	\$ 754,621	\$ 2,022,981	\$ 3,107,689
<u>ETHICS COMMISSION:</u>			
<i>General Government:</i>			
State Ethics Commission.....	\$ 3,197	\$ 3,356	\$ 3,743
TOTAL STATE FUNDS.....	\$ 3,197	\$ 3,356	\$ 3,743
DEPARTMENT TOTAL	\$ 3,197	\$ 3,356	\$ 3,743
<u>GENERAL SERVICES:</u>			
<i>General Government:</i>			
General Government Operations.....	\$ 56,329	\$ 60,036	\$ 72,940
Capitol Police Operations	15,396	16,519	17,603
Rental, Relocation, and Municipal Charges	26,701	27,794	29,556
Utility Costs	25,393	27,272	27,461
Excess Insurance Coverage.....	3,477	3,637	3,637
Transfer to State Insurance Fund	1,500	1,500	1,500
Capitol Fire Protection.....	5,000	5,000	5,000
Subtotal	\$ 133,796	\$ 141,758	\$ 157,697
TOTAL STATE FUNDS.....	\$ 133,796	\$ 141,758	\$ 157,697
Federal Funds	-	-	-
Augmentations	69,349	76,549	80,079
Restricted	1,140	1,500	1,500
DEPARTMENT TOTAL	\$ 204,285	\$ 219,807	\$ 239,276
<u>HEALTH:</u>			
<i>General Government:</i>			
General Government Operations.....	\$ 31,245	\$ 31,145	\$ 35,454
Quality Assurance	25,349	29,347	31,748
Long-Term Care Transformation Office	-	-	10,000
Health Promotion and Disease Prevention	-	2,321	5,000
Health Innovation	753	798	780

Summary by Department, continued

	(Dollar Amounts in Thousands)		
	2022-23	2023-24	2024-25
	Actual	Available	Budget
Achieving Better Care-MAP Program	2,973	3,117	3,276
State Laboratory.....	4,829	5,143	5,858
State Health Care Centers	24,972	28,086	32,554
Sexually Transmitted Disease Screening and Treatment.....	1,757	1,822	1,822
Subtotal.....	<u>\$ 91,878</u>	<u>\$ 101,779</u>	<u>\$ 126,492</u>
Grants and Subsidies:			
Diabetes Programs.....	\$ 212	\$ 112	\$ 112
Primary Health Care Practitioner	7,050	8,350	5,550
Community-Based Health Care Subsidy.....	2,000	2,000	2,000
Newborn Screening.....	7,092	7,092	7,329
Cancer Screening Services	2,563	2,563	2,563
AIDS Programs and Special Pharmaceutical Services	10,436	10,436	10,436
Regional Cancer Institutes	1,200	2,000	2,000
School District Health Services.....	34,620	34,620	37,620
Local Health Departments	32,999	35,785	36,609
Local Health-Environmental	2,700	2,697	2,697
Firearm Injury Prevention	-	-	1,000
Maternal and Child Health Services.....	1,376	1,438	1,447
Tuberculosis Screening and Treatment	913	913	921
Renal Dialysis	6,678	6,678	6,678
Services for Children with Special Needs	1,728	1,728	1,728
Adult Cystic Fibrosis and Other Chronic Respiratory Illness	795	795	795
Cooley's Anemia	106	106	106
Hemophilia	1,017	1,017	1,017
Lupus	106	106	106
Sickle Cell	1,335	1,335	1,335
Regional Poison Control Centers	742	742	742
Trauma Prevention.....	488	488	488
Epilepsy Support Services.....	583	583	583
Bio-Technology Research	10,600	10,600	-
Tourette's Syndrome	159	159	159
Amyotrophic Lateral Sclerosis Support Services	1,501	1,501	1,501
Lyme Disease	3,180	3,180	3,180
Leukemia/Lymphoma	212	-	-
Medical Debt Relief	-	-	4,000
Subtotal.....	<u>\$ 132,391</u>	<u>\$ 137,024</u>	<u>\$ 132,702</u>
TOTAL STATE FUNDS.....	<u>\$ 224,269</u>	<u>\$ 238,803</u>	<u>\$ 259,194</u>
Federal Funds.....	754,985	690,825	658,723
Augmentations	3,918	6,678	5,891
Restricted.....	117,546	132,351	105,184
DEPARTMENT TOTAL	<u>\$ 1,100,718</u>	<u>\$ 1,068,657</u>	<u>\$ 1,028,992</u>

Summary by Department, continued

(Dollar Amounts in Thousands)

	2022-23 Actual	2023-24 Available	2024-25 Budget
<u>HEALTH CARE COST CONTAINMENT COUNCIL:</u>			
<i>General Government:</i>			
Health Care Cost Containment Council	\$ 3,167	\$ 3,167	\$ 3,607
TOTAL STATE FUNDS	\$ 3,167	\$ 3,167	\$ 3,607
Augmentations	840	850	950
DEPARTMENT TOTAL	\$ 4,007	\$ 4,017	\$ 4,557
<u>HISTORICAL AND MUSEUM COMMISSION:</u>			
<i>General Government:</i>			
General Government Operations	\$ 21,764	\$ 22,417	\$ 25,817
<i>Grants and Subsidies:</i>			
Cultural and Historical Support	\$ 2,000	\$ 2,000	\$ 2,000
TOTAL STATE FUNDS	\$ 23,764	\$ 24,417	\$ 27,817
Federal Funds	8,155	9,859	9,739
Augmentations	958	1,056	1,056
Restricted	133	80	80
DEPARTMENT TOTAL	\$ 33,010	\$ 35,412	\$ 38,692
<u>HUMAN SERVICES:</u>			
<i>General Government:</i>			
General Government Operations	\$ 120,016	\$ 128,196	\$ 137,951
Information Systems	93,694	103,049	116,406
County Administration-Statewide	51,799	60,509	64,560
County Assistance Offices	299,473	320,810	356,736
Child Support Enforcement	19,488	20,152	22,011
New Directions	20,712	22,234	23,401
Subtotal	\$ 605,182	\$ 654,950	\$ 721,065
<i>Institutional:</i>			
Youth Development Institutions and Forestry Camps	\$ 64,565	\$ 91,255	\$ 140,613
Mental Health Services	866,093	885,567	971,174
Intellectual Disabilities-State Centers	111,110	100,327	117,299
Subtotal	\$ 1,041,768	\$ 1,077,149	\$ 1,229,086
<i>Grants and Subsidies:</i>			
Cash Grants	\$ 13,740	\$ 16,240	\$ 39,141
Supplemental Grants-Aged, Blind, and Disabled	123,211	114,011	115,320
Medical Assistance-Capitation	3,418,498	3,780,193	4,007,251
Medical Assistance-Fee-for-Service	589,137	691,304	601,461
Payment to Federal Government-Medicare Drug Program	865,321	1,012,019	1,124,910
Medical Assistance-Workers with Disabilities	38,312	59,631	93,003
Medical Assistance-Physician Practice Plans	9,706	10,071	10,071
Medical Assistance-Hospital-Based Burn Centers	3,975	4,438	4,438

Summary by Department, continued

	(Dollar Amounts in Thousands)		
	2022-23	2023-24	2024-25
	Actual	Available	Budget
Medical Assistance-Critical Access Hospitals	11,364	14,472	14,472
Medical Assistance-Obstetric and Neonatal Services	2,986	3,682	3,682
Medical Assistance-Trauma Centers	7,755	8,657	8,657
Medical Assistance-Academic Medical Centers.....	22,111	24,682	24,682
Medical Assistance-Transportation.....	64,373	67,485	69,532
Expanded Medical Services for Women	6,263	8,263	8,263
Children's Health Insurance Program	75,561	67,711	82,019
Medical Assistance-Long-Term Living	131,981	167,434	134,718
Medical Assistance-Community HealthChoices	4,460,046	5,213,680	5,433,184
Long-Term Care Managed Care.....	153,132	173,678	178,395
Intellectual Disabilities-Community Base Program.....	146,126	150,970	160,799
Intellectual Disabilities-Intermediate Care Facilities	146,547	179,977	197,303
Intellectual Disabilities-Community Waiver Program.....	1,877,366	2,290,882	2,645,523
Transfer to HCBS-Individuals with Intellectual Disabilities (EA)	-	10,783	-
Intellectual Disabilities-Lansdowne Residential Services	200	-	-
Autism Intervention and Services	27,610	31,679	35,838
Behavioral Health Services	57,149	57,149	57,149
Special Pharmaceutical Services	500	500	500
County Child Welfare	1,482,362	1,492,635	1,494,733
Community-Based Family Centers	34,558	34,558	34,558
Child Care Services.....	181,482	271,859	301,190
Child Care Assistance	109,885	123,255	125,633
Nurse Family Partnership.....	14,087	14,112	14,042
Early Intervention	170,104	185,541	202,205
Domestic Violence.....	20,093	20,093	25,093
Rape Crisis	11,921	11,921	11,921
Breast Cancer Screening	1,828	1,828	1,828
Human Services Development Fund	13,460	13,460	13,460
Legal Services.....	4,161	4,161	11,000
Homeless Assistance	18,496	18,496	28,496
211 Communications.....	750	750	750
Health Program Assistance and Services.....	36,790	40,133	-
Services for the Visually Impaired.....	3,702	4,702	4,702
Subtotal.....	<u>\$ 14,356,649</u>	<u>\$ 16,397,095</u>	<u>\$ 17,319,922</u>
TOTAL STATE FUNDS.....	<u>\$ 16,003,599</u>	<u>\$ 18,129,194</u>	<u>\$ 19,270,073</u>
Federal Funds.....	35,008,501	33,230,745	34,167,551
Augmentations	3,982,371	4,308,759	4,633,001
Restricted.....	<u>30,730</u>	<u>30,730</u>	<u>30,730</u>
DEPARTMENT TOTAL	<u>\$ 55,025,201</u>	<u>\$ 55,699,428</u>	<u>\$ 58,101,355</u>

Summary by Department, continued

(Dollar Amounts in Thousands)

	2022-23 Actual	2023-24 Available	2024-25 Budget
<u>INSURANCE:</u>			
Grants and Subsidies:			
Federal Funds	5,000	5,000	-
DEPARTMENT TOTAL	\$ 5,000	\$ 5,000	\$ -
<u>LABOR AND INDUSTRY:</u>			
General Government:			
General Government Operations	\$ 14,243	\$ 15,038	\$ 17,236
Occupational and Industrial Safety	2,945	3,573	4,174
Subtotal	<u>\$ 17,188</u>	<u>\$ 18,611</u>	<u>\$ 21,410</u>
Grants and Subsidies:			
Occupational Disease Payments	\$ 147	\$ 101	\$ 86
Transfer to Vocational Rehabilitation Fund	47,942	47,942	48,718
Supported Employment	397	397	397
Centers for Independent Living	2,150	2,634	2,634
Workers' Compensation Payments	278	200	200
New Choices/New Options	1,000	1,000	1,000
Assistive Technology Financing	750	1,000	1,000
Assistive Technology Demonstration and Training	450	850	850
Industry Partnerships	2,813	2,813	5,000
Skills-Based Hiring	-	-	2,000
Career Pathways	-	-	2,000
Schools-to-Work	-	3,500	3,500
Apprenticeship Training	7,500	10,500	10,000
Subtotal	<u>\$ 63,427</u>	<u>\$ 70,937</u>	<u>\$ 77,385</u>
TOTAL STATE FUNDS	<u>\$ 80,615</u>	<u>\$ 89,548</u>	<u>\$ 98,795</u>
Federal Funds	462,279	493,318	501,769
Augmentations	10,068	10,080	10,080
Restricted	2,082	2,275	2,275
DEPARTMENT TOTAL	\$ 555,044	\$ 595,221	\$ 612,919
<u>MILITARY AND VETERANS AFFAIRS:</u>			
General Government:			
General Government Operations	\$ 29,567	\$ 32,990	\$ 38,200
Keystone State ChalleNGe Academy	1,675	2,175	2,175
Burial Detail Honor Guard	187	187	187
American Battle Monuments	50	50	50
Armory Maintenance and Repair	2,645	2,895	3,395
Special State Duty	35	70	70
Subtotal	<u>\$ 34,159</u>	<u>\$ 38,367</u>	<u>\$ 44,077</u>

Summary by Department, continued

	(Dollar Amounts in Thousands)		
	2022-23	2023-24	2024-25
	Actual	Available	Budget
Institutional:			
Veterans Homes	\$ 141,468	\$ 151,169	\$ 163,999
Grants and Subsidies:			
Education of Veterans Children	\$ 135	\$ 135	\$ 135
Transfer to Educational Assistance Program Fund	13,525	13,525	13,525
Blind Veterans Pension	222	222	222
Amputee and Paralyzed Veterans Pension	3,951	3,951	4,173
National Guard Pension	5	5	5
Supplemental Life Insurance Premiums	164	164	164
Civil Air Patrol.....	100	100	120
Disabled American Veterans Transportation	336	336	336
Veterans Outreach Services.....	3,756	4,378	4,802
Subtotal	<u>\$ 22,194</u>	<u>\$ 22,816</u>	<u>\$ 23,482</u>
TOTAL STATE FUNDS.....	<u>\$ 197,821</u>	<u>\$ 212,352</u>	<u>\$ 231,558</u>
Federal Funds	261,357	309,505	328,714
Augmentations	26,547	27,403	27,504
Restricted.....	56	101	101
DEPARTMENT TOTAL	<u>\$ 485,781</u>	<u>\$ 549,361</u>	<u>\$ 587,877</u>
<u>PUBLIC UTILITY COMMISSION:</u>			
Federal Funds	\$ 5,183	\$ 5,538	\$ 6,061
Restricted.....	80,091	82,896	88,386
DEPARTMENT TOTAL	<u>\$ 85,274</u>	<u>\$ 88,434</u>	<u>\$ 94,447</u>
<u>REVENUE:</u>			
General Government:			
General Government Operations.....	\$ 142,954	\$ 157,823	\$ 179,742
Technology and Process Modernization	4,750	22,089	13,993
Commissions-Inheritance and Realty Transfer Taxes (EA).....	15,811	15,500	15,500
Subtotal	<u>\$ 163,515</u>	<u>\$ 195,412</u>	<u>\$ 209,235</u>
Grants and Subsidies:			
Distribution of Public Utility Realty Tax	\$ 33,309	\$ 32,970	\$ 32,801
TOTAL STATE FUNDS.....	<u>\$ 196,824</u>	<u>\$ 228,382</u>	<u>\$ 242,036</u>
Augmentations	9,442	6,917	6,917
Restricted.....	30,000	-	500
DEPARTMENT TOTAL	<u>\$ 236,266</u>	<u>\$ 235,299</u>	<u>\$ 249,453</u>
<u>STATE:</u>			
General Government:			
General Government Operations.....	\$ 6,085	\$ 9,275	\$ 11,682
Statewide Uniform Registry of Electors.....	11,791	13,474	13,948
Voter Registration and Education	502	546	5,751

Summary by Department, continued

	(Dollar Amounts in Thousands)		
	2022-23	2023-24	2024-25
	Actual	Available	Budget
Lobbying Disclosure	714	562	562
Publishing Constitutional Amendments (EA).....	4,500	-	1,300
Electoral College	-	-	10
Subtotal	\$ 23,592	\$ 23,857	\$ 33,253
Grants and Subsidies:			
Voting of Citizens in Military Service	\$ 20	\$ 20	\$ 20
County Election Expenses (EA).....	1,065	400	400
Election Code Debt Service	9,264	9,256	9,247
Subtotal	\$ 10,349	\$ 9,676	\$ 9,667
TOTAL STATE FUNDS.....	\$ 33,941	\$ 33,533	\$ 42,920
Federal Funds	11,934	12,110	12,110
Augmentations	-	-	-
Restricted	82,053	100,166	103,273
DEPARTMENT TOTAL	\$ 127,928	\$ 145,809	\$ 158,303
STATE POLICE:			
General Government:			
General Government Operations	\$ 720,208	\$ 958,449	\$ 1,099,857
Statewide Public Safety Radio System	7,043	8,126	28,635
Law Enforcement Information Technology	6,899	6,899	27,596
Municipal Police Training	1,708	1,708	3,555
Automated Fingerprint Identification System	885	885	885
Gun Checks	5,970	5,970	7,582
Patrol Vehicles	-	-	20,000
Commercial Vehicle Inspections	-	-	15,008
Subtotal	\$ 742,713	\$ 982,037	\$ 1,203,118
Grants and Subsidies:			
Municipal Police Training Grants	\$ -	\$ -	\$ 5,000
TOTAL STATE FUNDS.....	\$ 742,713	\$ 982,037	\$ 1,208,118
Federal Funds	42,804	38,767	60,230
Augmentations	116,189	114,846	113,060
Restricted	10,453	18,200	23,000
DEPARTMENT TOTAL	\$ 912,159	\$ 1,153,850	\$ 1,404,408
TRANSPORTATION:			
General Government:			
Vehicle Sales Tax Collections	\$ 552	\$ 496	\$ 443
Voter Registration	577	639	759

Summary by Department, continued

	(Dollar Amounts in Thousands)		
	2022-23	2023-24	2024-25
	Actual	Available	Budget
Infrastructure Projects	1,900	-	-
Transfer to Aviation Restricted Account	-	1,600	1,600
Subtotal	\$ 3,029	\$ 2,735	\$ 2,802
TOTAL STATE FUNDS	\$ 3,029	\$ 2,735	\$ 2,802
Federal Funds	246,475	252,900	246,475
Restricted	5,575	7,325	7,325
DEPARTMENT TOTAL	\$ 255,079	\$ 262,960	\$ 256,602
JUDICIARY:			
General Government:			
Supreme Court:			
Supreme Court	\$ 17,493	\$ 19,909	\$ 21,073
Justice Expenses	118	118	118
Judicial Center Operations	830	1,155	2,791
Judicial Council	141	141	141
District Court Administrators	20,050	24,581	25,013
Interbranch Commission	350	358	358
Court Management Education	73	78	78
Rules Committees	1,595	1,595	1,595
Court Administrator	11,809	14,592	17,216
Integrated Criminal Justice System	2,372	2,372	3,671
Unified Judicial System Security	2,002	2,002	2,556
Unified Judicial System Cybersecurity and Disaster Recovery	-	-	3,490
Office of Elder Justice in the Courts	496	499	518
Subtotal	\$ 57,329	\$ 67,400	\$ 78,618
Superior Court:			
Superior Court	33,025	36,455	37,443
Judges Expenses	183	183	183
Subtotal	\$ 33,208	\$ 36,638	\$ 37,626
Commonwealth Court:			
Commonwealth Court	21,616	22,896	26,604
Judges Expenses	132	132	132
Subtotal	\$ 21,748	\$ 23,028	\$ 26,736
Court of Common Pleas:			
Courts of Common Pleas	120,094	138,172	157,278
Senior Judges	4,084	4,213	4,339
Judicial Education	1,272	1,532	1,532
Problem-Solving Courts	1,103	1,268	1,347
Subtotal	\$ 126,553	\$ 145,185	\$ 164,496

Summary by Department, continued

	(Dollar Amounts in Thousands)		
	2022-23	2023-24	2024-25
	Actual	Available	Budget
Magisterial District Judges:			
Magisterial District Judges.....	84,458	94,308	103,911
Magisterial District Judge Education.....	759	878	878
Subtotal.....	<u>\$ 85,217</u>	<u>\$ 95,186</u>	<u>\$ 104,789</u>
Philadelphia Courts:			
Municipal Court.....	7,950	9,475	9,797
Subtotal.....	<u>\$ 7,950</u>	<u>\$ 9,475</u>	<u>\$ 9,797</u>
Judicial Conduct:			
Judicial Ethics Advisory Board.....	62	244	656
Judicial Conduct Board.....	2,555	2,555	2,555
Court of Judicial Discipline.....	618	618	618
Subtotal.....	<u>\$ 3,235</u>	<u>\$ 3,417</u>	<u>\$ 3,829</u>
Grants and Subsidies:			
Reimbursement of County Costs:			
Juror Cost Reimbursement.....	\$ 1,118	\$ 1,118	\$ 1,118
County Court Reimbursement.....	23,136	23,136	23,136
Senior Judge Reimbursement.....	1,375	1,375	1,375
Court Interpreter County Grant.....	1,500	2,473	2,473
Subtotal.....	<u>\$ 27,129</u>	<u>\$ 28,102</u>	<u>\$ 28,102</u>
TOTAL STATE FUNDS.....	<u>\$ 362,369</u>	<u>\$ 408,431</u>	<u>\$ 453,993</u>
Federal Funds.....	2,563	2,370	2,530
Restricted.....	48,282	46,907	43,417
DEPARTMENT TOTAL.....	<u>\$ 413,214</u>	<u>\$ 457,708</u>	<u>\$ 499,940</u>
LEGISLATURE:			
General Government:			
Senate:			
Senators' Salaries.....	\$ 9,307	\$ 9,307	\$ 9,307
Employees of Chief Clerk.....	3,239	3,239	3,239
Salaried Officers and Employees.....	14,672	14,672	14,672
Approp Name not found.....	-	-	-
Incidental Expenses.....	3,775	3,775	3,775
Expenses-Senators.....	1,487	1,487	1,487
Legislative Purchasing and Expenses.....	8,450	8,450	8,450
Committee on Appropriations (R) and (D).....	-	-	3,166
Committee on Appropriations (R).....	1,583	1,583	-
Committee on Appropriations (D).....	1,583	1,583	-
Caucus Operations (R) and (D).....	-	-	88,526
Caucus Operations (R).....	48,804	46,919	-
Caucus Operations (D).....	41,722	41,607	-
Subtotal.....	<u>\$ 134,622</u>	<u>\$ 132,622</u>	<u>\$ 132,622</u>

Summary by Department, continued

	(Dollar Amounts in Thousands)		
	2022-23	2023-24	2024-25
	Actual	Available	Budget
House of Representatives:			
Members' Salaries, Speaker's Extra Compensation	37,940	37,940	37,940
Caucus Operations (R) and (D)	-	-	140,044
Caucus Operations (R)	72,823	67,221	-
Caucus Operations (D)	67,221	72,823	-
Speaker's Office	1,703	1,703	1,703
Bi-Partisan Committee, Chief Clerk, Comptroller, and EMS	14,834	14,834	14,834
Mileage-Representatives, Officers, and Employees	672	672	672
Chief Clerk and Legislative Journal	2,816	2,816	2,816
Contingent Expenses (R) and (D)	-	-	2,118
Speaker	20	20	-
Chief Clerk	2,000	2,000	-
Floor Leader (R)	7	7	-
Floor Leader (D)	7	7	-
Whip (R)	6	6	-
Whip (D)	6	6	-
Chairman-Caucus (R)	3	3	-
Chairman-Caucus (D)	3	3	-
Secretary-Caucus (R)	3	3	-
Secretary-Caucus (D)	3	3	-
Chairman-Appropriations Committee (R)	6	6	-
Chairman-Appropriations Committee (D)	6	6	-
Chairman-Policy Committee (R)	2	2	-
Chairman-Policy Committee (D)	2	2	-
Caucus Administrator (R)	2	2	-
Caucus Administrator (D)	2	2	-
Administrator for Staff (R)	20	20	-
Administrator for Staff (D)	20	20	-
Incidental Expenses	7,569	7,569	7,569
Expenses-Representatives	4,251	4,251	4,251
Legislative Purchasing and Expenses	11,174	11,174	11,174
Committee on Appropriations (R)	3,223	3,223	3,223
Committee on Appropriations (D)	3,223	3,223	3,223
Special Leadership Account (R)	7,045	6,045	6,045
Special Leadership Account (D)	7,045	6,045	6,045
Subtotal	<u>\$ 243,657</u>	<u>\$ 241,657</u>	<u>\$ 241,657</u>
TOTAL STATE FUNDS	<u>\$ 378,279</u>	<u>\$ 374,279</u>	<u>\$ 374,279</u>
Federal Funds	<u>8,000</u>	<u>-</u>	<u>-</u>
DEPARTMENT TOTAL	<u>\$ 386,279</u>	<u>\$ 374,279</u>	<u>\$ 374,279</u>

Summary by Department, continued

(Dollar Amounts in Thousands)

	2022-23	2023-24	2024-25
	Actual	Available	Budget
GOVERNMENT SUPPORT AGENCIES:			
General Government:			
Legislative Reference Bureau:			
Legislative Reference Bureau-Salaries and Expenses	\$ 10,285	\$ 10,285	\$ 10,285
Printing of PA Bulletin and PA Code.....	886	886	886
Contingent Expenses	25	25	25
Subtotal.....	<u>\$ 11,196</u>	<u>\$ 11,196</u>	<u>\$ 11,196</u>
Miscellaneous and Commissions:			
Legislative Budget and Finance Committee.....	2,020	2,020	2,020
Legislative Data Processing Center.....	32,255	32,255	32,255
LDP-Information Technology Modernization.....	2,500	2,500	2,500
Joint State Government Commission	1,701	1,701	1,701
Local Government Commission.....	1,283	1,283	1,283
Local Government Codes.....	24	24	24
Legislative Audit Advisory Commission	285	285	285
Independent Regulatory Review Commission	2,155	2,155	2,155
Capitol Preservation Committee	827	827	827
Capitol Restoration.....	3,157	3,157	3,157
Commission on Sentencing.....	2,553	2,553	2,553
Center for Rural Pennsylvania.....	1,250	1,250	1,250
Commonwealth Mail Processing Center	3,583	3,583	3,583
Independent Fiscal Office.....	2,343	2,343	2,343
Subtotal.....	<u>\$ 55,936</u>	<u>\$ 55,936</u>	<u>\$ 55,936</u>
TOTAL STATE FUNDS.....	<u>\$ 67,132</u>	<u>\$ 67,132</u>	<u>\$ 67,132</u>
DEPARTMENT TOTAL	<u>\$ 67,132</u>	<u>\$ 67,132</u>	<u>\$ 67,132</u>
General Fund Total-All Funds			
State Funds	\$ 40,800,979	\$ 44,610,395	\$ 48,338,491
Federal Funds	43,901,077	43,607,276	46,294,586
Augmentations.....	4,835,773	5,269,368	5,620,910
Restricted	745,932	876,828	795,475
FUND TOTAL.....	<u>\$ 90,283,761</u>	<u>\$ 94,363,867</u>	<u>\$ 101,049,462</u>



MOTOR LICENSE FUND

The Motor License Fund is a special revenue fund composed of monies received from liquid fuels taxes, operator licenses, registration fees on motor vehicles, federal aid for transportation purposes, contributions from local subdivisions for highway projects, and other miscellaneous revenues.

The fund provides for highway and bridge design, improvement, maintenance, and repair as well as purchase of rights-of-way, and licensing and safety activities. It also pays subsidies to local subdivisions for construction and maintenance of roads.

Motor License Fund

The Motor License Fund is a special revenue and major operating fund of the Commonwealth. It receives revenues required by the Constitution of Pennsylvania to be used only for costs of construction, reconstruction, maintenance, repair of and safety on highways and bridges, and for the payment of debt service on obligations incurred for such purposes. The major sources of revenue to the Motor License Fund are from liquid fuels taxes, vehicle registration and titling fees, and permit and operator license fees. Certain revenues are further restricted to specific highway and aviation uses and are not included in the Motor License Fund estimate of revenue.

This budget proposes to decrease overall State Police reliance on the Motor License Fund to \$250,000,000 in 2024-25 to assure state match requirements for federal transportation infrastructure funding. Additionally, this budget proposes to further reduce the reliance on the Motor License Fund by \$125,000,000 annually until the support is eliminated in 2026-27.

Income and Outgo



Liquid Fuels Tax \$1,713,800
 Licenses and Fees \$1,247,000
 Other Nonrestricted \$58,600

Income
 (Dollar Amounts in Thousands)

TOTAL INCOME	\$3,019,400
Beginning Balance	272,140
TOTAL	\$3,291,540

Outgo
 (Dollar Amounts in Thousands)

TOTAL OUTGO	\$3,207,679
Ending Balance	83,861
TOTAL	\$3,291,540



Highways & Bridges \$2,064,811
 State Police \$250,000
 Local Subsidy \$323,911
 Licensing & Safety \$263,590
 Other \$254,594
 Debt Service \$50,773

Seven Year Financial Statement

Excludes Restricted Revenue and Expenditures

(Dollar Amounts in Thousands)

	2022-23 Actual	2023-24 Available	2024-25 Budget	2025-26 Estimated	2026-27 Estimated	2027-28 Estimated	2028-29 Estimated
Beginning Balance	\$ 347,290	\$ 255,433	\$ 272,140	\$ 83,861	\$ 10,305	\$ 12,476	\$ 16,063
Adjustment to Beginning Balance	-	-	-	-	-	-	-
Adjusted Beginning Balance	\$ 347,290	\$ 255,433	\$ 272,140	\$ 83,861	\$ 10,305	\$ 12,476	\$ 16,063
Revenue:							
Liquid Fuels Taxes.....	\$ 1,774,804	\$ 1,783,900	\$ 1,713,800	\$ 1,683,800	\$ 1,639,100	\$ 1,603,200	\$ 1,570,400
Licenses and Fees.....	1,117,786	1,270,700	1,247,000	1,295,800	1,332,300	1,390,100	1,422,600
Other Nonrestricted	65,720	98,400	58,600	19,000	14,300	12,300	9,700
Total Revenue	\$ 2,958,310	\$ 3,153,000	\$ 3,019,400	\$ 2,998,600	\$ 2,985,700	\$ 3,005,600	\$ 3,002,700
Prior Year Lapses	100,917	91,148	-	-	-	-	-
Funds Available	\$ 3,406,517	\$ 3,499,581	\$ 3,291,540	\$ 3,082,461	\$ 2,996,005	\$ 3,018,076	\$ 3,018,763
Expenditures:							
Appropriations.....	\$ 2,815,425	\$ 2,897,841	\$ 2,818,664	\$ 2,653,141	\$ 2,564,514	\$ 2,572,998	\$ 2,575,960
Executive Authorizations	335,659	334,600	389,015	419,015	419,015	429,015	429,015
Proposed Supplementals	-	-	-	-	-	-	-
Current Year Lapses	-	(5,000)	-	-	-	-	-
Total Expenditures.....	\$ 3,151,084	\$ 3,227,441	\$ 3,207,679	\$ 3,072,156	\$ 2,983,529	\$ 3,002,013	\$ 3,004,975
Ending Balance	\$ 255,433	\$ 272,140	\$ 83,861	\$ 10,305	\$ 12,476	\$ 16,063	\$ 13,788

Summary by Department

(Dollar Amounts in Thousands)

	2022-23 Actual	2023-24 Available	2024-25 Budget
<u>TREASURY:</u>			
General Government:			
Administration-Refunding Liquid Fuels Taxes.....	\$ 551	\$ 561	\$ 591
Refunds:			
Refunding Liquid Fuels Taxes-State Share (EA)	\$ 4,500	\$ 4,500	\$ 4,500
Refunding Liquid Fuels Taxes-Agriculture (EA)	5,000	5,000	5,000
Refunding Liquid Fuels Taxes-Political Subdivisions (EA)	5,000	5,000	5,000
Refunding Liquid Fuels Taxes-Volunteer Services (EA).....	800	800	800
Refunding Liquid Fuels Taxes-Snowmobiles and ATVs (EA).....	1,000	1,000	1,000
Refunding Liquid Fuels Taxes-Boat Fund (EA).....	12,981	12,500	12,500
Subtotal.....	\$ 29,281	\$ 28,800	\$ 28,800
Debt Service:			
Capital Debt Transportation Projects	\$ 35,826	\$ 35,873	\$ 35,920
General Obligation Debt Service	21,807	16,477	14,813
Loan and Transfer Agent.....	40	40	40
Subtotal.....	\$ 57,673	\$ 52,390	\$ 50,773
TOTAL STATE FUNDS	\$ 87,505	\$ 81,751	\$ 80,164
Restricted.....	71,610	71,904	72,092
DEPARTMENT TOTAL	\$ 159,115	\$ 153,655	\$ 152,256
<u>AGRICULTURE:</u>			
General Government:			
Weights and Measures Administration.....	\$ 5,817	\$ 5,817	\$ 5,908
Grants and Subsidies:			
Dirt, Gravel, and Low Volume Roads.....	\$ 28,000	\$ 28,000	\$ 28,000
TOTAL STATE FUNDS.....	\$ 33,817	\$ 33,817	\$ 33,908
DEPARTMENT TOTAL	\$ 33,817	\$ 33,817	\$ 33,908
<u>COMMUNITY AND ECONOMIC DEVELOPMENT:</u>			
General Government:			
Appalachian Regional Commission	\$ 750	\$ - ^a	\$ - ^a
DEPARTMENT TOTAL	\$ 750	\$ -	\$ -
<u>CONSERVATION AND NATURAL RESOURCES:</u>			
General Government:			
Dirt and Gravel Roads.....	\$ 7,000	\$ 7,000	\$ 7,000
TOTAL STATE FUNDS.....	\$ 7,000	\$ 7,000	\$ 7,000
Restricted	9,634	9,364	9,229
DEPARTMENT TOTAL	\$ 16,634	\$ 16,364	\$ 16,229

Motor License Fund

Summary by Department, continued

(Dollar Amounts in Thousands)

	2022-23 Actual	2023-24 Available	2024-25 Budget
EDUCATION:			
<i>Grants and Subsidies:</i>			
Safe Driving Course	\$ 1,100	\$ - ^a	\$ - ^a
DEPARTMENT TOTAL	\$ 1,100	\$ -	\$ -
GENERAL SERVICES:			
<i>General Government:</i>			
Harristown Rental Charges (EA)	\$ 105	\$ - ^a	\$ - ^a
Harristown Utility and Municipal Charges (EA)	276	- ^a	- ^a
Tort Claims Payments	9,000	9,000	9,000
TOTAL STATE FUNDS.....	\$ 9,381	\$ 9,000	\$ 9,000
DEPARTMENT TOTAL	\$ 9,381	\$ 9,000	\$ 9,000
REVENUE:			
<i>General Government:</i>			
Collections-Liquid Fuels Taxes.....	\$ 23,125	\$ 23,564	\$ 24,797
<i>Refunds:</i>			
Refunding Liquid Fuels Taxes (EA)	\$ 35,497	\$ 35,300	\$ 29,715
TOTAL STATE FUNDS.....	\$ 58,622	\$ 58,864	\$ 54,512
Federal Funds.....	250	250	250
DEPARTMENT TOTAL	\$ 58,872	\$ 59,114	\$ 54,762
STATE POLICE:			
<i>General Government:</i>			
General Government Operations.....	\$ 424,285	\$ 286,546	\$ 250,000
Statewide Public Safety Radio System.....	21,130	20,329	- ^a
Law Enforcement Information Technology.....	20,697	20,697	- ^a
Municipal Police Training.....	1,708	1,708	- ^a
Patrol Vehicles	13,000	26,000	- ^a
Commercial Vehicle Inspections.....	14,180	14,720	- ^a
Subtotal.....	\$ 495,000	\$ 370,000	\$ 250,000
<i>Grants and Subsidies:</i>			
Municipal Police Training Grants	\$ 5,000	\$ 5,000	\$ - ^a
TOTAL STATE FUNDS.....	\$ 500,000	\$ 375,000	\$ 250,000
Federal Funds.....	16,343	16,823	- ^a
Augmentations	755	785	- ^a
Restricted.....	1,128	1,500	- ^a
DEPARTMENT TOTAL	\$ 518,226	\$ 394,108	\$ 250,000

Motor License Fund

Summary by Department, continued

(Dollar Amounts in Thousands)

	2022-23 Actual	2023-24 Available	2024-25 Budget
TRANSPORTATION:			
General Government:			
General Government Operations.....	\$ 73,193	\$ 82,399	\$ 85,476
Welcome Centers.....	4,323	4,640	4,807
Highway and Safety Improvements.....	500,000	650,000	585,000
Highway Capital Projects (EA).....	240,000	240,000	300,000
Highway Maintenance.....	960,000	1,033,412	1,143,311
Highway Systems Technology and Innovation.....	16,000	16,000	20,000
Reinvestment in Facilities.....	16,500	16,500	16,500
Driver and Vehicle Services.....	242,258	236,055	231,055
Homeland Security-REAL ID.....	30,135	31,308	32,535
Subtotal.....	<u>\$ 2,082,409</u>	<u>\$ 2,310,314</u>	<u>\$ 2,418,684</u>
Grants and Subsidies:			
Local Road Maintenance and Construction.....	\$ 255,000	\$ 246,195	\$ 243,911
Supplemental Local Road Maintenance and Construction.....	5,000	5,000	5,000
Municipal Roads and Bridges.....	30,000	30,000	30,000
Maintenance and Construction of County Bridges.....	5,000	5,000	5,000
Municipal Traffic Signals.....	45,000	40,000	40,000
Payment to Turnpike Commission (EA).....	28,000	28,000	28,000
Subtotal.....	<u>\$ 368,000</u>	<u>\$ 354,195</u>	<u>\$ 351,911</u>
Refunds:			
Refunding Collected Monies (EA).....	\$ 2,500	\$ 2,500	\$ 2,500
TOTAL STATE FUNDS.....	<u>\$ 2,452,909</u>	<u>\$ 2,667,009</u>	<u>\$ 2,773,095</u>
Federal Funds.....	2,035,660	2,640,259	2,650,249
Augmentations.....	85,150	110,630	119,491
Restricted.....	2,124,161	2,203,793	2,091,685
DEPARTMENT TOTAL.....	<u>\$ 6,697,880</u>	<u>\$ 7,621,691</u>	<u>\$ 7,634,520</u>
Fund Summary			
State Funds-Transportation.....	\$ 2,452,909	\$ 2,667,009	\$ 2,773,095
State Funds-Other Departments.....	698,175	565,432	434,584
TOTAL STATE FUNDS.....	<u>\$ 3,151,084</u>	<u>\$ 3,232,441</u>	<u>\$ 3,207,679</u>
Motor License Fund Total—All Funds			
State Funds.....	\$ 3,151,084	\$ 3,232,441	\$ 3,207,679
Federal Funds.....	2,052,253	2,657,332	2,650,499
Augmentations.....	85,905	111,415	119,491
Restricted.....	2,206,533	2,286,561	2,173,006
FUND TOTAL.....	<u>\$ 7,495,775</u>	<u>\$ 8,287,749</u>	<u>\$ 8,150,675</u>

^a Reflects recommended funding shift from the Motor License Fund to the General Fund.

Revenue Summary: Five Year Revenue Projections

(Dollar Amounts in Thousands)

	2022-23	2023-24	2024-25	2025-26	2026-27	2027-28	2028-29
	Actual	Available	Budget	Estimated	Estimated	Estimated	Estimated
Liquid Fuels Taxes.....	\$ 1,774,804	\$ 1,783,900	\$ 1,713,800	\$ 1,683,800	\$ 1,639,100	\$ 1,603,200	\$ 1,570,400
Licenses and Fees.....	1,117,786	1,270,700	1,247,000	1,295,800	1,332,300	1,390,100	1,422,600
Other Nonrestricted.....	65,720	98,400	58,600	19,000	14,300	12,300	9,700
TOTAL MOTOR LICENSE							
FUND REVENUES	\$ 2,958,310	\$ 3,153,000	\$ 3,019,400	\$ 2,998,600	\$ 2,985,700	\$ 3,005,600	\$ 3,002,700
Restricted Revenues							
Aviation.....	\$ 7,503	\$ 9,700	\$ 9,700	\$ 9,700	\$ 9,700	\$ 9,700	\$ 9,700
Highway Bridge Improvement.....	\$ 226,375	\$ 228,500	\$ 218,000	\$ 217,600	\$ 216,700	\$ 216,000	\$ 215,100
State Highway Transfer	\$ 52,018	\$ 52,500	\$ 50,500	\$ 49,500	\$ 48,100	\$ 47,000	\$ 45,900
Oil Company Franchise Tax	\$ 953,660	\$ 961,400	\$ 925,000	\$ 907,500	\$ 881,600	\$ 860,600	\$ 841,400
Supplemental Maintenance.....	\$ 667,562	\$ 673,200	\$ 647,700	\$ 635,500	\$ 617,400	\$ 602,700	\$ 589,200

Adjustments to Revenue Estimates

On August 3, 2023, an official estimate for the 2023-24 fiscal year of \$3,126,800 was certified. The estimate detailed below reflects actual revenue collections through the first six months of the fiscal year and expected collections for the balance of the fiscal year.

(Dollar Amounts in Thousands)

	2023-24		2023-24
	Official	Adjustments	Revised
	Estimate		Estimate
Liquid Fuels Taxes.....	\$ 1,808,300	\$ (24,400)	\$ 1,783,900
Licenses and Fees.....	1,263,100	7,600	1,270,700
Other Nonrestricted.....	55,400	43,000	98,400
TOTAL.....	\$ 3,126,800	\$ 26,200	\$ 3,153,000

Revenue Sources

Liquid Fuels Taxes

	Actual		Estimated
2017-18	\$ 1,846,403	2023-24	\$ 1,783,900
2018-19	1,837,184	2024-25	1,713,800
2019-20	1,708,438	2025-26	1,683,800
2020-21	1,656,359	2026-27	1,639,100
2021-22	1,746,970	2027-28	1,603,200
2022-23	1,774,804	2028-29	1,570,400

Tax Base and Rates:

Alternative Fuels Tax:

Tax Base: The alternative fuels tax became effective October 1, 1997, and is imposed on fuels other than liquid fuels or fuels used to propel motor vehicles on public highways such as compressed natural gas, propane, and electricity.

Tax Rates: The tax rates are calculated from the current oil company franchise tax rate on gasoline indexed to the energy content of the alternative fuel.

Reference: Chapter 90 Title 75 of the Pennsylvania Consolidated Statutes.

Motor Carriers Road Tax/International Fuel Tax Agreement (IFTA):

Tax Base: The motor carriers road tax is levied on motor carriers operating vehicles with a gross weight or registered gross weight in excess of 26,000 pounds. Credit against the tax is given for liquid fuels and fuels tax and oil company franchise tax paid at the pump or directly remitted. Credit is also given for tax paid on motor fuels purchased in Pennsylvania but consumed elsewhere. Identification markers are required to be issued annually upon a payment of \$5 per vehicle for each vehicle subject to these taxes based in the Commonwealth.

Pennsylvania has been a member of IFTA since 1996. Under this agreement, qualified vehicles are subject to payment of fuel tax obligations based on fuel consumed within each state. Qualified vehicles are those with two axles greater than 26,000 pounds, combinations greater than 26,000 pounds, and those with three or more axles regardless of weight. Therefore, 17,001 to 26,000 pound vehicles, which previously were subject to the motor carriers road tax, are not subject under IFTA. Identification markers remain at \$5 per qualified vehicle. The underlying fuel tax rates are unaffected by IFTA.

Tax Rates: The tax is equal to the oil company franchise tax rate.

Reference: Chapter 96 Title 75 of the Pennsylvania Consolidated Statutes.

Oil Company Franchise Tax:

Tax Base: This tax is an excise tax on all taxable liquid fuels. The tax is imposed on a cents-per-gallon equivalent basis and is remitted by distributors.

Tax Rates: The total tax rate in 2024 is 57.6 cents-per-gallon (cpg) on liquid fuels and 74.1 cpg on diesel. This rate is recalculated each year as the product of an annual average wholesale price (AWP) set by the Department of Revenue and the statutory millage rates. Act 89 of 2013 added mills that are included in the current rates. Act 89 of 2013 also uncapped the AWP in 2017 and thereafter, with a floor set at \$2.99 per gallon. Receipts from 57 mills of the tax on liquid fuels and fuels are deposited as unrestricted Motor License Fund revenue, along with the mills added by Act 89 of 2013. The balance of the tax rate represents revenues restricted to certain highway activities. These dedicated and restricted revenues are not included in the above estimates.

Transfers: Liquid Fuels Tax Fund 4.17 percent of the mills added by Act 89 of 2013
Multimodal Transportation Fund \$35 million annually

Reference: Chapter 95 Title 75 of the Pennsylvania Consolidated Statutes.

Revenue Sources, continued

Licenses and Fees

Actual		Estimated	
2017-18	\$ 1,045,596	2023-24	\$ 1,270,700
2018-19	992,389	2024-25	1,247,000
2019-20	954,044	2025-26	1,295,800
2020-21	1,151,355	2026-27	1,332,300
2021-22	1,126,575	2027-28	1,390,100
2022-23	1,117,786	2028-29	1,422,600

The Commonwealth receives revenue from the collection of fees levied for the registration and titling of motor vehicles and for the issuance of learners' permits, operators' licenses, certificates of title, and transfers of registration. Various motor vehicle registration fees were increased on April 1, 2014, per Act 89 of 2013. Act 89 of 2013 also redirected certain vehicle fees that had been deposited in the Motor License Fund to public transit and multimodal transportation programs and authorizes a fee option in lieu of suspension for driving without insurance. Additionally, since January 1, 2017, it affords the motor vehicle owner an option for biennial vehicle registration renewal.

Other Nonrestricted

Actual		Estimated	
2017-18	\$ 56,493	2023-24	\$ 98,400
2018-19	19,678	2024-25	58,600
2019-20	997	2025-26	19,000
2020-21	17,855	2026-27	14,300
2021-22	9,840	2027-28	12,300
2022-23	65,720	2028-29	9,700

Other nonrestricted revenues include, but are not limited to, investment income, sale of unserviceable property, fees for reclaiming abandoned vehicles, highway encroachment permits, and other miscellaneous revenue.

Revenue Detail

The following is a detailed list of all revenues available for Motor License Fund appropriations. Restricted revenues for the Aviation, Highway Bridge Improvement, State Highway Transfer, and Oil Company Franchise Tax restricted accounts are not included in these amounts.

	(Dollar Amounts in Thousands)		
	2022-23 Actual	2023-24 Available	2024-25 Budget
LIQUID FUELS TAXES			
Liquid Fuels Tax			
Liquid Fuels Tax	\$ 35	\$ -	\$ -
Liquid Fuels Tax Penalties	-	-	-
Subtotal	<u>\$ 35</u>	<u>\$ -</u>	<u>\$ -</u>
Alternative Fuel Tax			
Alternative Fuel Tax	\$ 17,883	\$ 18,220	\$ 18,120
Alternative Fuel Tax Interest and Penalties	178	180	180
Subtotal	<u>\$ 18,061</u>	<u>\$ 18,400</u>	<u>\$ 18,300</u>
Motor Carriers Road Tax-International Fuel Tax Agreement			
Motor Carriers Road/IFTA-Fuels Tax	\$ 156,357	\$ 147,990	\$ 140,610
Motor Carriers Road/IFTA-Registration Fees, Special Permit Fees, and Fines	2,653	2,510	2,390
Subtotal	<u>\$ 159,010</u>	<u>\$ 150,500</u>	<u>\$ 143,000</u>
Oil Company Franchise Tax			
Oil Company Franchise Tax	\$ 953,339	\$ 961,600	\$ 923,800
OCFT-Liquid Fuels	498,314	505,870	488,330
OCFT-Liquid Fuels Interest	510	520	500
OCFT-Liquid Fuels Penalties	992	1,010	970
OCFT-Fuel Use	144,543	146,000	138,900
Subtotal	<u>\$ 1,597,698</u>	<u>\$ 1,615,000</u>	<u>\$ 1,552,500</u>
TOTAL LIQUID FUELS TAXES	<u><u>\$ 1,774,804</u></u>	<u><u>\$ 1,783,900</u></u>	<u><u>\$ 1,713,800</u></u>
LICENSES AND FEES			
Operators' Licenses	\$ 62,766	\$ 86,800	\$ 89,000
REAL ID	12,873	8,800	8,800
Other Fee Collections	(418)	2,500	2,500
Registration Fees Received from Other States/IRP	179,232	201,100	194,300
Special Hauling Permit Fees	34,528	37,800	38,100
Vehicle Registration and Titling	828,805	933,700	914,300
TOTAL LICENSES AND FEES	<u><u>\$ 1,117,786</u></u>	<u><u>\$ 1,270,700</u></u>	<u><u>\$ 1,247,000</u></u>

Motor License Fund

Revenue Detail, continued

	(Dollar Amounts in Thousands)		
	2022-23	2023-24	2024-25
	Actual	Available	Budget
OTHER NONRESTRICTED			
Fines and Penalties			
Department of Revenue			
Vehicle Code Fines	\$ 3,309	\$ -	\$ -
Miscellaneous Revenues			
Treasury Investment Income	\$ 60,177	\$ 96,300	\$ 56,500
Department of General Services			
Sale of Unserviceable Property	\$ 519	\$ 300	\$ 300
Department of Revenue			
Fare Evasion	\$ (18)	\$ -	\$ -
Department of Transportation			
Fees for Reclaiming Abandoned Vehicles	\$ 126	\$ 130	\$ 130
Highway Encroachment Permits	2,142	2,230	2,230
Interest Earned-Restricted Revenue	(568) ^a	(590) ^a	(590) ^a
Miscellaneous Revenues	16	20	20
Recovered Damages	14	10	10
Sale of Maps and Plans	3	-	-
TOTAL OTHER NONRESTRICTED	\$ 65,720	\$ 98,400	\$ 58,600
TOTAL MOTOR LICENSE FUND REVENUES	\$ 2,958,310	\$ 3,153,000	\$ 3,019,400

^a Amounts transferred to restricted revenue account.

Restricted Revenues Not Included in Department Total

Aviation

Actual		Estimated	
2017-18	\$ 8,553	2023-24	\$ 9,700
2018-19	8,670	2024-25	9,700
2019-20	8,832	2025-26	9,700
2020-21	5,149	2026-27	9,700
2021-22	6,157	2027-28	9,700
2022-23	7,503	2028-29	9,700

Aviation restricted revenues include taxes levied on aviation gasoline and jet fuel. Aviation gasoline and jet fuel tax rates are adjusted annually based on the change in the jet fuel price index. In accordance with Act 164 of 1984, the aviation gasoline rate is not to exceed 6.0 cents per gallon nor be less than 3.0 cents per gallon. The jet fuel tax is not to exceed 2.0 cents per gallon nor be less than 1.5 cents per gallon. The tax rate as of January 1, 2023, is 6.0 cents per gallon on aviation gasoline and 2.0 cents per gallon on jet fuel. This budget assumes the continuation of a \$1.6 million General Fund transfer to supplement Aviation revenues and assure matching funds to maximize federal Infrastructure Investment and Jobs Act awards.

	2022-23 Actual	2023-24 Available	2024-25 Budget
AVIATION			
Jet Fuel Tax	\$ 6,765	\$ 7,300	\$ 7,300
Aviation Gasoline Tax	170	200	200
Transfer from General Fund	-	1,600	1,600
Interest	568	600	600
TOTAL AVIATION	\$ 7,503	\$ 9,700	\$ 9,700

Highway Bridge Improvement

Actual		Estimated	
2017-18	\$ 225,846	2023-24	\$ 228,500
2018-19	227,348	2024-25	218,000
2019-20	219,952	2025-26	217,600
2020-21	226,448	2026-27	216,700
2021-22	229,924	2027-28	216,000
2022-23	226,375	2028-29	215,100

The Highway Bridge Improvement restricted account was created by Act 234 of 1982. The largest revenue source is the oil company franchise tax with 55 mills enacted in Act 3 of 1997 and a portion of 1.5 mills authorized in Act 89 of 2013. The overall oil company franchise tax average wholesale price provisions also apply to the millage designated for this restricted account. Fees are received from a portion of the registration fee for Pennsylvania based motor vehicles in classes 9-25, as well as temporary permit fees collected from out-of-state motor carriers for travel in Pennsylvania. Act 89 of 2013 phased in the uncapping of the average wholesale price used to calculate the oil company franchise tax.

	2022-23 Actual	2023-24 Available	2024-25 Budget
HIGHWAY BRIDGE IMPROVEMENT			
Registration Fee Portion-PA-Based Motor Vehicles	\$ 11,813	\$ 11,900	\$ 11,900
Temporary Permit Fees	558	500	500
Oil Company Franchise Tax	214,004	216,100	205,600
TOTAL HIGHWAY BRIDGE IMPROVEMENT	\$ 226,375	\$ 228,500	\$ 218,000

Restricted Revenues Not Included in Department Total, continued

State Highway Transfer

Table with columns for Actual and Estimated values for years 2017-18 through 2022-23 and 2023-24 through 2028-29.

Act 32 of 1983 established the local highway turnback program. The overall oil company franchise tax average wholesale price provisions also apply to the millage designated for this restricted account. Act 89 of 2013 directed that increased revenue from the act be transferred to the Highway Bridge Improvement restricted account for local bridge projects. Starting in 2017-18, Act 89 of 2013 provided that the 3 mills is equally divided between the State Highway Transfer and the Highway Bridge Improvement restricted accounts.

Oil Company Franchise Tax

Table with columns for Actual and Estimated values for years 2017-18 through 2022-23 and 2023-24 through 2028-29.

Oil company franchise tax restricted account revenues are provided by 55 mills of the oil company franchise tax as a result of Act 26 of 1991. Prior to Act 89 of 2013, revenues were restricted to the following purposes: 42 percent for maintenance, 17 percent for capital projects, 13 percent for bridges, 12 percent for municipalities, 14 percent for toll roads, and 2 percent for county or forestry bridges. Act 89 of 2013 changed the percentages for maintenance and capital projects to align with the transportation investment plan as follows: 45 percent in 2013-14, 29 percent in 2014-15, 25 percent in 2015-16, and 19 percent for each fiscal year thereafter for maintenance; and 14 percent in 2013-14, 30 percent in 2014-15, 34 percent in 2015-16, and 40 percent for each fiscal year thereafter for capital projects. Act 89 of 2013 phased in the uncapping of the average wholesale price used to calculate the oil company franchise tax.

Supplemental Maintenance

Table with columns for Actual and Estimated values for years 2017-18 through 2022-23 and 2023-24 through 2028-29.

Supplemental Maintenance restricted account revenues are provided by 38.5 mills of the oil company franchise tax as a result of Act 3 of 1997. Prior to Act 89 of 2013, revenues were restricted to the following purposes: 12 percent for municipalities and 88 percent for maintenance. Act 89 of 2013 changed the percentages for maintenance to align with the transportation investment plans as follows: 68 percent in 2013-14, and 49 percent in 2014-15, and 40 percent each fiscal year thereafter for maintenance; and 20 percent in 2013-14, 39 percent in 2014-15, and 48 percent for each fiscal year thereafter for Expanded Highway and Bridge Maintenance. Act 89 of 2013 phased in the uncapping of the average wholesale price used to calculate the oil company franchise tax.



LOTTERY FUND

The Lottery Fund is a special revenue fund composed of monies received from lottery ticket sales. It provides for lottery prizes and for programs to support older Pennsylvanians including property tax and rent rebates, assistance with prescription drug costs, community care, and public transportation subsidies.

Lottery Fund

The Lottery Fund is a special revenue fund that receives the proceeds of lottery sales. It provides funding for lottery prizes and for programs supporting older Pennsylvanians. These programs include property tax and rent rebates, assistance with prescription drug costs, community care, and public transportation subsidies.

The Property Tax and Rent Rebate program within the Department of Revenue allows older Pennsylvanians, surviving spouses over age 50, and permanently disabled individuals to lead fuller lives by restoring a portion of their income through property tax and rent assistance. [Act 1 of Special Session No. 1 of 2006](#) expanded the Property Tax and Rent Rebate program to give more Pennsylvanians a rebate while also increasing the amounts of the rebates. [Act 7 of 2023](#), further expanded the program beginning in claim year 2023 enabling homeowners and renters with household incomes of \$45,000 or less to qualify for rebates from \$380 to \$1,000.

The Pharmaceutical Assistance Contract for the Elderly (PACE/PACENET) program provides a comprehensive pharmacy benefit plan to qualified Pennsylvanians who are 65 years of age and older who face the burden of the cost of drugs required to maintain healthy and productive lives.

The Department of Aging has established a network of in-home and community-based services to address the varying needs of older Pennsylvanians. These services reside within the PENNCARE program and enrich the lives and enable at-risk older Pennsylvanians to remain in a community setting. For additional details, see the Department of Aging's presentation.

The Lottery Fund also provides funds to offset program costs for older Pennsylvanians in the Department of Human Services. These funds offset costs for the Community HealthChoices appropriation to reflect the transition of older Pennsylvanians who were previously funded from the Long-Term Care and PENNCARE appropriations.

[Act 44 of 2007](#) provided an annual transfer to the Public Transportation Trust Fund for distribution to transit systems offering free rides to older Pennsylvanians. Additionally, funding is provided for the Older PA Shared Ride program.

Seven Year Financial Statement

(Dollar Amounts in Thousands)

	2022-23 Actual	2023-24 Available	2024-25 Budget	2025-26 Estimated	2026-27 Estimated	2027-28 Estimated	2028-29 Estimated
Beginning Balance	\$ 149,814	\$ 162,648	\$ 285,141	\$ 187,904	\$ 124,130	\$ 84,731	\$ 72,593
Reserve from Previous Year	75,000	75,000	75,000	75,000	75,000	75,000	75,000
Adjusted Beginning Balance	\$ 224,814	\$ 237,648	\$ 360,141	\$ 262,904	\$ 199,130	\$ 159,731	\$ 147,593
Revenue:							
Ticket Sales	\$ 5,907,381	\$ 5,796,281	\$ 5,822,195	\$ 5,996,114	\$ 6,153,666	\$ 6,307,750	\$ 6,460,849
Commissions	(249,235)	(239,225)	(238,167)	(244,300)	(249,489)	(254,371)	(259,064)
Field Paid Prizes	(3,651,268)	(3,680,219)	(3,706,509)	(3,802,930)	(3,893,815)	(3,995,015)	(4,116,801)
Net Collections.....	\$ 2,006,878	\$ 1,876,837	\$ 1,877,519	\$ 1,948,884	\$ 2,010,362	\$ 2,058,364	\$ 2,084,984
Gaming Transfers for Property							
Tax Relief.....	88,800	87,200	204,000	212,400	220,400	229,900	240,700
Miscellaneous	23,308	33,673	14,978	7,938	4,821	4,202	3,987
Total Revenue	\$ 2,118,986	\$ 1,997,710	\$ 2,096,497	\$ 2,169,222	\$ 2,235,583	\$ 2,292,466	\$ 2,329,671
Prior Year Lapses	106,448	149,062	-	-	-	-	-
Funds Available	\$ 2,450,248	\$ 2,384,420	\$ 2,456,638	\$ 2,432,126	\$ 2,434,713	\$ 2,452,197	\$ 2,477,264
Expenditures:							
Appropriations.....	\$ 805,205	\$ 832,252	\$ 876,665	\$ 887,728	\$ 903,774	\$ 909,481	\$ 915,188
Executive Authorizations	1,407,395	1,192,027	1,317,069	1,345,268	1,371,208	1,395,123	1,419,912
Proposed Supplementals	-	-	-	-	-	-	-
Current Year Lapses	-	-	-	-	-	-	-
Total Expenditures.....	\$ 2,212,600	\$ 2,024,279	\$ 2,193,734	\$ 2,232,996	\$ 2,274,982	\$ 2,304,604	\$ 2,335,100
Reserve for Current Year	(75,000)	(75,000)	(75,000)	(75,000)	(75,000)	(75,000)	(75,000)
Ending Balance	\$ 162,648	\$ 285,141	\$ 187,904	\$ 124,130	\$ 84,731	\$ 72,593	\$ 67,164

Summary by Department

(Dollar Amounts in Thousands)

	2022-23 Actual	2023-24 Available	2024-25 Budget
AGING:			
General Government:			
General Government Operations.....	\$ 11,488	\$ 12,335	\$ 14,818
Grants and Subsidies:			
PENNCARE	\$ 282,848	\$ 287,848	\$ 303,048
Aging Our Way, PA	-	-	11,730
Pre-Admission Assessment.....	8,750	8,750	8,750
Caregiver Support	12,103	12,103	12,103
Alzheimer's Outreach	250	250	250
Transfer to Pharmaceutical Assistance Fund.....	135,000	155,000	170,000
Grants to Senior Centers.....	2,000	3,000	3,000
Subtotal	\$ 440,951	\$ 466,951	\$ 508,881
TOTAL STATE FUNDS.....	\$ 452,439	\$ 479,286	\$ 523,699
Augmentations	843	805	843
DEPARTMENT TOTAL	\$ 453,282	\$ 480,091	\$ 524,542
HUMAN SERVICES:			
Grants and Subsidies:			
Medical Assistance-Transportation Services	\$ 3,800	\$ 4,000	\$ 4,000
Medical Assistance-Community HealthChoices.....	348,966	348,966	348,966
Subtotal	\$ 352,766	\$ 352,966	\$ 352,966
TOTAL STATE FUNDS.....	\$ 352,766	\$ 352,966	\$ 352,966
DEPARTMENT TOTAL	\$ 352,766	\$ 352,966	\$ 352,966
REVENUE:			
General Government:			
General Operations (EA).....	\$ 82,909	\$ 77,665	\$ 83,701
Lottery Equipment Purchase (EA)	138,539	-	-
Lottery Advertising (EA).....	51,000	51,000	55,000
Property Tax Rent Rebate-General Operations (EA).....	20,344	24,000	25,000
On-line Vendor Commissions (EA)	84,733	76,552	76,213
Instant Vendor Commissions (EA).....	52,487	52,630	52,397
iLottery Vendor Commission (EA).....	24,300	29,300	29,300
Payment of Prize Money (EA)	558,376	502,373	500,151
Subtotal	\$ 1,012,688	\$ 813,520	\$ 821,762
Grants and Subsidies:			
Property Tax and Rent Assist for Older Pennsylvanians (EA).....	\$ 213,800	\$ 207,600	\$ 324,400
Property Tax Rent Rebate (EA).....	10,000	-	-
Subtotal	\$ 223,800	\$ 207,600	\$ 324,400
TOTAL STATE FUNDS.....	\$ 1,236,488	\$ 1,021,120	\$ 1,146,162
Federal Funds.....	140,000	-	-
Augmentations	661	663	663
DEPARTMENT TOTAL	\$ 1,377,149	\$ 1,021,783	\$ 1,146,825

Summary by Department, continued

	(Dollar Amounts in Thousands)		
	2022-23 Actual	2023-24 Available	2024-25 Budget
<u>TRANSPORTATION:</u>			
<i>Grants and Subsidies:</i>			
Older Pennsylvanians Shared Rides (EA)	\$ 75,000	\$ 75,000	\$ 75,000
Transfer to Public Transportation Trust Fund (EA).....	95,907	95,907	95,907
Subtotal	<u>\$ 170,907</u>	<u>\$ 170,907</u>	<u>\$ 170,907</u>
TOTAL STATE FUNDS.....	<u>\$ 170,907</u>	<u>\$ 170,907</u>	<u>\$ 170,907</u>
DEPARTMENT TOTAL	<u>\$ 170,907</u>	<u>\$ 170,907</u>	<u>\$ 170,907</u>
Lottery Fund Total-All Funds			
State Funds	\$ 2,212,600	\$ 2,024,279	\$ 2,193,734
Federal Funds	140,000	-	-
Augmentations.....	1,504	1,468	1,506
FUND TOTAL.....	<u>\$ 2,354,104</u>	<u>\$ 2,025,747</u>	<u>\$ 2,195,240</u>

Revenue Summary: Five Year Revenue Projections

(Dollar Amounts in Thousands)

	2022-23	2023-24	2024-25	2025-26	2026-27	2027-28	2028-29
	Actual	Available	Budget	Estimated	Estimated	Estimated	Estimated
Net Collections	\$ 2,006,878	\$ 1,876,837	\$ 1,877,519	\$ 1,948,884	\$ 2,010,362	\$ 2,058,364	\$ 2,084,984
Gaming Transfers for Property Tax Relief	88,800	87,200	204,000	212,400	220,400	229,900	240,700
Miscellaneous	23,308	33,673	14,978	7,938	4,821	4,202	3,987
TOTAL LOTTERY							
FUND REVENUES	\$ 2,118,986	\$ 1,997,710	\$ 2,096,497	\$ 2,169,222	\$ 2,235,583	\$ 2,292,466	\$ 2,329,671

Revenue Sources

Net Collections

(Dollar Amounts in Thousands)

Actual	Estimated
2017-18	\$ 1,641,016
2018-19	1,785,431
2019-20	1,675,953
2020-21	2,006,156
2021-22	1,852,633
2022-23	2,006,878
2023-24	\$ 1,876,837
2024-25	1,877,519
2025-26	1,948,884
2026-27	2,010,362
2027-28	2,058,364
2028-29	2,084,984

The Lottery currently offers terminal-based games, Keno and Xpress Sports games, and Fastplay and Scratch-Off games. The Lottery also offers Powerball and MegaMillions as multi-state jackpot games. [Act 42 of 2017](#) authorized the Lottery to operate iLottery and internet instant games, which are lottery games of chance using a computer, mobile device, or other web or mobile applications. Monitor games including Keno and Xpress Sports were launched in 2018. Detail on revenue collections by game are included in the Lottery's [annual reports](#).

[Act 97 of 2019](#) provided a temporary reduction of the mandated margin rate of return from 25 percent to 20 percent through June 30, 2024. [Act 137 of 2022](#) extended this reduction through June 30, 2029. iLottery and internet instant games are exempt from the profit margin requirement.

Net collections consist of the proceeds from lottery ticket sales less commissions and field-paid prizes. The table below shows the calculation of net revenue amount:

(Dollar Amounts in Thousands)

	2022-23	2023-24	2024-25	2025-26	2026-27	2027-28	2028-29
	Actual	Available	Budget	Estimated	Estimated	Estimated	Estimated
Ticket Sales	\$ 5,907,381	\$ 5,796,281	\$ 5,822,195	\$ 5,996,114	\$ 6,153,666	\$ 6,307,750	\$ 6,460,849
Commissions	(249,235)	(239,225)	(238,167)	(244,300)	(249,489)	(254,371)	(259,064)
Field Paid Prizes	(3,651,268)	(3,680,219)	(3,706,509)	(3,802,930)	(3,893,815)	(3,995,015)	(4,116,801)
NET COLLECTIONS	\$ 2,006,878	\$ 1,876,837	\$ 1,877,519	\$ 1,948,884	\$ 2,010,362	\$ 2,058,364	\$ 2,084,984

Revenue Sources, continued

Gaming Transfers for Property Tax Relief

(Dollar Amounts in Thousands)

Actual		Estimated
2017-18	\$ 145,700	2023-24 \$ 87,200
2018-19	141,700	2024-25 204,000
2019-20	265,000	2025-26 212,400
2020-21	-	2026-27 220,400
2021-22	114,200	2027-28 229,900
2022-23	88,800	2028-29 240,700

Under [Act 1 of Special Session No. 1 of 2006](#) and [Act 7 of 2023](#), the Property Tax Relief Fund supports Property Tax and Rent Rebate program expansion costs through transfer of gaming revenues. [Act 20 of 2020](#) authorized the early payment of Property Tax and Rent Relief payments shifting payments from July 2020 to the prior fiscal year. [Act 7 of 2023](#) further expanded the program beginning in claim year 2023 enabling homeowners and renters with household incomes of \$45,000 or less to qualify for rebates from \$380 to \$1,000.

Miscellaneous

(Dollar Amounts in Thousands)

Actual		Estimated
2017-18	\$ 2,699	2023-24 \$ 33,673
2018-19	3,516	2024-25 14,978
2019-20	2,868	2025-26 7,938
2020-21	476	2026-27 4,821
2021-22	708	2027-28 4,202
2022-23	23,308	2028-29 3,987

Miscellaneous revenue includes interest earned on securities, interest on deposits, gain on sale of securities, and refund of expenditures.

– THIS PAGE INTENTIONALLY LEFT BLANK –



Commonwealth of Pennsylvania
Governor's Executive Budget

TAX EXPENDITURES

Tax credits, deductions, exemptions, and exclusions provided by law result in a significant reduction in revenues that would otherwise be received at current tax rates. These reductions are referred to as tax expenditures. Proposed changes to current law tax expenditures are shown in Section C.

Tax Expenditure Analysis

The traditional budget process involves estimating Commonwealth revenues and appropriating these funds for numerous programs. This process undergoes intense scrutiny from interests inside and outside government. Constrained by available revenues, programs are initiated, expanded, limited, or deleted based on merit. To augment the traditional budget process, this budget includes an analysis of indirect expenditures that occur through special treatment within the tax structure. Various tax credits, deductions, exemptions, and exclusions are provided, resulting in reductions in revenue that would otherwise be received by the Commonwealth at current tax rates. Cumulatively, these are referred to in this budget as “tax expenditures.”

The Commonwealth’s tax structure contains many tax expenditures, ranging from the sales and use tax exemption for firewood to the S corporation exemption in the corporate net income tax. In general, they confer special treatment on specific taxpayers, activities, or goods and services. The tax expenditures listed in this budget result from the accumulation of many prior legislative sessions, and the original intent of certain tax expenditures may no longer align with current policies. A comprehensive tax expenditure analysis permits an on-going evaluation of each tax expenditure.

Act 180 of 1992 revised the requirements for the Governor’s Executive Budget tax expenditure analysis. This act stipulated that tax expenditure data be revised and updated every two years. Therefore, consistent with this provision, tax expenditures presented in this and subsequent budget documents will be updated and revised biennially. Exceptions include tax expenditures initiated, deleted, or amended by statute, expenditures where improved data allow significant revisions, or items of significant policy interest.

The 2024-25 Governor’s Executive Budget presents this tax expenditure analysis covering Commonwealth taxes that historically had annual receipts of at least \$20 million. A complete list of covered taxes is shown in the Table of Contents. The intended purposes of the current analyses are to:

- (1) Identify indirect sources of budgetary support for various activities,
- (2) Present estimated costs associated with each tax expenditure,
- (3) Present actual or estimated costs of administering each tax expenditure,
- (4) Present actual or estimated numbers and descriptions of benefiting taxpayers, and
- (5) Allow for administration, legislative, and public scrutiny and facilitate discussion on each tax expenditure’s merits.

For the purposes of this document, a “tax expenditure” is defined as a reduction in revenue that would otherwise be collected by the Commonwealth due to an exemption, reduction, deduction, limitation, exclusion, tax deferral, discount, refund, commission, credit, special rate, or special treatment. This definition provides a general framework for determining whether to classify certain items as tax expenditures. To facilitate this classification process, six specific criteria have been adopted to augment the general definition of a tax expenditure:

- (1) Reduces state revenues,
- (2) Confers special treatment,
- (3) Is included in the defined tax base,
- (4) Is not subjected to equivalent alternative taxation,
- (5) Can be altered by a change in state law, and
- (6) Is not an appropriation.

The following examples clarify the use of these criteria for several items not considered to be tax expenditures:

Purchases made by Commonwealth agencies are not subject to sales and use tax. If these transactions were not exempted, tax revenues would increase, but increased Commonwealth expenses would offset revenues. Therefore, no net budgetary change occurs. This item is not a tax expenditure.

The exclusion of a sale for resale from sales and use tax is not considered a tax expenditure because the tax is imposed on each separate sale at retail of tangible personal property or services.

Financial institutions and insurance companies are exempted from corporate net income tax (CNIT). However, these corporations are subject to alternative taxes: the bank and trust company shares tax, mutual thrift institutions tax, or insurance premiums tax. The exemption of these corporations from the CNIT is not in itself a tax expenditure; however, to the extent that those taxes may not impose proportionate tax burdens on the exempted companies, the overall tax structure may involve some indirect tax expenditure.

The pro rata exclusion of U.S. securities from the bank and trust company shares tax was a state legislative response to a federal prohibition against direct taxation of these obligations or income derived from them. As this cannot be altered by changing state law, this exclusion is not a tax expenditure.

There are three primary limitations on tax expenditure estimates. First, estimated revenue foregone due to a tax expenditure should not be construed as the revenue that could be gained if the tax expenditure provision were rescinded in legislation. The impact of any particular piece of legislation will vary depending on how the bill is drafted, how its terms are defined, when it becomes effective, and how it relates to other parts of the tax law. In contrast, tax expenditure estimates are often based on concepts defined by the way that government statistics on the subject are made available to the department. Furthermore, no attempt has been made to account for changes in taxpayer behavior that may occur because of tax law changes. For example, if the sales and use tax exemptions were rescinded for equipment and utilities directly used in manufacturing, it is possible that capital investment in manufacturing would be reduced and that these sales and use tax receipts would be less than the tax expenditure estimate.

A second limitation is that individual estimates are not additive. It is not always possible to estimate each tax expenditure with regard to interactions with other provisions of that tax or other taxes. For example, certain exempt items qualify under multiple tax expenditures. If gasoline were to be included in the sales and use tax base, agricultural, political subdivision, and manufacturing/processing use would continue to be exempt under other provisions. Therefore, no bottom line can be presented similar to that shown for total revenues or expenditures in the current Governor's Executive Budget.

Third, these estimates are, in many cases, necessarily derived from data completely independent of taxpayer returns. Minor differences in data collection techniques among the various data sources used could introduce a small element of error into the estimates. Thus, these estimates are intended to represent the magnitude of each tax expenditure, not to provide pinpoint accuracy.

All estimates appear in millions of dollars. The word "nominal" is used when the estimated impact is less than \$100,000. Estimates of revenue loss or beneficiary count and description that are not available are represented by "N/A." Costs incurred to administer tax expenditures are estimated by major tax category or, if available, by a specific tax expenditure. Identified costs for a major tax category are provided at the beginning of the tax expenditure group. No administrative costs are reported for tax expenditures that provide incentives to implement or continue programs that replace or supplement efforts that would otherwise be the responsibility of state government.

This analysis is a general guide to tax expenditures in Pennsylvania. It is not intended to be a tax manual, and statements within it should not be construed as interpretations of the law or regulations.

Expenditure Introduction

ADMINISTRATIVE COSTS:

Costs incurred to administer the multiple tax expenditures cannot be separately identified. Tax expenditures are a significant factor associated with the need for more compliance audits and the increased complexity of compliance audits. These audits contribute significantly to the volume of appeals processed by the Department of Revenue.

(Dollar Amounts in Millions)

ADMINISTRATIVE COST ESTIMATES:	General Fund	2022-23	2023-24	2024-25	2025-26	2026-27	2027-28	2028-29
	Corporate Taxes	\$ 6.1	\$ 6.3	\$ 6.5	\$ 6.7	\$ 6.9	\$ 7.1	\$ 7.3
	Consumption Taxes	16.5	16.8	17.0	17.3	17.5	17.8	18.1
	Other Taxes	1.9	2.0	2.1	2.1	2.2	2.2	2.3
	Motor License Fund	2022-23	2023-24	2024-25	2025-26	2026-27	2027-28	2028-29
	Oil Company Franchise Tax	\$ 0.4	\$ 0.4	\$ 0.4	\$ 0.4	\$ 0.4	\$ 0.4	\$ 0.4
	Motor Carriers Road Tax/IFTA	1.2	1.2	1.2	1.2	1.2	1.3	1.3
	Motor Vehicle Code	0.1	0.1	0.1	0.1	0.1	0.1	0.1

Administrative costs for the following special funds are nominal: Public Transportation Assistance Fund, Unemployment Compensation Insurance Tax, and State Gaming Fund.

Corporate Taxes included in figures above:

Corporate net income tax, gross receipts tax, public utility realty tax, insurance premiums tax, and bank and trust company shares.

Consumption taxes included in figures above:

Sales and use tax and cigarette tax.

Other taxes included in figures above:

Personal income tax, inheritance tax, realty transfer tax, and table game taxes.

BENEFICIARIES:

Information provided under the "Beneficiaries" headings represents an actual or estimated number and description of Pennsylvania residents, households, or businesses benefiting from that specific tax expenditure. An unreported number of non-Pennsylvania entities may also benefit from the tax expenditure.

FURTHER INFORMATION:

[Tax Compendium](#)

[Sales and Use Tax Retailer's Information](#)

[Personal Income Tax Guide](#)

[Property Tax/Rent Rebate Program Report](#)

Tax Credit Programs - Introduction

GENERAL INFORMATION:	Tax credit programs incentivize the growth and development of certain industries and activities within the Commonwealth. Eligible taxpayers and tax types vary by credit, along with timelines for usage, and rules for sale, assignment, or pass through.
BENEFICIARIES:	Estimates of numbers of businesses, individuals, and other entities benefiting from various tax credits are approximate.
ADMINISTRATIVE COSTS:	Administrative costs are borne by multiple departments, depending on the particular program. Costs for 2022-23 are estimated at \$2.7 million.
AUTHORIZING LEGISLATION:	<p>Most of the tax credit programs are authorized in two codes:</p> <ul style="list-style-type: none"> • Tax Reform Code of 1971 (P.L. 6, No. 2), as amended (TRC). • Public School Code of 1949 (P.L. 30, No. 14), as amended (PSC). <p>The remaining programs have their specific legislation noted.</p>

TAX CREDIT PROGRAM

[Neighborhood Assistance](#)
[New Jobs](#)
[Research and Development](#)
[Keystone Opportunity Zones](#)
[Education Improvement](#)
[Opportunity Scholarship](#)
[Keystone Innovation Zones](#)
[Film Production](#)
[Video Game Production](#)
[Entertainment Economic Enhancement Program](#)
[Strategic Development Areas](#)
[Resource Enhancement and Protection](#)
[Keystone Special Development Zones](#)
[Resource Manufacturing](#)
[Historic Preservation Incentive](#)
[Organ and Bone Marrow Donation](#)
[Exemptions for Out-of-State Entities during a Declared Emergency](#)
[Waterfront Development](#)
[Coal Refuse Energy and Reclamation](#)
[Manufacturing](#)
[Rural Jobs and Investment](#)
[Brewers'](#)
[Mixed-Use Development](#)
[Pennsylvania Housing](#)
[Airport Land Development Zone](#)
[Local Resource Manufacturing](#)
[Pennsylvania Milk Processing](#)
[Regional Clean Hydrogen Hubs](#)
[Semiconductor Manufacturing and Biomedical Manufacturing and Research](#)

AUTHORIZING LEGISLATION

Article XIX-A of the TRC
 Article XVIII-B of the TRC
 Article XVII-B of the TRC
 Act 92 of October 6, 1998 (P.L. 702, No. 92)
 Article XX-B of the PSC
 Article XX-B of the PSC
 Article XIX-F of the TRC
 Article XVII-D of the TRC
 Article XVII-D of the TRC
 Article XVII-D of the TRC
 Article XXIX-C of the TRC
 Article XVII-E of the TRC
 Article XIX-C of the TRC
 Article XVII-G of the TRC
 Article XVII-H of the TRC
 Article XVIII of the TRC
 Act 203 of 2014 (P.L. 3044, No. 203)
 Article XVII-K of the TRC
 Article XVII-J of the TRC
 Article XVIII-G of the TRC
 Article XVIII-G of the TRC
 Article XX, Section 2010 of the TRC
 Article XIX-E of the TRC
 Article XIX-G of the TRC
 Article XIX-H of the TRC
 Article XVII-L of the TRC
 Article XVII-L of the TRC
 Article XVII-L of the TRC
 Article XVII-L of the TRC

General Fund Tax Expenditures

Tax Credit Programs - Estimates

PROGRAM ESTIMATES:

2022-23 reflects actual credit awards. Future years reflect program caps, as applicable, or estimates for formula-based programs.

(Dollar Amounts in Millions)

TAX CREDIT PROGRAM	2022-23	2023-24	2024-25	2025-26	2026-27	2027-28	2028-29
Neighborhood Assistance	\$ 36.0	\$ 36.0	\$ 36.0	\$ 36.0	\$ 36.0	\$ 36.0	\$ 36.0
New Jobs	1.7	4.1	7.4	4.0	3.9	3.9	3.1
Research and Development	60.0	60.0	60.0	60.0	60.0	60.0	60.0
Keystone Opportunity Zones	126.8	121.7	78.6	72.6	52.0	49.5	48.1
Education Improvement	340.0	470.0	470.0	470.0	470.0	470.0	470.0
Opportunity Scholarship	65.0	85.0	85.0	85.0	85.0	85.0	85.0
Keystone Innovation Zones	13.3	15.0	15.0	15.0	15.0	15.0	15.0
Film Production	100.0	100.0	100.0	100.0	100.0	100.0	100.0
Video Game Production	1.0	1.0	1.0	1.0	1.0	1.0	1.0
Entertainment Economic Enhancement Program	9.8	24.0	24.0	24.0	24.0	24.0	24.0
Strategic Development Areas	0.0	--	--	--	--	--	--
Resource Enhancement and Protection	13.0	13.0	13.0	13.0	13.0	13.0	13.0
Keystone Special Development Zones	5.2	N/A	N/A	N/A	N/A	N/A	N/A
Resource Manufacturing	5.0	60.9	65.0	65.0	65.0	65.0	65.0
Historic Preservation Incentive	5.0	5.0	5.0	5.0	5.0	5.0	5.0
Organ and Bone Marrow Donation	0.0	Nominal	Nominal	Nominal	Nominal	Nominal	Nominal
Exemptions for Out-of-State Entities during a Declared Emergency	N/A	N/A	N/A	N/A	N/A	N/A	N/A
Waterfront Development	5.0	5.0	5.0	5.0	5.0	5.0	5.0
Coal Refuse Energy and Reclamation	20.0	20.0	20.0	20.0	20.0	20.0	20.0
Manufacturing	1.1	4.0	4.0	4.0	4.0	4.0	4.0
Rural Jobs and Investment	0.0	0.0	6.0	6.0	6.0	6.0	6.0
Brewers'	3.6	5.0	5.0	5.0	5.0	5.0	5.0
Mixed-Use Development	4.5	4.5	4.5	4.5	4.5	4.5	4.5
Pennsylvania Housing	0.0	10.0	10.0	10.0	10.0	10.0	10.0
Airport Land Development Zone	0.0	1.8	4.5	7.1	9.8	10.9	10.9
Local Resource Manufacturing	--	56.7	56.7	56.7	56.7	56.7	56.7
Pennsylvania Milk Processing	0.0	15.0	15.0	15.0	15.0	15.0	15.0
Regional Clean Hydrogen Hubs	--	50.0	50.0	50.0	50.0	50.0	50.0
Semiconductor Manufacturing and Biomedical Manufacturing and Research	0.0	20.0	20.0	20.0	20.0	20.0	--

General Fund Tax Expenditures

Tax Credit Programs - Beneficiaries

TAX CREDIT PROGRAM	COMPANIES	INDIVIDUALS	ORGANIZATIONS	OTHER
Neighborhood Assistance	180	250		
New Jobs	30			
Research and Development	1,000			
Keystone Opportunity Zones	620			
Education Improvement	1,300	10,700	1,340	
Opportunity Scholarship	500	3,200	190	
Keystone Innovation Zones	180			
Film Production				30 film projects
Resource Enhancement and Protection	140	240		
Brewers'	675			
Airport Land Development Zone	50			
Local Resource Manufacturing	3			

MINIMAL NUMBER OF BENEFICIARIES

Video Game Production	Organ and Bone Marrow Donation
Entertainment Economic Enhancement	Waterfront Development
Strategic Development Areas	Mixed-Use Development

UNKNOWN NUMBER OF BENEFICIARIES

Keystone Special Development Zones	Rural Jobs and Investment
Resource Manufacturing	Pennsylvania Housing
Historic Preservation Incentive	Pennsylvania Milk Processing
Exemptions for Out-of-State Entities during a Declared Emergency	Semiconductor Manufacturing and Biomedical Manufacturing and Research
Manufacturing	Regional Clean Hydrogen Hubs
Coal Refuse Energy and Reclamation	

Tax Credit Programs - Administering Agencies

ENTITIES RESPONSIBLE FOR TAX CREDIT ADMINISTRATION

DCED	Department of Community and Economic Development
DEP	Department of Environmental Protection
DOR	Department of Revenue
PDE	Department of Education
PHFA	Pennsylvania Housing Finance Agency
PHMC	Pennsylvania Historical and Museum Commission
SCC	Department of Agriculture's State Conservation Commission

TAX CREDIT PROGRAM

ADMINISTERING ENTITIES

Neighborhood Assistance	DCED, DOR
New Jobs	DCED, DOR
Research and Development	DCED, DOR
Keystone Opportunity Zones	DCED, DOR
Education Improvement	DCED, DOR, PDE
Opportunity Scholarship	DCED, DOR, PDE
Keystone Innovation Zones	DCED, DOR
Film Production	DCED, DOR
Video Game Production	DCED, DOR
Entertainment Economic Enhancement Program	DCED, DOR
Strategic Development Areas	DCED, DOR
Resource Enhancement and Protection	DOR, SCC
Keystone Special Development Zones	DCED, DOR
Resource Manufacturing	DCED, DOR
Historic Preservation Incentive	DCED, DOR, PHMC
Organ and Bone Marrow Donation	DOR
Exemptions for Out-of-State Entities during a Declared Emergency	DOR
Waterfront Development	DCED
Coal Refuse Energy and Reclamation	DCED, DOR, DEP
Manufacturing	DCED, DOR
Rural Jobs and Investment	DCED, DOR
Brewers'	DOR
Mixed-Use Development	DOR, PHFA
Pennsylvania Housing	DOR, PHFA
Airport Land Development Zone	DCED, DOR
Local Resource Manufacturing	DCED, DOR
Pennsylvania Milk Processing	DOR
Regional Clean Hydrogen Hubs	DCED, DOR
Semiconductor Manufacturing and Biomedical Manufacturing and Research	DOR

General Fund Tax Expenditures

Corporate Net Income Tax

NONPROFIT CORPORATIONS EXEMPTION

Description: Any nonprofit corporation or entity that is an exempt organization as defined by section 501 of Internal Revenue Code of 1986 (P.L. 99-514, 26 U.S.C.) is exempt from the corporate net income tax (CNIT). Corporations organized as nonprofits but not operating as nonprofits are excluded from this exemption.

Purpose: This exemption provides tax relief to nonprofit corporations including religious, charitable, educational, and scientific organizations that are perceived as providing social benefits.

(Dollar Amounts in Millions)

Estimates:	2022-23	2023-24	2024-25	2025-26	2026-27	2027-28	2028-29
	\$ 63.4	\$ 59.2	\$ 56.1	\$ 53.3	\$ 50.5	\$ 47.7	\$ 44.7

Beneficiaries: Approximately 2,500 nonprofit corporations operating in Pennsylvania with unrelated business income benefit from this tax expenditure.

SALES FACTOR APPORTIONMENT WEIGHT

Description: Since tax year 2013, corporations with activities in multiple states apportion their income to Pennsylvania using a single sales factor. Prior to that, there were weighted formulas that incorporated property, payroll, and sales. All sales include the sale of real property, intangible property, and services sourced at the location of the consumer. The estimates shown below measure the impact of reverting to an equally weighted, three-factor formula.

Purpose: Corporations with a higher percentage of property and payroll invested in Pennsylvania (compared to their percentage of sales in Pennsylvania) will have less taxable income apportioned to the Commonwealth. Therefore, those corporations will have a reduced tax burden. This encourages business investment in Pennsylvania in the form of property and employment.

(Dollar Amounts in Millions)

Estimates:	2022-23	2023-24	2024-25	2025-26	2026-27	2027-28	2028-29
	\$ 838.3	\$ 856.9	\$ 841.5	\$ 771.3	\$ 706.8	\$ 650.7	\$ 597.4

Beneficiaries: More than 34,500 corporations are affected by this expenditure. Of those, 8,000 benefit (i.e., have their taxable income reduced) from the expenditure. The estimates shown above reflect the net impact and represent the change in corporate net income tax from corporations who have their taxable income reduced, as well as the impact on corporations that have their taxable income increased as a result of this tax expenditure.

FEDERAL INSURANCE CONTRIBUTIONS ACT (FICA) TAX ON TIPS DEDUCTION

Description: Eating and drinking establishments can claim a deduction from their Pennsylvania taxable income equal to the amount of Federal Insurance Contributions Act (FICA) tax on employees' tips.

Purpose: This deduction harmonizes Pennsylvania law with federal tax law, substituting the federal Credit for Employer Social Security and Medicare taxes with a deduction from federal income for Pennsylvania purposes.

(Dollar Amounts in Millions)

Estimates:	2022-23	2023-24	2024-25	2025-26	2026-27	2027-28	2028-29
	\$ 3.1	\$ 3.1	\$ 3.1	\$ 3.0	\$ 2.8	\$ 2.7	\$ 2.6

Beneficiaries: Approximately 2,400 taxpayers representing eating and drinking establishments could benefit from this tax expenditure.

General Fund Tax Expenditures

NET OPERATING LOSS CARRYFORWARD

Description: Corporations may deduct net losses accrued over the preceding 20 tax years from their current year taxable income, capped at 40 percent for tax years 2019 and beyond.

Purpose: This deduction reduces the tax burden for a period of time after an operating loss, thereby aiding a corporation that has returned to economic viability as measured by taxable income.

(Dollar Amounts in Millions)

<i>Estimates:</i>	2022-23	2023-24	2024-25	2025-26	2026-27	2027-28	2028-29
	\$ 722.8	\$ 738.9	\$ 725.6	\$ 665.0	\$ 609.4	\$ 561.1	\$ 515.1

Beneficiaries: Approximately 17,800 businesses per year benefit from this tax expenditure.

NONPROFIT NONSTOCK COMMODITY OR STOCK EXCHANGE EXEMPTION

Description: Not-for-profit nonstock commodity or stock exchanges are excluded from the definition of a corporation for corporate net income tax purposes.

Purpose: This exemption provides tax relief for nonprofit nonstock commodity or stock exchanges.

(Dollar Amounts in Millions)

<i>Estimates:</i>	2022-23	2023-24	2024-25	2025-26	2026-27	2027-28	2028-29
	N/A	N/A	N/A	N/A	N/A	N/A	N/A

Beneficiaries: A minimal number of corporate taxpayers benefit from this tax expenditure.

PENNSYLVANIA S CORPORATION EXEMPTION

Description: Corporations with a valid Pennsylvania S corporation election in effect for the taxable year are subject to CNIT only to the extent that they have net recognized built-in gains. Pennsylvania S corporation shareholders must include their distributive share of Pennsylvania S corporation income for Pennsylvania personal income tax (PIT) purposes. The tax expenditure is the difference between what is paid by the shareholders under PIT and what the corporations would have paid had they been fully subject to CNIT.

Purpose: This provision allows for tax treatment similar to that of the Internal Revenue Service and most other states, for businesses with this legal form of organization.

(Dollar Amounts in Millions)

<i>Estimates:</i>	2022-23	2023-24	2024-25	2025-26	2026-27	2027-28	2028-29
	\$ 1,115.2	\$ 1,012.3	\$ 902.7	\$ 751.1	\$ 618.1	\$ 504.5	\$ 404.0

Beneficiaries: Approximately 161,000 sub-chapter S corporations doing business in Pennsylvania could benefit from this tax expenditure.

LIMITED LIABILITY COMPANIES (LLC) EXEMPTION

Description: Limited Liability Companies (LLCs) that are not taxed as corporations for federal purposes are exempt from the Pennsylvania CNIT. Members of the LLC must include their share of the LLC's income for Pennsylvania PIT purposes or for CNIT if a corporate member. The tax expenditure is the difference between what is paid by the members under PIT and CNIT and what the LLC entities would have paid under CNIT.

Purpose: This provision allows tax treatment similar to that of the Internal Revenue Service, and most other states, for businesses with this legal form of organization.

(Dollar Amounts in Millions)

<i>Estimates:</i>	2022-23	2023-24	2024-25	2025-26	2026-27	2027-28	2028-29
	\$ 2,051.0	\$ 1,879.9	\$ 1,691.0	\$ 1,420.5	\$ 1,182.5	\$ 979.1	\$ 798.5

Beneficiaries: As many as 166,500 companies doing business in Pennsylvania benefit from this tax expenditure.

General Fund Tax Expenditures

POWDERED METALLURGY NEXUS EXEMPTION

Description: Out-of-state customers of Pennsylvania powdered metallurgy parts manufacturers are eligible for a nexus exemption.

Purpose: This nexus exemption ensures that Pennsylvania powdered metallurgy parts manufacturers will not lose business due to a concern that out-of-state customers may be unduly subject to Pennsylvania taxation as a result of contracting with such a company.

(Dollar Amounts in Millions)

Estimates:	2022-23	2023-24	2024-25	2025-26	2026-27	2027-28	2028-29
	N/A	N/A	N/A	N/A	N/A	N/A	N/A

Beneficiaries: A minimal number of corporate taxpayers benefit from this tax expenditure.

QUALIFIED MANUFACTURING INNOVATION & REINVESTMENT DEDUCTION

Description: Pennsylvania taxpayers who invest in the creation of a new or refurbished manufacturing facility can qualify for a deduction from their Pennsylvania apportioned income. The deduction cannot reduce total tax liability by more than 50 percent, is non-transferable, and expires at the end of the corresponding tax year.

Purpose: The deduction is intended to make Pennsylvania a more attractive place to make large capital investments in modern manufacturing.

(Dollar Amounts in Millions)

Estimates:	2022-23	2023-24	2024-25	2025-26	2026-27	2027-28	2028-29
	\$ 0.0	\$ 23.8	\$ 48.7	\$ 67.8	\$ 84.3	\$ 102.6	\$ 105.3

Beneficiaries: A minimal number of corporate taxpayers benefit from this tax expenditure.

AIR FREIGHT FORWARDING SPECIAL APPORTIONMENT

Description: Qualified air freight forwarding companies can utilize a special income apportionment factor based on revenue miles for tax years starting after December 31, 2016. A revenue mile means the average receipts derived from the transportation by the taxpayer of persons or property one mile. Qualified companies are those engaged in the air freight forwarding business and primarily use an airline with which it has common ownership and control. Such companies shall use the revenue miles of the airline.

Purpose: Allowing qualified air freight forwarding companies to apportion their net income in the same manner as other transportation companies creates equal treatment amongst similar taxpayers.

(Dollar Amounts in Millions)

Estimates:	2022-23	2023-24	2024-25	2025-26	2026-27	2027-28	2028-29
	\$ 9.4	\$ 9.0	\$ 8.7	\$ 8.5	\$ 8.2	\$ 7.8	\$ 7.5

Beneficiaries: A minimal number of corporate taxpayers benefit from this tax expenditure.

General Fund Tax Expenditures

Gross Receipts Tax

MUNICIPALLY-OWNED PUBLIC UTILITIES

Description: Gross receipts of public utilities owned or operated by a municipality are exempt from tax to the extent the gross receipts are derived from business done inside the limits of the municipality.

Purpose: This exemption encourages municipalities to develop and invest in public utility services and supplemental energy sources including cogeneration facilities. It also benefits residents to the extent the tax relief is reflected through lower utility rates.

(Dollar Amounts in Millions)

Estimates:	2022-23	2023-24	2024-25	2025-26	2026-27	2027-28	2028-29
	\$ 9.5	\$ 8.5	\$ 8.8	\$ 9.7	\$ 9.0	\$ 9.0	\$ 9.2

Beneficiaries: The 35 municipally-owned utilities operating in the Commonwealth benefit from this tax expenditure.

NUCLEAR GENERATING FACILITY DAMAGE

Description: Gross receipts derived from the sale of electricity by an electric light company which are attributable to the recovery of purchased energy costs, clean-up costs, and investment write-off costs due to damage to a nuclear generating facility are exempt from tax.

Purpose: This tax relief alleviates the financial hardship faced by the public utility as a result of damage caused by an accident or natural disaster.

(Dollar Amounts in Millions)

Estimates:	2022-23	2023-24	2024-25	2025-26	2026-27	2027-28	2028-29
	N/A	N/A	N/A	N/A	N/A	N/A	N/A

Beneficiaries: One hundred fifty electric suppliers could potentially benefit from this tax expenditure.

ELECTRIC COOPERATIVES

Description: Gross receipts of electric cooperatives are exempt from the tax.

Purpose: These cooperatives are nonprofit corporations organized to engage in rural electrification and are perceived to provide public benefit. This exemption permits this service to be rendered at a reduced cost to the rate payers.

(Dollar Amounts in Millions)

Estimates:	2022-23	2023-24	2024-25	2025-26	2026-27	2027-28	2028-29
	\$ 21.1	\$ 20.2	\$ 19.8	\$ 21.8	\$ 20.2	\$ 20.3	\$ 20.6

Beneficiaries: The 13 cooperatives in the Commonwealth benefit from this tax expenditure.

General Fund Tax Expenditures

Public Utility Realty Tax

PROPERTY SUBJECT TO LOCAL TAXATION

Description: Property subject to local real estate taxation under any law in effect on April 23, 1968, is excluded from the Public Utility Realty Tax Act (PURTA) tax base.

Purpose: The Constitution of Pennsylvania was amended April 23, 1968, to provide for state taxation of public utility realty property; however, any law in effect which subjected real property of a public utility to local real estate taxation was left in place. This provision prevents the double taxation of such property.

Estimates: (Dollar Amounts in Millions)

	2022-23	2023-24	2024-25	2025-26	2026-27	2027-28	2028-29
	\$ 3.3	\$ 3.3	\$ 3.3	\$ 3.4	\$ 3.4	\$ 3.4	\$ 3.4

Beneficiaries: The 287 public utilities could benefit from this tax expenditure.

EASEMENTS

Description: Easements or similar interests are excluded from the tax base. An easement is an interest in land owned by another entity, which entitles a public utility company to limited use related to the provision of utility service.

Purpose: PURTA is intended as a tax on real property and not as a tax on intangible assets, such as easement rights.

Estimates: (Dollar Amounts in Millions)

	2022-23	2023-24	2024-25	2025-26	2026-27	2027-28	2028-29
	\$ 2.9	\$ 2.9	\$ 3.0	\$ 3.0	\$ 3.0	\$ 3.0	\$ 3.1

Beneficiaries: The 287 public utilities could benefit from this tax expenditure.

RAILROAD RIGHTS-OF-WAY

Description: Railroad rights-of-way and superstructures thereon are excluded from the tax base. Railroad rights-of-way are limited ownership of land to be used exclusively for the provision of rail transportation service.

Purpose: PURTA is intended as a tax on real property and not as a tax on intangible assets, such as rights-of-way. This tax relief may encourage the development of our railroad network.

Estimates: (Dollar Amounts in Millions)

	2022-23	2023-24	2024-25	2025-26	2026-27	2027-28	2028-29
	\$ 6.7	\$ 6.8	\$ 6.9	\$ 6.9	\$ 7.0	\$ 7.0	\$ 7.1

Beneficiaries: The 23 railroad public utilities could benefit from this tax expenditure.

SEWAGE SERVICES

Description: Public utilities furnishing sewage services are exempt from tax.

Purpose: This provides tax relief to companies that are in the business of sewage treatment and encourages investment in sewage treatment facilities.

Estimates: (Dollar Amounts in Millions)

	2022-23	2023-24	2024-25	2025-26	2026-27	2027-28	2028-29
	\$ 5.9	\$ 6.0	\$ 6.0	\$ 6.1	\$ 6.1	\$ 6.2	\$ 6.3

Beneficiaries: The 33 public utilities that provide sewage services benefit from this tax expenditure.

General Fund Tax Expenditures

MUNICIPALITIES

Description: Municipalities or municipal authorities furnishing electric, natural gas, telephone, or water public utility services are exempt from tax.

Purpose: The real property used for municipally furnished utility services is public property used for public purposes. Moreover, taxing such property would result in the municipal government funding the realty tax equivalent re-distributed to local taxing authorities.

(Dollar Amounts in Millions)

<i>Estimates:</i>	2022-23	2023-24	2024-25	2025-26	2026-27	2027-28	2028-29
	\$ 3.7	\$ 3.7	\$ 3.7	\$ 3.8	\$ 3.8	\$ 3.8	\$ 3.9

Beneficiaries: The 520 municipal authorities and the 35 municipal public utilities benefit from this tax expenditure.

ELECTRIC GENERATION FACILITIES

Description: Land and improvements indispensable to the generation of electricity are subject to local real estate tax and are excluded from the PURTA tax base and the realty tax equivalent.

Purpose: Electric generation facilities were removed from the tax base because electric generation is no longer regulated as a public utility function. This exemption allows a level playing field for participants in electricity supply.

(Dollar Amounts in Millions)

<i>Estimates:</i>	2022-23	2023-24	2024-25	2025-26	2026-27	2027-28	2028-29
	\$ 26.4	\$ 26.7	\$ 26.9	\$ 27.1	\$ 27.4	\$ 27.6	\$ 27.9

Beneficiaries: The 26 electric utilities owning generating assets in Pennsylvania benefit from this tax expenditure.

TRANSITION CREDIT

Description: During the transition years 1998 through 2001, tax liability of a public utility under PURTA was limited to 250 percent of its immediate prior year's liability with any reduction in the liability capped at \$100,000 per taxable year. The cost of the transition credit in current fiscal years depends on the calculation of the compensating adjustments for the affected tax years.

Purpose: The PURTA transition credit provides limited relief to taxpayers having a significant increase in their PURTA tax base as a result of Act 4 of 1999.

(Dollar Amounts in Millions)

<i>Estimates:</i>	2022-23	2023-24	2024-25	2025-26	2026-27	2027-28	2028-29
	Nominal	Nominal	Nominal	Nominal	Nominal	Nominal	Nominal

Beneficiaries: Approximately 15 taxpayers benefit from this tax expenditure.

Insurance Premiums Tax

MUTUAL BENEFICIAL ASSOCIATIONS

Description: Purely mutual beneficial associations, whose funds benefit members, families, or heirs and are made up entirely of member contributions and accumulated interest, are exempt from insurance premiums tax (IPT).

Purpose: Mutual beneficial associations are charitable and benevolent organizations that provide life, accident, and health benefits for their members.

(Dollar Amounts in Millions)

Estimates:	2022-23	2023-24	2024-25	2025-26	2026-27	2027-28	2028-29
	\$ 20.4	\$ 19.7	\$ 21.5	\$ 22.3	\$ 23.1	\$ 24.0	\$ 24.9

Beneficiaries: Approximately 60 mutual beneficial associations doing business in Pennsylvania benefit from this tax expenditure.

NONPROFIT HOSPITAL AND MEDICAL CARE SERVICE ORGANIZATIONS

Description: Companies organized under the Nonprofit Hospital Plan Act (Act 378 of 1937), the Nonprofit Medical, Osteopathic, Dental and Podiatry Service Corporation Act (Act 399 of 1939), and their successor acts are exempt from IPT.

Purpose: These companies are deemed to be charitable and benevolent institutions that provide hospital and/or medical care to their subscribers.

(Dollar Amounts in Millions)

Estimates:	2022-23	2023-24	2024-25	2025-26	2026-27	2027-28	2028-29
	\$ 71.8	\$ 73.6	\$ 75.4	\$ 77.6	\$ 80.1	\$ 82.6	\$ 85.0

Beneficiaries: Eleven nonprofit hospital and medical care service organizations doing business in Pennsylvania benefit from this tax expenditure.

EXTRAORDINARY MEDICAL BENEFIT

Description: An exemption is allowed for premiums collected by automobile insurance companies for optional extraordinary medical benefit coverage from \$100,000 to \$1,100,000.

Purpose: This exemption benefits private insurance companies that are required to provide the extraordinary medical coverage as a result of the repeal of Pennsylvania's Catastrophic Loss Trust Fund.

(Dollar Amounts in Millions)

Estimates:	2022-23	2023-24	2024-25	2025-26	2026-27	2027-28	2028-29
	\$ 0.1	\$ 0.1	\$ 0.2	\$ 0.2	\$ 0.2	\$ 0.2	\$ 0.2

Beneficiaries: Approximately 870 automobile insurance companies licensed to do business in Pennsylvania may benefit from this tax expenditure.

General Fund Tax Expenditures

LIFE AND HEALTH INSURANCE GUARANTY ASSOCIATION CREDIT

Description: A tax credit is available to companies that are members of the Pennsylvania Life and Health Insurance Guaranty Association (PLHIGA) to offset a proportionate part of assessment payments made to the association against the insurance premiums tax. The credit is for the portion of the assessment that is unrecoverable through premiums and must be taken over five years.

Purpose: PLHIGA protects policyholders and claimants by providing for the payment of benefits and the continuation of coverage under life, health, accident, and annuity policies under certain circumstances. This credit provides relief to member companies by allowing them to recoup a portion of their assessment payments in the form of tax credits.

(Dollar Amounts in Millions)

Estimates:	2022-23	2023-24	2024-25	2025-26	2026-27	2027-28	2028-29
	\$ 41.6	\$ 31.9	\$ 12.5	\$ 7.8	\$ 3.6	Nominal	Nominal

Beneficiaries: Approximately 450 life, accident, and health insurance companies doing business in Pennsylvania may benefit from this tax expenditure.

PROPERTY AND CASUALTY INSURANCE GUARANTY ASSOCIATION CREDIT

Description: A tax credit is available to companies that are members of the Pennsylvania Property and Casualty Insurance Guaranty Association (PP&CIGA) for assessments paid to the association in the calendar year that exceed 1 percent of gross premiums collected from policy holders. The credit must be taken proportionately over five years, beginning the year after the assessment is paid.

Purpose: PP&CIGA protects policyholders and claimants by providing for the payment of benefits and claims for property and casualty policies under certain circumstances. This credit provides relief to member companies by allowing them to recoup a portion of their assessment payments in the form of tax credits.

(Dollar Amounts in Millions)

Estimates:	2022-23	2023-24	2024-25	2025-26	2026-27	2027-28	2028-29
	Nominal	Nominal	\$ 0.6	\$ 1.3	\$ 1.9	\$ 2.6	\$ 3.3

Beneficiaries: Approximately 1,090 property and casualty insurers doing business in Pennsylvania benefit from this tax expenditure.

General Fund Tax Expenditures

INNOVATE IN PA TAX CREDIT

Description: A total of \$100 million in tax credits were purchased by qualified insurance companies in 2015. The credits may be claimed beginning in calendar year 2017 against IPT liabilities incurred for a taxable year beginning on or after January 1, 2016. The total amount of credits applied against IPT liability by all qualified taxpayers in a fiscal year may not exceed \$20 million, nor may they exceed a taxpayer's IPT liability for that year. Credits may be sold to other qualified taxpayers and may be carried forward for any taxable year that begins prior to January 1, 2026.

Purpose: The tax credit encourages funding of early-stage venture capital investment through the Ben Franklin Technology Partners, the Venture Investment Program, and the Life Sciences Greenhouses.

(Dollar Amounts in Millions)

Estimates:	2022-23	2023-24	2024-25	2025-26	2026-27	2027-28	2028-29
	\$ 0.1	Nominal	Nominal	Nominal	--	--	--

Beneficiaries: Approximately 30 taxpayers will benefit from this tax expenditure.

SURPLUS LINES TAX EXEMPTION FOR CHARTER SCHOOLS

Description: Act 13 of 2019 provided that a charter school, regional charter school, or cyber charter school, as defined in Section 1703-A of the Public School Code of 1949, is an independent public school and shall be free from taxation within this Commonwealth to the same extent as a school district for purposes of the surplus lines tax under Section 1621 of the Insurance Company Law of 1921. The provision was effective immediately upon passage.

Purpose: The exemption provides an additional benefit to selected educational institutions.

(Dollar Amounts in Millions)

Estimates:	2022-23	2023-24	2024-25	2025-26	2026-27	2027-28	2028-29
	N/A	N/A	N/A	N/A	N/A	N/A	N/A

Beneficiaries: The approximately 180 charter schools operating in the Commonwealth may benefit from this tax expenditure.

General Fund Tax Expenditures

Bank and Trust Company Shares Tax

GOODWILL DEDUCTION

Description: Goodwill generated by a combination is subtracted from a bank's book value of total bank equity capital when calculating its taxable shares and is also subtracted from total assets when calculating the proportional deduction for United States obligations.

Purpose: This deduction removes from the tax base the intangible value assigned to goodwill under purchase accounting rules as the result of a combination with another bank.

Estimates:

<i>(Dollar Amounts in Millions)</i>							
	2022-23	2023-24	2024-25	2025-26	2026-27	2027-28	2028-29
	\$ 95.8	\$ 98.1	\$ 100.6	\$ 103.1	\$ 105.6	\$ 108.2	\$ 110.9

Beneficiaries: Any Pennsylvania bank involved in combination activity benefits from this tax expenditure.

EDGE ACT DEDUCTION

Description: Edge Act subsidiary equity is subtracted from a bank's book value of total bank equity capital when calculating its taxable shares.

Purpose: This deduction removes from the tax base the value of Edge Act subsidiaries for institutions which file Reports of Condition on a consolidated basis.

Estimates:

<i>(Dollar Amounts in Millions)</i>							
	2022-23	2023-24	2024-25	2025-26	2026-27	2027-28	2028-29
	\$ 24.6	\$ 23.8	\$ 25.9	\$ 30.1	\$ 32.6	\$ 34.7	\$ 35.5

Beneficiaries: Any Pennsylvania bank which files Reports of Condition on a consolidated basis may benefit from this tax expenditure.

Mutual Thrift Institutions Tax

NET OPERATING LOSS CARRYFORWARD

Description: Thrift institutions may deduct from current taxable income the net losses from previous taxable years. A net loss for a taxable year may be carried forward over three years and must be carried to the earliest allowable tax year. There is no carryback of losses to prior years.

Purpose: This deduction reduces the tax burden for a period of time after an operating loss period, thereby aiding the thrift institution after it has attained economic health as measured by its taxable income.

Estimates:

(Dollar Amounts in Millions)							
	2022-23	2023-24	2024-25	2025-26	2026-27	2027-28	2028-29
\$	1.3	\$ 1.3	\$ 1.3	\$ 1.3	\$ 1.3	\$ 1.3	\$ 1.3

Beneficiaries: The 60 mutual thrift companies could benefit from this tax expenditure.

CREDIT UNIONS

Description: Credit unions are exempt from taxation. The tax expenditure is determined by applying the appropriate mutual thrift institutions tax rate to their net earnings.

Purpose: Credit unions are cooperative associations incorporated to promote thrift and to provide a source of credit for their members. This program provides tax relief to credit unions as well as their members to the extent that it is reflected in higher rates earned on savings and lower rates charged for loans.

Estimates:

(Dollar Amounts in Millions)							
	2022-23	2023-24	2024-25	2025-26	2026-27	2027-28	2028-29
\$	15.8	\$ 16.7	\$ 17.4	\$ 18.1	\$ 18.8	\$ 19.6	\$ 20.4

Beneficiaries: The 40 state and federal credit unions operating in Pennsylvania benefit from this tax expenditure.

General Fund Tax Expenditures

Sales and Use Tax

General/Personal Expenditures

FOOD

Description: Generally, tax is not imposed on food and beverage other than those sold by a caterer or establishments selling ready-to-eat food and beverages. In addition, the exemption does not apply to soft drinks, alcoholic beverages, or food purchased from an establishment from which ready-to-eat food and beverages are sold.

Purpose: Food is a basic necessity. This provision reduces the regressive nature of the tax, easing the tax burden on families who spend a disproportionate share of income on these products.

(Dollar Amounts in Millions)

<i>Estimates:</i>	2022-23	2023-24	2024-25	2025-26	2026-27	2027-28	2028-29
	\$ 1,975.1	\$ 1,991.0	\$ 2,024.0	\$ 2,058.6	\$ 2,096.7	\$ 2,134.6	\$ 2,168.2

Beneficiaries: Virtually all 5.3 million households benefit from this tax expenditure.

CANDY AND GUM

Description: The purchase at retail or use of candy and gum, regardless of where sold, is exempt from taxation.

Purpose: Candy and gum are considered food. Exempting candy and gum regardless of where sold provides for uniformity in their taxation.

(Dollar Amounts in Millions)

<i>Estimates:</i>	2022-23	2023-24	2024-25	2025-26	2026-27	2027-28	2028-29
	\$ 87.5	\$ 87.9	\$ 88.9	\$ 90.3	\$ 92.2	\$ 94.1	\$ 95.9

Beneficiaries: The number of taxpayers benefiting from this expenditure is unknown.

PERSONAL HYGIENE PRODUCTS

Description: The purchase at retail or use of disposable diapers, incontinence products, toilet paper, feminine hygiene products, toothpaste, toothbrushes, and dental floss are exempt from taxation.

Purpose: These products are considered essential for maintaining a basic standard of life.

(Dollar Amounts in Millions)

<i>Estimates:</i>	2022-23	2023-24	2024-25	2025-26	2026-27	2027-28	2028-29
	\$ 48.3	\$ 48.9	\$ 49.9	\$ 51.1	\$ 52.5	\$ 53.8	\$ 55.2

Beneficiaries: Virtually all 5.3 million households benefit from this tax expenditure.

NEWSPAPERS

Description: The purchase or use of newspapers or publications containing information of general interest and reports of current events that qualify as a "newspaper of general circulation qualified to carry a legal advertisement," not including magazines, is exempt from taxation.

Purpose: The purpose of this tax exemption is to encourage Pennsylvanians to be well informed.

(Dollar Amounts in Millions)

<i>Estimates:</i>	2022-23	2023-24	2024-25	2025-26	2026-27	2027-28	2028-29
	\$ 27.0	\$ 24.5	\$ 23.5	\$ 23.1	\$ 22.8	\$ 22.5	\$ 22.4

Beneficiaries: The number of taxpayers benefiting from this expenditure is unknown.

General Fund Tax Expenditures

MAGAZINE SUBSCRIPTIONS

Description: The purchase at retail or use of subscriptions for magazines is exempt from taxation. A “magazine” is a periodical published at regular intervals not exceeding three months and circulated among the general public. The exclusion includes any printed advertising material circulated with the periodical.

Purpose: The purpose of this tax exemption is to encourage Pennsylvanians to be well informed.

(Dollar Amounts in Millions)

Estimates:	2022-23	2023-24	2024-25	2025-26	2026-27	2027-28	2028-29
	\$ 49.4	\$ 49.4	\$ 50.1	\$ 51.1	\$ 52.0	\$ 52.9	\$ 53.8

Beneficiaries: An unknown number of taxpayers benefit from this tax expenditure.

CLOTHING AND FOOTWEAR

Description: The purchase at retail or use of wearing apparel, footwear, and other articles of clothing worn on the human body is exempt from taxation. Additionally, the purchase at retail or use of clothing patterns and other items that are components of clothing is exempt from tax. Accessories, ornamental wear, formal day or evening apparel, furs, and sporting goods are taxable.

Purpose: Clothing and footwear are necessities. This provision reduces the regressive nature of the tax, easing the tax burden on families who spend a disproportionate share of income purchasing these products.

(Dollar Amounts in Millions)

Estimates:	2022-23	2023-24	2024-25	2025-26	2026-27	2027-28	2028-29
	\$ 775.6	\$ 793.6	\$ 830.7	\$ 860.4	\$ 886.3	\$ 913.4	\$ 941.4

Beneficiaries: Virtually all 5.3 million households benefit from this tax expenditure.

PRESCRIPTION DRUGS AND ORTHOPEDIC EQUIPMENT

Description: The purchase at retail or use of prescription drugs and orthopedic equipment is exempt from taxation. Examples of exempt equipment and devices include crutches, wheelchairs, false teeth and dental materials, eyeglasses, artificial limbs and eyes, hearing devices, braces, and other supports. Also included are devices to alleviate a physical incapacity, such as hospital beds and/or dialysis machines.

Purpose: Prescription drugs and orthopedic equipment are essential for maintaining a basic standard of life. This provision reduces the regressive nature of the tax and eases the tax burden on families who must spend a disproportionate share of income on these products.

(Dollar Amounts in Millions)

Estimates:	2022-23	2023-24	2024-25	2025-26	2026-27	2027-28	2028-29
	\$ 1,021.1	\$ 1,064.5	\$ 1,100.7	\$ 1,147.1	\$ 1,207.6	\$ 1,274.9	\$ 1,337.8

Beneficiaries: Approximately 1.9 million Pennsylvanians benefit from this tax expenditure.

NON-PRESCRIPTION DRUGS

Description: The purchase at retail or use of non-prescription drugs such as antiseptics, aspirin, milk of magnesia, castor oil, cold capsules, eyewashes, and vitamins is exempt from taxation.

Purpose: Non-prescription drugs are essential for maintaining a basic standard of life. This provision reduces the regressive nature of the tax, easing the tax burden on families who spend a disproportionate share of income on these products.

(Dollar Amounts in Millions)

Estimates:	2022-23	2023-24	2024-25	2025-26	2026-27	2027-28	2028-29
	\$ 162.4	\$ 169.3	\$ 174.8	\$ 182.3	\$ 192.0	\$ 202.9	\$ 212.9

Beneficiaries: Virtually all 5.3 million households benefit from this tax expenditure.

General Fund Tax Expenditures

LIQUOR OR MALT BEVERAGE PURCHASED FROM RETAIL DISPENSER

Description: Alcoholic beverages purchased in a drinking place or bar are exempt from taxation. Purchases from a state liquor store or a beer distributor are taxed, despite the wholesale nature of a portion of these sales. The estimates represent the difference in the tax that would be collected at the retail level and the tax presently collected on the bulk sale.

Purpose: Taxing container sales rather than per drink sales reduces overall administrative and reporting burdens for vendors and audit efforts by the Department of Revenue.

(Dollar Amounts in Millions)

Estimates:	2022-23	2023-24	2024-25	2025-26	2026-27	2027-28	2028-29
	\$ 139.5	\$ 147.2	\$ 152.4	\$ 154.8	\$ 158.1	\$ 162.8	\$ 167.6

Beneficiaries: Approximately 6.4 million people benefit from this tax expenditure.

CHARGES FOR RETURNABLE CONTAINERS

Description: Separately stated deposit charges for returnable containers are excluded from the purchase price and are exempt from taxation.

Purpose: Deposit charges usually represent a security in the event a container is not returned. For this reason, a true exchange of property is not considered to have occurred.

(Dollar Amounts in Millions)

Estimates:	2022-23	2023-24	2024-25	2025-26	2026-27	2027-28	2028-29
	\$ 13.8	\$ 14.2	\$ 14.7	\$ 15.2	\$ 15.7	\$ 16.2	\$ 16.8

Beneficiaries: An unknown number of businesses and households may benefit from this tax expenditure.

CASKETS AND BURIAL VAULTS

Description: The purchase or use of caskets, burial vaults, markers, cremation urns, and tombstones for human graves, including foundations, is exempt from taxation.

Purpose: These items are essential for maintaining a basic standard of life. Additionally, this exemption reduces the regressive nature of the tax, easing the burden on low-income families.

(Dollar Amounts in Millions)

Estimates:	2022-23	2023-24	2024-25	2025-26	2026-27	2027-28	2028-29
	\$ 16.6	\$ 16.4	\$ 16.4	\$ 16.6	\$ 16.7	\$ 16.8	\$ 17.0

Beneficiaries: As many as 155,000 households benefit from this tax expenditure annually.

FLAGS

Description: The purchase or use of Pennsylvania and United States flags is exempt from taxation.

Purpose: The exemption may be based on the perception that support of national and state symbols is a worthy public policy objective.

(Dollar Amounts in Millions)

Estimates:	2022-23	2023-24	2024-25	2025-26	2026-27	2027-28	2028-29
	\$ 1.7	\$ 1.8	\$ 1.8	\$ 1.9	\$ 1.9	\$ 2.0	\$ 2.0

Beneficiaries: An unknown number of households, businesses, and organizations benefit from this tax expenditure.

General Fund Tax Expenditures

TEXTBOOKS

Description: The purchase or use of textbooks for use in schools, colleges, and universities is exempt from taxation. The purchase must be on behalf of or through schools recognized by the Department of Education as institutions of learning.

Purpose: This exemption helps to reduce the overall cost of obtaining an education, furthering the Commonwealth's policy objective of the education of Pennsylvanians.

(Dollar Amounts in Millions)

Estimates:	2022-23	2023-24	2024-25	2025-26	2026-27	2027-28	2028-29
	\$ 14.6	\$ 13.9	\$ 13.4	\$ 13.1	\$ 12.8	\$ 12.4	\$ 12.1

Beneficiaries: As many as 859,600 college students may benefit from this tax expenditure.

SUPPLEMENTAL NUTRITION ASSISTANCE PROGRAM (SNAP) PURCHASES

Description: The purchase at retail or use of tangible personal property in accordance with the federal Food Stamp Act of 1977, as amended, is exempt from taxation. Primarily, exempt items are soft drinks, certain drink mixes, vegetable and fruit seeds and plants, and certain prepared cold foods.

Purpose: This provision is mandated by federal law for continued state participation in the federally funded food stamp program.

(Dollar Amounts in Millions)

Estimates:	2022-23	2023-24	2024-25	2025-26	2026-27	2027-28	2028-29
	\$ 13.8	\$ 13.9	\$ 14.1	\$ 14.7	\$ 15.4	\$ 16.1	\$ 16.9

Beneficiaries: Approximately 779,000 households benefit from this tax expenditure.

GRATUITIES

Description: Any amount paid, in excess of charges and tax, for service relating to the purchase of food or beverages or hotel or motel accommodations is an exempt gratuity.

Purpose: Gratuities or tips are not included in the cost of the meal or accommodation acquired by the purchaser but are considered costs of the accompanying non-taxable services.

(Dollar Amounts in Millions)

Estimates:	2022-23	2023-24	2024-25	2025-26	2026-27	2027-28	2028-29
	\$ 130.6	\$ 137.4	\$ 142.6	\$ 145.7	\$ 149.5	\$ 153.9	\$ 158.5

Beneficiaries: Approximately 3.7 million households and an unknown number of businesses benefit from this tax expenditure.

BREAST FEEDING SUPPLIES

Description: The sale at retail of tangible personal property manufactured for initiating, supporting, or sustaining breast feeding is exempt from sales and use tax.

Purpose: The exemption eases any financial burdens associated with breast feeding.

(Dollar Amounts in Millions)

Estimates:	2022-23	2023-24	2024-25	2025-26	2026-27	2027-28	2028-29
	\$ 2.8	\$ 2.9	\$ 3.0	\$ 3.2	\$ 3.3	\$ 3.6	\$ 3.7

Beneficiaries: Any taxpayer purchasing breast feeding supplies may benefit from this expenditure.

General Fund Tax Expenditures

Fuels and Utilities

COAL

Description: The purchase or use of coal is exempt from taxation.

Purpose: This exemption provides special tax treatment of coal versus other energy forms, which may have been perceived as preserving employment when mining was a major employer within the Commonwealth.

(Dollar Amounts in Millions)

<i>Estimates:</i>	2022-23	2023-24	2024-25	2025-26	2026-27	2027-28	2028-29
	\$ 125.0	\$ 127.1	\$ 128.6	\$ 130.4	\$ 133.6	\$ 137.5	\$ 141.4

Beneficiaries: Approximately 43,000 households and an unknown number of businesses benefit from this tax expenditure.

FIREWOOD

Description: The purchase or use of wood pellets or firewood cut into lengths for burning is exempt from taxation when used as fuel for cooking, or for heating water or residential dwellings.

Purpose: Alternative energy sources such as heating oil, natural gas, coal, and electricity are exempt when used for residential purposes. The extension of this exemption to firewood provides consistency among all major energy sources.

(Dollar Amounts in Millions)

<i>Estimates:</i>	2022-23	2023-24	2024-25	2025-26	2026-27	2027-28	2028-29
	\$ 10.7	\$ 11.4	\$ 12.0	\$ 12.4	\$ 12.8	\$ 13.2	\$ 13.7

Beneficiaries: Approximately 110,000 households use wood as a primary heating source. In addition, there are approximately 564,000 households with working fireplaces. Both groups benefit from this tax expenditure.

RESIDENTIAL UTILITIES

Description: As defined by law, “tangible personal property” specifies taxable items. Specifically omitted from this definition are electricity, steam, natural, manufactured, and bottled gas and fuel oil; basic local telecommunications service when purchased directly by the user solely for residential use; and charges for coin-operated telephone calls. Court decisions have expanded the electricity exemption to include purchases for residential use through an agent, where there is no commercial interest.

Purpose: Residential utilities are essential for maintaining a basic living standard. Additionally, this provision reduces the regressive nature of the tax, reducing the tax burden on families who spend a disproportionate share of income on these services.

(Dollar Amounts in Millions)

Electricity:							
<i>Estimates:</i>	2022-23	2023-24	2024-25	2025-26	2026-27	2027-28	2028-29
	\$ 579.2	\$ 609.6	\$ 639.7	\$ 661.5	\$ 682.6	\$ 702.5	\$ 717.2
Fuel Oil/Gas:							
<i>Estimates:</i>	2022-23	2023-24	2024-25	2025-26	2026-27	2027-28	2028-29
	\$ 231.2	\$ 217.5	\$ 220.6	\$ 230.6	\$ 243.6	\$ 256.1	\$ 261.5
Telephone:							
<i>Estimates:</i>	2022-23	2023-24	2024-25	2025-26	2026-27	2027-28	2028-29
	\$ 44.0	\$ 42.5	\$ 41.8	\$ 42.5	\$ 44.0	\$ 46.1	\$ 47.9

Beneficiaries: Virtually all 5.3 million households (electricity), 3.7 million households (fuel oil/gas), and 1.4 million households (telephone) benefit from this tax expenditure.

General Fund Tax Expenditures

WATER AND SEWAGE SERVICES

Description: The purchase at retail or use of water (including bottled water and ice) or sewage services is exempt from taxation.

Purpose: Water is a necessity. Additionally, this provision reduces the regressive nature of the tax and reduces the tax burden on families who spend a disproportionate share of income on these products and services.

(Dollar Amounts in Millions)

Estimates:	2022-23	2023-24	2024-25	2025-26	2026-27	2027-28	2028-29
	\$ 150.6	\$ 158.3	\$ 165.7	\$ 171.5	\$ 177.7	\$ 184.6	\$ 192.0

Beneficiaries: Approximately 5.2 million households and about 305,000 businesses benefit from this tax expenditure.

GASOLINE AND MOTOR FUELS

Description: The purchase or use of gasoline and other motor fuels, taxed under the Liquid Fuels and Fuels Tax Act, is exempt from the sales and use tax.

Purpose: Because these items are already subject to fuels taxes, the legislature has provided for their exemption from the sales and use tax.

(Dollar Amounts in Millions)

Estimates:	2022-23	2023-24	2024-25	2025-26	2026-27	2027-28	2028-29
	\$ 1,266.6	\$ 1,193.0	\$ 1,204.3	\$ 1,258.6	\$ 1,270.8	\$ 1,280.6	\$ 1,277.8

Beneficiaries: Approximately 4.7 million households and owners of more than 2.4 million heavy trucks, buses, etc., benefit from this tax expenditure.

General Fund Tax Expenditures

Motor Vehicles/Vessels

AIRCRAFT PARTS, HELICOPTERS, FLIGHT SIMULATORS, AND RELATED MATERIALS

Description: An exemption is provided for the sale at retail or use of helicopters and similar rotorcraft. In addition, there is an exemption for the sale at retail of repair and replacement parts for helicopters, similar rotorcraft, and fixed-wing aircraft. This exemption also covers the installation of these parts as well as other service to the aircraft. Additionally, the sale at retail of flight simulators, training materials, and corresponding software, and the leasing of helicopters and similar rotorcraft are exempt from sales and use tax.

Purpose: This exclusion places Pennsylvania aircraft manufacturers at a competitively neutral position relative to manufacturers in other states allowing this exemption.

(Dollar Amounts in Millions)

Estimates:	2022-23	2023-24	2024-25	2025-26	2026-27	2027-28	2028-29
	\$ 10.7	\$ 11.1	\$ 11.5	\$ 11.8	\$ 12.1	\$ 12.5	\$ 12.8

Beneficiaries: Approximately 120 aircraft manufacturers and repair companies may benefit from this expenditure. An unknown number of lessors of helicopters, as well as approximately 20 purchasers of these products and services may benefit from this expenditure.

COMMON CARRIERS

Description: Vehicles purchased by a public utility, engaged in business as a common carrier, to be used in rendering utility services are exempt from taxation. Household goods carriers and private carriers remain taxable.

Purpose: Without this exemption, the tax would be built into the rate base of public utility services and, ultimately, passed on to consumers. Therefore, this exemption reduces the overall cost of utility services that are considered to be basic necessities.

(Dollar Amounts in Millions)

Estimates:	2022-23	2023-24	2024-25	2025-26	2026-27	2027-28	2028-29
	\$ 61.7	\$ 65.4	\$ 69.1	\$ 72.7	\$ 75.9	\$ 78.4	\$ 80.6

Beneficiaries: Approximately 7,500 common carriers could benefit from this tax expenditure.

COMMERCIAL VESSELS (Construction and Repair)

Description: The purchase or use of commercial vessels of 50 tons or larger is exempt from taxation if delivery is taken in Pennsylvania.

Purpose: This exclusion places Pennsylvania shipbuilders at a competitively neutral position relative to shipbuilders in those states allowing this exemption.

(Dollar Amounts in Millions)

Estimates:	2022-23	2023-24	2024-25	2025-26	2026-27	2027-28	2028-29
	\$ 16.5	\$ 17.1	\$ 18.1	\$ 19.1	\$ 20.0	\$ 20.8	\$ 21.5

Beneficiaries: As many as 10 establishments may benefit from this tax expenditure.

General Fund Tax Expenditures

COMMERCIAL VESSELS (Equipment and Maintenance)

Description: The purchase or use of fuel, supplies, equipment, ships or sea stores, and cleaning or maintenance supplies for commercial vessels is exempt from taxation. This exemption applies to vessels of 50 tons or more designed for commercial use.

Purpose: Imposition of the tax at the point of sale would place Pennsylvania vendors at a competitive disadvantage relative to those vendors operating in other states that allow this exemption.

(Dollar Amounts in Millions)

Estimates:	2022-23	2023-24	2024-25	2025-26	2026-27	2027-28	2028-29
	\$ 3.3	\$ 3.4	\$ 3.5	\$ 3.6	\$ 3.7	\$ 3.8	\$ 4.0

Beneficiaries: The number of taxpayers benefiting from this expenditure is unknown.

MOTOR VEHICLES (Out-of-State Purchasers)

Description: The purchase or use of a motor vehicle by a non-resident, to be used outside Pennsylvania, and which is registered in another state within 20 days of delivery, is exempt from taxation. Delivery must be taken outside of Pennsylvania.

Purpose: The exemption protects the participation of Pennsylvania car dealers in the out-of-state market while preventing potential abuses of such an exemption by Pennsylvania residents.

(Dollar Amounts in Millions)

Estimates:	2022-23	2023-24	2024-25	2025-26	2026-27	2027-28	2028-29
	N/A	N/A	N/A	N/A	N/A	N/A	N/A

Beneficiaries: The number of taxpayers benefiting from this expenditure is unknown.

SCHOOL BUSES

Description: The purchase at retail or use of school buses is exempt from taxation. These buses must be used exclusively for the transportation of children for school purposes. The provision is extended to persons who have contracts with school districts to transport children.

Purpose: The costs of transporting school children are directly borne by school districts and indirectly by state government through subsidy programs. This exemption, while limiting state sales and use tax revenues, also decreases state educational subsidy costs.

(Dollar Amounts in Millions)

Estimates:	2022-23	2023-24	2024-25	2025-26	2026-27	2027-28	2028-29
	\$ 27.1	\$ 27.0	\$ 26.9	\$ 26.8	\$ 26.7	\$ 26.6	\$ 26.5

Beneficiaries: Approximately 300 private school bus contractors and virtually all schools benefit from this tax expenditure.

MULTIPURPOSE AGRICULTURAL VEHICLES USED FOR FARMING

Description: The sale at retail of multipurpose agricultural vehicles used in farming is exempt from sales and use tax, effective for sales at retail or uses after December 31, 2021.

Purpose: This exemption provides a benefit for agricultural operations.

(Dollar Amounts in Millions)

Estimates:	2022-23	2023-24	2024-25	2025-26	2026-27	2027-28	2028-29
	\$ 0.9	\$ 1.0	\$ 1.0	\$ 1.0	\$ 1.1	\$ 1.1	\$ 1.1

Beneficiaries: Approximately 53,000 farmers in the Commonwealth may benefit from this expenditure.

General Fund Tax Expenditures

Production Expenditures

MANUFACTURING EXEMPTION (Manufacture and Processing)

Description: An exemption is provided for the purchase or use of machinery, equipment, parts and supplies, or the use of services or utilities used directly in the manufacturing and processing of personal property. This exemption does not apply to motor vehicles, maintenance facilities, managerial or other nonoperational activities or materials, supplies, or equipment used relative to real estate, obtaining disinfecting or pest control services, or building maintenance and cleaning services.

Purpose: Exemption of manufacturing equipment and supplies prevents the multiple taxation that could occur in the production of a finished good for consumption. Were these items not exempt, this additional cost would be passed through to the ultimate consumer.

(Dollar Amounts in Millions)

Estimates:	2022-23	2023-24	2024-25	2025-26	2026-27	2027-28	2028-29
	\$ 1,544.1	\$ 1,589.6	\$ 1,633.1	\$ 1,684.7	\$ 1,747.9	\$ 1,818.0	\$ 1,891.1

Beneficiaries: Approximately 13,000 manufacturers and an unknown number of processors and manufacturers benefit from this tax expenditure.

MANUFACTURING EXEMPTION (Agriculture)

Description: An exemption is provided for the purchase or use of machinery, equipment, parts, and supplies, or the use of services or utilities used directly in farming, dairying, horticulture, floriculture, or aquaculture. This exemption does not apply to motor vehicles, maintenance facilities, managerial or other nonoperational activities or materials, supplies, or equipment used relative to real estate, obtaining disinfecting or pest control services, or building maintenance and cleaning services.

Purpose: Exemption of agricultural equipment and supplies prevents the multiple taxation that could occur in the production of an agricultural commodity for sale and consumption. Were these items not exempt, this additional cost would be passed through to the ultimate consumer.

(Dollar Amounts in Millions)

Estimates:	2022-23	2023-24	2024-25	2025-26	2026-27	2027-28	2028-29
	\$ 142.0	\$ 149.0	\$ 154.0	\$ 159.3	\$ 163.9	\$ 167.8	\$ 171.6

Beneficiaries: Approximately 53,000 farm operators benefit from this tax expenditure.

MANUFACTURING EXEMPTION (Public Utility)

Description: An exemption is provided for the purchase or use of machinery, equipment, parts, and supplies or the use of services or utilities used directly in producing, delivering, or rendering a public utility service. This exemption does not apply to motor vehicles (except those used as common carriers), maintenance facilities, managerial or other nonoperational activities or materials, supplies, or equipment used relative to real estate, obtaining disinfecting or pest control services, or building maintenance and cleaning services.

Purpose: Exemption of equipment and supplies used in producing and delivering a public utility service prevents the multiple taxation that could occur in providing the service. Were these items not exempt, this additional cost would be passed through to the ultimate consumer.

(Dollar Amounts in Millions)

Estimates:	2022-23	2023-24	2024-25	2025-26	2026-27	2027-28	2028-29
	\$ 113.3	\$ 117.1	\$ 120.8	\$ 123.4	\$ 125.5	\$ 127.2	\$ 128.6

Beneficiaries: Approximately 880 public utilities could benefit from this tax expenditure.

General Fund Tax Expenditures

MANUFACTURING EXEMPTION (Foundations for Machinery and Equipment)

Description: Foundations for machinery and equipment used directly in manufacturing, farming, dairying, agriculture, horticulture, floriculture, aquaculture, processing or producing, and delivering or rendering a public utility service are exempt from taxation. Included for a public utility are sand, gravel, crushed rock, concrete, or similar material used as bedding or surrounding pipe used directly to render sewer or water service.

Purpose: Exemption of foundations for manufacturing equipment prevents the multiple taxation that could occur in the production of a finished good for consumption. Were these items not exempt, this additional cost would be passed through to the ultimate consumer.

(Dollar Amounts in Millions)

Estimates:	2022-23	2023-24	2024-25	2025-26	2026-27	2027-28	2028-29
	\$ 12.8	\$ 12.8	\$ 12.8	\$ 12.8	\$ 12.8	\$ 12.8	\$ 12.8

Beneficiaries: Approximately 66,800 entities benefit from this tax expenditure.

CONTRACT FARMING

Description: The purchase or use of tangible personal property or services that are directly used in farming, dairying, or agriculture for the production of food are exempt from tax even if the purchaser is not the entity directly involved in the agricultural activity. This exemption applies to machinery, equipment, parts, supplies, and utilities used in the production of food.

Purpose: Exemption of agricultural equipment and supplies prevents the multiple taxation that could occur in the production of an agricultural food commodity for sale and consumption. Were these items not exempt, this additional cost would be passed through to the ultimate consumer.

(Dollar Amounts in Millions)

Estimates:	2022-23	2023-24	2024-25	2025-26	2026-27	2027-28	2028-29
	\$ 34.7	\$ 36.7	\$ 37.9	\$ 39.2	\$ 40.4	\$ 41.3	\$ 42.2

Beneficiaries: An unknown number of businesses engaged in contract farming benefit from this tax expenditure.

General Fund Tax Expenditures

Other

AIRLINE CATERING

Description: Airline purchases of catered food and non-alcoholic beverages served to passengers in connection with the airline service are exempt from tax.

Purpose: This tax exemption lowers the cost of catered food and non-alcoholic beverages purchased by airlines, which may also reduce the cost of airline travel for consumers.

(Dollar Amounts in Millions)

Estimates:	2022-23	2023-24	2024-25	2025-26	2026-27	2027-28	2028-29
	\$ 2.2	\$ 2.3	\$ 2.4	\$ 2.6	\$ 2.7	\$ 2.8	\$ 2.8

Beneficiaries: Approximately 60 airlines may benefit from this expenditure.

HOTEL-PERMANENT RESIDENT

Description: An exemption is provided, under the hotel occupancy tax, for a person occupying or having the right to occupy a room in a hotel, inn, tourist home, lodging house, rooming house, summer camp, apartment hotel, resort lodging, or cabin for 30 consecutive days or more. This exemption does not extend to prepared meals or other taxable items.

Purpose: Residency of this length is felt to approximate permanent dwelling rental, which is non-taxable as a necessity.

(Dollar Amounts in Millions)

Estimates:	2022-23	2023-24	2024-25	2025-26	2026-27	2027-28	2028-29
	\$ 12.4	\$ 12.5	\$ 12.6	\$ 12.7	\$ 12.8	\$ 12.9	\$ 13.0

Beneficiaries: Approximately 79,100 persons benefit from this tax expenditure.

VENDOR DISCOUNT

Description: A licensed vendor is permitted a discount as a credit against the gross amount of tax collected provided that a tax return, with full payment due, is filed or postmarked on or before the due date. The discount shall be the lesser of 1 percent of the amount of the tax collected and a dollar amount, which varies based on filing frequency.

Purpose: This provision is intended to defray the vendor's cost of collecting and remitting the sales and use tax.

(Dollar Amounts in Millions)

Estimates:	2022-23	2023-24	2024-25	2025-26	2026-27	2027-28	2028-29
	\$ 16.6	\$ 16.7	\$ 17.2	\$ 17.5	\$ 17.9	\$ 18.4	\$ 18.9

Beneficiaries: Approximately 189,950 vendors benefit from this tax expenditure.

OUT-OF-STATE CREDIT

Description: A credit is allowed for the purchase of personal property or taxable services for use outside Pennsylvania equal to the sales tax paid in the applicable state. The state must grant substantially similar tax relief as provided by Pennsylvania.

Purpose: Allowing a credit for tax paid in another state prevents double taxation.

(Dollar Amounts in Millions)

Estimates:	2022-23	2023-24	2024-25	2025-26	2026-27	2027-28	2028-29
	N/A	N/A	N/A	N/A	N/A	N/A	N/A

Beneficiaries: The number of taxpayers benefiting from this expenditure is unknown.

General Fund Tax Expenditures

TRADE-IN VALUE

Description: A deduction is allowed against the gross purchase price for the value of personal property actually taken in trade or exchange. The trade-in property does not have to be of like kind to the purchased property. The reduction in purchase price is considered to be the value of the trade-in.

Purpose: Tangible personal property taken as a trade-in is usually resold. Therefore, it is treated as a sale for resale.

(Dollar Amounts in Millions)

Estimates:	2022-23	2023-24	2024-25	2025-26	2026-27	2027-28	2028-29
	\$ 359.3	\$ 340.4	\$ 328.9	\$ 332.1	\$ 338.7	\$ 344.5	\$ 350.4

Beneficiaries: Approximately 526,000 purchasers of motor vehicles annually benefit from this tax expenditure. In addition, an unknown number of entities benefit from other trade-ins (such as boats and aircraft).

ISOLATED SALES

Description: Infrequent personal property sales of a non-recurring nature by persons not in the business of selling such items are exempt from taxation. By regulation, exempt entity sales can occur no more than three times nor more than a total of seven days in a year. These sales may include the sale of a lawn mower to a neighbor, liquidation of an estate, sale of a used typewriter by an insurance company, or yard sale items. Motor vehicles and property that must be registered or licensed are not granted this exemption.

Purpose: The exclusion of isolated sales from taxation greatly reduces compliance and administration burdens for the seller and the Commonwealth.

(Dollar Amounts in Millions)

Estimates:	2022-23	2023-24	2024-25	2025-26	2026-27	2027-28	2028-29
	\$ 120.0	\$ 120.8	\$ 123.8	\$ 126.4	\$ 129.5	\$ 133.0	\$ 136.7

Beneficiaries: The number of taxpayers benefiting from this expenditure is unknown.

TEMPORARY USAGE

Description: Property purchased outside Pennsylvania by a nonresident and temporarily used in Pennsylvania for seven days or less or any length of time by a tourist or vacationer is exempt from taxation. If the property is consumed in the state it becomes taxable.

Purpose: Providing an exemption for temporary usage of taxable property in Pennsylvania does not discourage entry into the state by vacationers, tourists, or others who attend, or are involved in specific short-term events or activities.

(Dollar Amounts in Millions)

Estimates:	2022-23	2023-24	2024-25	2025-26	2026-27	2027-28	2028-29
	N/A	N/A	N/A	N/A	N/A	N/A	N/A

Beneficiaries: The number of taxpayers benefiting from this expenditure is unknown.

HORSES

Description: The sale of a horse is exempt from taxation if the seller is directed to deliver the horse to an out-of-state location. A horse may be temporarily delivered to a resident or agent prior to being delivered out-of-state.

Purpose: This exemption provides preferential treatment of horses relative to other tangible personal property by permitting temporary location in Pennsylvania before being delivered out-of-state.

(Dollar Amounts in Millions)

Estimates:	2022-23	2023-24	2024-25	2025-26	2026-27	2027-28	2028-29
	\$ 3.3	\$ 3.3	\$ 3.3	\$ 3.3	\$ 3.3	\$ 3.3	\$ 3.3

Beneficiaries: Approximately 1,500 Standard bred horse purchasers and an unknown number of purchasers of other types of horses benefit from this tax expenditure.

General Fund Tax Expenditures

YOUTH SPORTS PROGRAMS

Description: The purchase of food and beverages from nonprofit associations which support sports programs for participants aged 19 or younger, or for persons with physical or intellectual disabilities regardless of age, is exempt from taxation.

Purpose: The exemption of these items encourages such organizations to support programs that provide activities beneficial to young people and persons with disabilities.

(Dollar Amounts in Millions)

Estimates:	2022-23	2023-24	2024-25	2025-26	2026-27	2027-28	2028-29
	N/A	N/A	N/A	N/A	N/A	N/A	N/A

Beneficiaries: The number of taxpayers benefiting from this expenditure is unknown.

PURELY PUBLIC CHARITIES

Description: The sale of personal property or services to or for use by any institution of purely public charity, as defined by Act 55 of 1997, is exempt from taxation. This exemption also includes the purchase or use of certain machinery and equipment used in a construction contract with an exempt entity. The purchase or use may be made by a construction contractor or the exempt entity. Transactions unrelated to the trade or business of such organizations are taxable as are certain materials and supplies purchased for use in connection with real estate.

Purpose: These organizations provide public and charitable services that are perceived to benefit the general public. This exemption permits these services to be rendered at reduced cost.

(Dollar Amounts in Millions)

Charitable Organizations:

Estimates:	2022-23	2023-24	2024-25	2025-26	2026-27	2027-28	2028-29
	\$ 15.4	\$ 16.3	\$ 17.2	\$ 18.1	\$ 18.9	\$ 19.8	\$ 20.7

Volunteer Firemen's Organizations:

Estimates:	2022-23	2023-24	2024-25	2025-26	2026-27	2027-28	2028-29
	\$ 26.2	\$ 28.1	\$ 30.2	\$ 32.0	\$ 33.9	\$ 35.9	\$ 37.7

Nonprofit Educational Institutions:

Estimates:	2022-23	2023-24	2024-25	2025-26	2026-27	2027-28	2028-29
	\$ 145.9	\$ 157.2	\$ 169.2	\$ 179.8	\$ 190.7	\$ 202.1	\$ 212.9

Religious Organizations:

Estimates:	2022-23	2023-24	2024-25	2025-26	2026-27	2027-28	2028-29
	\$ 10.9	\$ 11.6	\$ 12.2	\$ 12.9	\$ 13.5	\$ 14.1	\$ 14.7

Health & Social Assistance Organizations:

Estimates:	2022-23	2023-24	2024-25	2025-26	2026-27	2027-28	2028-29
	\$ 205.3	\$ 215.8	\$ 225.6	\$ 235.0	\$ 244.9	\$ 255.2	\$ 265.3

Beneficiaries: Approximately 31,000 organizations currently benefit from this tax expenditure.

General Fund Tax Expenditures

EXEMPT GOVERNMENTAL UNITS

Description: The sale of tangible personal property or services to or for use by the federal government, the Commonwealth, its instrumentalities, or political subdivisions is exempt from taxation. This exemption also includes the purchase or use of certain machinery or equipment used in a construction contract with a governmental unit. The purchase or use may be by a contractor or governmental unit. The estimate represents the tax on local government expenditures, as federal transactions do not meet the criteria for inclusion and Commonwealth expenditures would be offset by revenues.

Purpose: This exemption is an indirect means of assistance to local governments and may reduce the taxes levied by these entities.

(Dollar Amounts in Millions)

Estimates:	2022-23	2023-24	2024-25	2025-26	2026-27	2027-28	2028-29
	\$ 599.1	\$ 622.2	\$ 648.0	\$ 671.8	\$ 695.7	\$ 720.3	\$ 745.3

Beneficiaries: Approximately 3,130 governmental units benefit from this tax expenditure.

SUBSTITUTED TAX BASE

Description: The tax on tangible personal property purchased at least six months prior to the first taxable use in Pennsylvania may be based on the prevailing market price at the time of the taxable use. This substituted base is in lieu of taxing the original purchase price.

Purpose: This alternative tax base permits taxpayers to pay tax relative to the current market value of such assets that most closely approximates current taxable value.

(Dollar Amounts in Millions)

Estimates:	2022-23	2023-24	2024-25	2025-26	2026-27	2027-28	2028-29
	N/A	N/A	N/A	N/A	N/A	N/A	N/A

Beneficiaries: The number of taxpayers benefiting from this expenditure is unknown.

OUT-OF-STATE PURCHASES

Description: Tangible personal property purchased and used outside the state by a nonresident who later brings the property into Pennsylvania while establishing a permanent residence or business is exempt from taxation. This property must be purchased more than six months prior to the first taxable use in Pennsylvania.

Purpose: This provision eases administrative costs for the Commonwealth and compliance costs for the taxpayer and prevents a substantial tax liability from being imposed when a person moves to Pennsylvania.

(Dollar Amounts in Millions)

Estimates:	2022-23	2023-24	2024-25	2025-26	2026-27	2027-28	2028-29
	N/A	N/A	N/A	N/A	N/A	N/A	N/A

Beneficiaries: The number of taxpayers benefiting from this expenditure is unknown.

RAIL TRANSPORTATION EQUIPMENT

Description: The purchase or use of rail transportation equipment by a business in the movement of its own personal property is exempt from taxation.

Purpose: Exemption of rail equipment provides preferential treatment benefiting specific users of this transportation mode. Were these items not exempt, this additional cost may be passed through to the ultimate consumer.

(Dollar Amounts in Millions)

Estimates:	2022-23	2023-24	2024-25	2025-26	2026-27	2027-28	2028-29
	\$ 16.2	\$ 17.1	\$ 18.0	\$ 19.0	\$ 19.9	\$ 20.8	\$ 16.8

Beneficiaries: The number of taxpayers benefiting from this expenditure is unknown.

General Fund Tax Expenditures

FISH FEED

Description: The purchase or use of fish feed by sportsmen's clubs, fish cooperatives, or nurseries approved by the Pennsylvania Fish and Boat Commission is exempt from taxation.

Purpose: The exemption provides special treatment benefiting organizations that raise fish intended for human consumption.

(Dollar Amounts in Millions)

Estimates:	2022-23	2023-24	2024-25	2025-26	2026-27	2027-28	2028-29
	Nominal	Nominal	Nominal	Nominal	Nominal	Nominal	Nominal

Beneficiaries: An unknown number of entities benefit from this tax expenditure.

TOURIST PROMOTION AGENCIES

Description: The purchase or use of supplies and materials by tourist promotion agencies receiving grants from the Commonwealth for distribution to the public is exempt from taxation.

Purpose: Excluding supplies and materials used by tourist promotion agencies that receive state grants reduces the cost of performing promotional activities, lessening the need for direct support of these agencies.

(Dollar Amounts in Millions)

Estimates:	2022-23	2023-24	2024-25	2025-26	2026-27	2027-28	2028-29
	N/A	N/A	N/A	N/A	N/A	N/A	N/A

Beneficiaries: An unknown number of entities benefit from this tax expenditure.

TROUT

Description: The purchase or use of brook trout, brown trout, or rainbow trout is exempt from taxation.

Purpose: Special treatment is conferred to those involved in the raising or sale of trout intended for human consumption.

(Dollar Amounts in Millions)

Estimates:	2022-23	2023-24	2024-25	2025-26	2026-27	2027-28	2028-29
	Nominal	Nominal	Nominal	Nominal	Nominal	Nominal	Nominal

Beneficiaries: An unknown number of entities benefit from this tax expenditure.

CONSTRUCTION OF MEMORIALS

Description: The purchase or use of materials used in the construction or erection of objects commemorating or memorializing historical events is exempt from taxation. These objects must be purchased by not-for-profit organizations and erected on publicly owned property.

Purpose: This exemption has been provided because these memorials are presumably erected for public benefit and gratification.

(Dollar Amounts in Millions)

Estimates:	2022-23	2023-24	2024-25	2025-26	2026-27	2027-28	2028-29
	N/A	N/A	N/A	N/A	N/A	N/A	N/A

Beneficiaries: The number of taxpayers benefiting from this expenditure is unknown.

General Fund Tax Expenditures

STORAGE

Description: Charges for storage, other than for self-storage, of tangible personal property are exempt from taxation.

Purpose: Commercial storage services may be considered an integral part of the production and distribution of tangible personal property.

(Dollar Amounts in Millions)

Estimates:	2022-23	2023-24	2024-25	2025-26	2026-27	2027-28	2028-29
	\$ 397.3	\$ 411.1	\$ 422.7	\$ 435.2	\$ 449.6	\$ 464.1	\$ 478.3

Beneficiaries: The number of taxpayers benefiting from this expenditure is unknown.

STAIR LIFT DEVICES

Description: The purchase or use of property or services used in installing or repairing stair lift devices is exempt from taxation when the device is installed or used in the residence of a person with a physical disability requiring the device to ascend or descend stairs. The physical disability must be certified by a physician.

Purpose: Stair lift devices are essential for people with physical disabilities that prevent them from ascending or descending stairs. This exemption reduces the regressive nature of the tax, easing the tax burden on people requiring the devices.

(Dollar Amounts in Millions)

Estimates:	2022-23	2023-24	2024-25	2025-26	2026-27	2027-28	2028-29
	N/A	N/A	N/A	N/A	N/A	N/A	N/A

Beneficiaries: As many as 837,000 residents who have difficulty ascending and descending stairs may benefit from this tax expenditure.

BAD DEBTS

Description: Sales tax vendors may apply for a refund equal to 100 percent of bad debts associated with sales tax paid to the state for sales written off by the vendor and deducted for federal income tax purposes because the vendor did not receive full payment from the purchaser. No refund is granted for interest, finance charges, or expenses incurred in attempting to collect receivables.

Purpose: The bad debt refund provision lessens the economic impact experienced by vendors when they extend credit to customers for taxable purchases and subsequently incur uncollectible accounts receivable (bad debts).

(Dollar Amounts in Millions)

Estimates:	2022-23	2023-24	2024-25	2025-26	2026-27	2027-28	2028-29
	\$ 6.3	\$ 6.3	\$ 6.5	\$ 6.6	\$ 6.8	\$ 7.0	\$ 7.2

Beneficiaries: Any of the 305,000 licensed vendors could benefit from this tax expenditure if they extend credit or accept checks for payment.

UNIFORM COMMERCIAL CODE FILING FEES

Description: Separately stated Uniform Commercial Code (UCC) filing fees, copy requests, and certification fees paid to a state or local agency are exempt from tax.

Purpose: UCC filing legally identifies the lien holder for personal property collateral. These fees may be perceived as incidental to the purchase or use of the tangible personal property and, as such, are exempt from tax.

(Dollar Amounts in Millions)

Estimates:	2022-23	2023-24	2024-25	2025-26	2026-27	2027-28	2028-29
	\$ 2.9	\$ 2.8	\$ 2.9	\$ 3.0	\$ 3.2	\$ 3.3	\$ 3.4

Beneficiaries: As many as 153,200 entities benefit from this tax expenditure annually.

General Fund Tax Expenditures

RENTAL OF FILMS FOR COMMERCIAL EXHIBITION

Description: The purchase at retail or use of motion picture films rented or licensed from a distributor for the purpose of commercial exhibition are exempt from taxation.

Purpose: This provision allows the entertainment services associated with these films to be delivered to the public at a reduced cost. Were these films not exempt, the additional cost would likely be passed through to the ultimate consumer.

(Dollar Amounts in Millions)

<i>Estimates:</i>	2022-23	2023-24	2024-25	2025-26	2026-27	2027-28	2028-29
	\$ 2.0	\$ 2.1	\$ 2.2	\$ 2.4	\$ 2.5	\$ 2.6	\$ 2.8

Beneficiaries: Approximately 160 motion picture and video exhibition companies, 70 television broadcasting stations, and 15 cable and subscription programming companies benefit from this expenditure.

COPIES OF AN OFFICIAL DOCUMENT

Description: The sale at retail or use of copies of an official document sold by a government agency or court are exempt from taxation. Included are any copies in tangible form, such as compact discs, microfilm, or similar forms of electronic media. Examples of documents include notes of court testimony, deposition transcripts, driving records, accident reports, birth and death certificates, deeds, and divorce decrees.

Purpose: This provision eases reporting and administrative burdens on state, county, and local governments, including courts and political subdivisions.

(Dollar Amounts in Millions)

<i>Estimates:</i>	2022-23	2023-24	2024-25	2025-26	2026-27	2027-28	2028-29
	\$ 1.3	\$ 1.3	\$ 1.3	\$ 1.3	\$ 1.3	\$ 1.3	\$ 1.3

Beneficiaries: An unknown number of individuals and businesses benefit from this tax expenditure.

INVESTMENT METAL BULLION AND INVESTMENT COINS

Description: The purchase or use of investment metal bullion and investment coins are exempt from taxation. This exemption includes the purchase or use of precious metals, where the value of the metal is primarily a function of the metal content, or a coin, where the market value exceeds the face value. This exemption does not include jewelry, works of art made from coins, or medallions.

Purpose: These purchases are generally for investment purposes only and, as such, are exempt from tax.

(Dollar Amounts in Millions)

<i>Estimates:</i>	2022-23	2023-24	2024-25	2025-26	2026-27	2027-28	2028-29
	\$ 8.1	\$ 8.1	\$ 8.0	\$ 8.1	\$ 8.3	\$ 8.4	\$ 8.6

Beneficiaries: An unknown number of individuals and businesses engaged in the purchase and sale of investment bullion and coins benefit from this tax expenditure.

CATALOGS AND DIRECT MAIL ADVERTISING

Description: The purchase or use of a mail order catalog or direct mail advertising literature and materials is exempt from taxation.

Purpose: The purchase of these items may be perceived as incidental to the advertising service being provided.

(Dollar Amounts in Millions)

<i>Estimates:</i>	2022-23	2023-24	2024-25	2025-26	2026-27	2027-28	2028-29
	\$ 3.7	\$ 3.8	\$ 4.0	\$ 4.2	\$ 4.3	\$ 4.5	\$ 4.7

Beneficiaries: The number of taxpayers benefiting from this expenditure is unknown.

General Fund Tax Expenditures

WRAPPING AND PACKING SUPPLIES

Description: The purchase or use of wrapping paper, twine, bags, cartons, tape, rope, labels, nonreturnable containers, corrugated boxes used by a person engaged in the manufacture of snack food products, and all other wrapping supplies which are incidental to the delivery of personal property is exempt from taxation. This exclusion applies to retailers only; a separately stated charge for wrapping or packaging is taxable.

Purpose: Exemption of these items prevents double taxation since the cost of wrapping supplies, as a final input of the product, is included in the price charged by the retailer.

(Dollar Amounts in Millions)

Estimates:	2022-23	2023-24	2024-25	2025-26	2026-27	2027-28	2028-29
	N/A	N/A	N/A	N/A	N/A	N/A	N/A

Beneficiaries: Approximately 53,900 retail and wholesale establishments benefit from this tax expenditure.

CONVENTION CENTER RENTALS

Description: The sale at retail or use of services related to the setup, tear down, or maintenance of tangible personal property rented by an authority to exhibitors at certain convention centers or public auditoriums is exempt from sales and use tax.

Purpose: This exemption could promote the use of certain convention centers or public auditoriums in Pennsylvania.

(Dollar Amounts in Millions)

Estimates:	2022-23	2023-24	2024-25	2025-26	2026-27	2027-28	2028-29
	\$ 0.1	\$ 0.1	\$ 0.1	\$ 0.1	\$ 0.1	\$ 0.1	\$ 0.1

Beneficiaries: A minimal number of taxpayers will benefit from this tax expenditure.

FOOD AND BEVERAGES PURCHASED FROM VOLUNTEER FIREMEN'S ORGANIZATIONS

Description: The sale at retail or use of food and beverages by a volunteer firemen's organization to raise funds for the purposes of the volunteer firemen's association are exempt from taxation.

Purpose: The exemption allows volunteer entities that contribute to public safety to raise funds for their mission at a reduced cost.

(Dollar Amounts in Millions)

Estimates:	2022-23	2023-24	2024-25	2025-26	2026-27	2027-28	2028-29
	N/A	N/A	N/A	N/A	N/A	N/A	N/A

Beneficiaries: The number of taxpayers benefiting from this expenditure is unknown.

BUILDING MATERIALS AND SUPPLIES FOR ANIMAL HOUSING

Description: The sale at retail of building materials and supplies used for the construction or repair of an animal housing facility are exempt from taxation. The building materials and supplies are exempt regardless of whether the sales are made to the purchaser directly or are pursuant to a construction contract.

Purpose: The exemption provides a benefit to those who need to provide housing for animals, primarily those engaged in agriculture.

(Dollar Amounts in Millions)

Estimates:	2022-23	2023-24	2024-25	2025-26	2026-27	2027-28	2028-29
	\$ 3.3	\$ 3.4	\$ 3.5	\$ 3.5	\$ 3.6	\$ 3.7	\$ 3.8

Beneficiaries: The number of taxpayers benefiting from this expenditure is unknown.

General Fund Tax Expenditures

CANNED SOFTWARE PURCHASED BY FINANCIAL INSTITUTIONS

Description: The sale at retail or use by a financial institution of canned computer software directly utilized in the business of banking is not subject to tax. For this provision, a financial institution is defined as an institution doing business in the Commonwealth that is subject to bank and trust company shares or mutual thrift institutions taxes.

Purpose: This exemption provides tax relief for financial institutions.

(Dollar Amounts in Millions)

Estimates:	2022-23	2023-24	2024-25	2025-26	2026-27	2027-28	2028-29
	\$ 13.3	\$ 13.7	\$ 14.3	\$ 14.9	\$ 15.5	\$ 16.2	\$ 16.9

Beneficiaries: Any financial institution subject to bank and trust company shares or mutual thrift institutions taxes may benefit from this expenditure.

COMPUTER DATA CENTER EQUIPMENT EXEMPTION

Description: Purchased computer data center equipment used exclusively in a data center certified by the Commonwealth is exempt from sales and use tax. Certified entities can annually submit a request for a sales and use tax certificate of exemption, provided the data center meets certain investment requirements.

Purpose: The exemption provides a benefit for the computer data center industry.

(Dollar Amounts in Millions)

Estimates:	2022-23	2023-24	2024-25	2025-26	2026-27	2027-28	2028-29
	\$ 37.3	\$ 39.0	\$ 41.1	\$ 43.1	\$ 44.9	\$ 46.9	\$ 48.9

Beneficiaries: Approximately 1,070 data centers may benefit from this exemption.

General Fund Tax Expenditures

Services

Description: Expenditures for services are not taxable under the sales and use tax except when specifically taxed by law.

Purpose: Because the primary basis for the sales and use tax is tangible personal property, the majority of services are not taxed unless they are related to taxable property.

(Dollar Amounts in Millions)

Estimates:

	2022-23	2023-24	2024-25	2025-26	2026-27	2027-28	2028-29
--	---------	---------	---------	---------	---------	---------	---------

LODGING

Recreational parks, camps, and campgrounds ...	\$ 15.3	\$ 16.5	\$ 17.7	\$ 18.4	\$ 18.9	\$ 19.4	\$ 20.0
--	---------	---------	---------	---------	---------	---------	---------

PERSONAL SERVICES

Dry-cleaning & laundry services.....	\$ 49.0	\$ 52.0	\$ 55.0	\$ 57.7	\$ 60.2	\$ 62.8	\$ 65.5
Personal care services.....	253.3	271.0	289.2	304.0	317.4	331.8	346.7
Funeral parlors, crematories, & death care services.....	44.7	43.3	43.1	43.3	43.4	43.5	43.7
Other: personal services.....	72.9	77.9	82.9	87.2	91.0	95.1	99.3

BUSINESS SERVICES

Services to buildings and dwellings.....	\$ 473.5	\$ 491.1	\$ 509.2	\$ 527.6	\$ 547.1	\$ 567.2	\$ 587.2
Advertising, public relations, & related services ..	1,338.6	1,394.6	1,453.1	1,509.3	1,565.2	1,622.4	1,680.0
Consulting (scientific, environmental, & technical).....	608.8	637.8	667.6	694.8	722.2	750.5	778.5
Scientific research & development services.....	156.6	161.0	162.8	165.2	170.0	175.1	180.1
Information services.....	296.4	320.3	346.1	369.1	392.5	418.5	445.7
Administrative services.....	971.1	1,011.8	1,053.8	1,094.6	1,136.6	1,180.6	1,224.7

COMPUTER SERVICES

Custom programming, design & data processing	\$ 800.8	\$ 834.1	\$ 869.4	\$ 902.1	\$ 934.8	\$ 969.1	\$ 1,003.9
--	----------	----------	----------	----------	----------	----------	------------

AUTOMOTIVE SERVICES

Parking lots & garages.....	\$ 77.5	\$ 82.8	\$ 88.2	\$ 92.7	\$ 96.8	\$ 101.2	\$ 105.7
-----------------------------	---------	---------	---------	---------	---------	----------	----------

RECREATION SERVICES

Spectator sports admissions (excludes schools).	\$ 35.4	\$ 37.5	\$ 40.0	\$ 42.8	\$ 45.6	\$ 48.7	\$ 51.8
Theater, dance, music, & performing arts admissions.....	64.9	67.9	71.6	75.9	80.3	85.2	90.3
Amusement & recreation industries.....	431.0	450.3	476.5	509.0	542.7	581.4	621.8
Museums, historical sites, zoos, & parks.....	23.4	24.5	25.9	27.7	29.6	31.8	34.0

General Fund Tax Expenditures

(Dollar Amounts in Millions)

Estimates, continued

	2022-23	2023-24	2024-25	2025-26	2026-27	2027-28	2028-29
HEALTH SERVICES							
Home health care, nursing care, & other ambulatory health care services.....	\$ 564.6	\$ 590.7	\$ 616.1	\$ 646.6	\$ 682.0	\$ 719.8	\$ 758.8
Hospitals	1,506.1	1,575.6	1,643.3	1,724.9	1,819.2	1,920.1	2,024.1
Physician & dental services.....	1,520.8	1,591.0	1,659.4	1,741.8	1,837.0	1,938.8	2,043.9
Social assistance including day care.....	318.8	334.4	351.3	370.2	391.0	413.1	436.1
PROFESSIONAL SERVICES							
Legal	\$ 851.1	\$ 898.7	\$ 948.8	\$ 992.5	\$ 1,033.9	\$ 1,077.4	\$ 1,121.3
Architectural, engineering, & related services	550.7	572.2	596.1	620.4	645.6	671.9	698.4
Accounting, auditing, & bookkeeping services	497.7	519.7	541.5	562.8	584.9	607.8	630.8
Specialized design	115.5	120.8	125.9	130.7	135.9	141.5	147.1
All other professional and technical services.....	297.2	310.3	323.9	336.6	349.5	363.2	377.1
TRANSPORTATION SERVICES							
Transit & ground transportation	\$ 28.9	\$ 30.3	\$ 31.4	\$ 32.4	\$ 33.4	\$ 34.5	\$ 35.6
Air transportation.....	9.1	9.6	9.9	10.2	10.4	10.7	11.0
Truck transportation	19.4	20.2	20.7	21.2	21.8	22.4	23.0
Other transportation	23.2	24.3	25.2	26.1	26.9	27.7	28.5
MISCELLANEOUS SERVICES							
Basic television	\$ 92.8	\$ 91.6	\$ 91.5	\$ 93.7	\$ 97.1	\$ 101.5	\$ 105.3
Tuition (college, vocational training, & instruction).....	1,186.6	1,269.1	1,353.0	1,422.0	1,484.4	1,551.6	1,621.2
Electrical, plumbing, heating, & AC service fees.	N/A	N/A	N/A	N/A	N/A	N/A	N/A
Veterinary fees	110.8	118.5	126.3	132.7	138.5	144.7	151.1
Financial institution fees.....	173.7	178.9	184.3	189.8	195.5	201.4	207.4
Waste management and remediation services ...	242.9	253.3	263.8	274.3	285.2	296.5	307.9

Beneficiaries: Virtually all 5.3 million households and all 305,000 business establishments benefit from one or more of these service tax expenditures.

General Fund Tax Expenditures

Cigarette Tax

STATE VETERANS HOMES

Description: Sales to retail dealers located in state veterans homes, for resale to residents in such homes, are exempt. Federal veterans' hospitals are exempt under federal law.

Purpose: It is perceived to be good public policy to reduce taxes for veterans who have served their country and are now residing in a veterans' home or hospital.

(Dollar Amounts in Millions)

Estimates:	2022-23	2023-24	2024-25	2025-26	2026-27	2027-28	2028-29
	Nominal	Nominal	Nominal	Nominal	Nominal	Nominal	Nominal

Beneficiaries: Residents in six state veterans homes benefit from this tax expenditure.

UNSTAMPED CIGARETTES (200 AND UNDER)

Description: Vacationers or tourists crossing state lines with one carton or less of unstamped cigarettes are not required to pay tax on those cigarettes. The carton (200 cigarettes) cannot be resold and must be for personal use only.

Purpose: Persons crossing state lines with one carton or less of cigarettes are presumed to possess such cigarettes for personal use rather than intentionally avoiding payment of the cigarette tax. This expenditure helps to relieve administration and enforcement burdens as well as promote tourism.

(Dollar Amounts in Millions)

Estimates:	2022-23	2023-24	2024-25	2025-26	2026-27	2027-28	2028-29
	N/A	N/A	N/A	N/A	N/A	N/A	N/A

Beneficiaries: The number of taxpayers benefiting from this expenditure is unknown.

COMMISSIONS ON SALES OF STAMPS

Description: Cigarette stamping agents are permitted a commission of 0.586 percent of the value of all cigarette tax stamps purchased from the Department of Revenue or its authorized agents to be affixed to cigarettes for sale within the Commonwealth. The commission does not apply to purchases of stamps by a cigarette-stamping agent in amounts of less than \$100.

Purpose: This commission is paid to the cigarette-stamping agent as compensation for services and expenses incurred while acting as an agent of the Commonwealth in affixing tax stamps.

(Dollar Amounts in Millions)

Estimates:	2022-23	2023-24	2024-25	2025-26	2026-27	2027-28	2028-29
	\$ 5.7	\$ 5.4	\$ 5.1	\$ 4.8	\$ 4.6	\$ 4.4	\$ 4.2

Beneficiaries: Approximately 80 cigarette stamping agents may benefit from this tax expenditure.

Tobacco Products Tax

The tobacco products tax contains no tax expenditures as defined for this tax expenditure analysis.

Malt Beverage Tax

The malt beverage tax contains no tax expenditures as defined for this tax expenditure analysis.

Liquor Tax

The liquor tax contains no tax expenditures as defined for this tax expenditure analysis.

General Fund Tax Expenditures

Personal Income Tax

Exclusions from Income

RETIREMENT INCOME

Description: Payments commonly recognized as old age or retirement benefits paid to persons retired from service after reaching a specific age or after a stated period of service are exempt from taxation.

Purpose: The exemption limits the impact of the tax on retired persons. It also prevents taxation of previously taxed employee contributions to retirement plans.

(Dollar Amounts in Millions)

<i>Estimates:</i>	2022-23	2023-24	2024-25	2025-26	2026-27	2027-28	2028-29
	\$ 3,744.2	\$ 3,896.8	\$ 4,166.3	\$ 4,418.5	\$ 4,662.8	\$ 4,906.0	\$ 5,152.7

Beneficiaries: As many as 3.5 million retired residents and their survivors benefit from this tax expenditure.

RETIREMENT CONTRIBUTIONS BY EMPLOYERS

Description: Payments made by employers for programs covering employee retirement and employer social security contributions are exempt from taxation.

Purpose: This provision lessens the burden of the tax on Pennsylvania wage earners and maintains fairness since the employee often does not have the right to possess the funds in the retirement plan except upon retirement or separation from the company after a set number of years of service.

(Dollar Amounts in Millions)

<i>Estimates:</i>	2022-23	2023-24	2024-25	2025-26	2026-27	2027-28	2028-29
	\$ 943.0	\$ 973.1	\$ 993.7	\$ 1,019.4	\$ 1,047.8	\$ 1,079.3	\$ 1,119.3

Beneficiaries: As many as 6.1 million employees benefit from this tax expenditure.

NONQUALIFIED DEFERRED COMPENSATION

Description: Following the federal constructive receipt rule, deferrals to nonqualified deferred compensation plans are not includible in compensation.

Purpose: With certain significant exceptions, Pennsylvania's constructive receipt rules were generally made consistent with the federal constructive receipt rules used to determine when compensation is received by a cash basis taxpayer.

(Dollar Amounts in Millions)

<i>Estimates:</i>	2022-23	2023-24	2024-25	2025-26	2026-27	2027-28	2028-29
	\$ 52.4	\$ 55.2	\$ 58.1	\$ 61.1	\$ 64.3	\$ 67.7	\$ 71.3

Beneficiaries: Approximately 89,400 employees benefit from this tax expenditure.

HEALTH SAVINGS ACCOUNTS/ARCHER MEDICAL SAVINGS ACCOUNTS (ARCHER MSAs)

Description: Contributions made to Health Savings Accounts and Archer Medical Savings Accounts are exempt from personal income tax, consistent with the federal treatment of such accounts. Distributions that are not used for qualified medical expenses are taxable as interest income.

Purpose: This provision reduces the cost and could improve the quality and availability of health care to Pennsylvanians.

(Dollar Amounts in Millions)

<i>Estimates:</i>	2022-23	2023-24	2024-25	2025-26	2026-27	2027-28	2028-29
	\$ 48.5	\$ 51.5	\$ 54.5	\$ 57.3	\$ 60.2	\$ 63.0	\$ 65.7

Beneficiaries: Individuals filing approximately 542,800 returns benefit from this tax expenditure. This number is expected to rise over time.

General Fund Tax Expenditures

EMPLOYEE BENEFIT PROGRAM EMPLOYER CONTRIBUTIONS

Description: Payments made by employers or labor unions for programs covering hospitalization, sickness, disability or death, supplemental unemployment benefits, group life insurance, and strike benefits are exempt from taxation. This expenditure also includes personal use of employer provided property and services.

Purpose: This provision lessens the burden of the tax upon Pennsylvania wage earners, along with maintaining fairness, since these payments are not usually based on actual use by each wage earner.

(Dollar Amounts in Millions)

<i>Estimates:</i>	2022-23	2023-24	2024-25	2025-26	2026-27	2027-28	2028-29
	\$ 1,017.8	\$ 1,069.6	\$ 1,130.0	\$ 1,183.4	\$ 1,240.4	\$ 1,299.6	\$ 1,354.6

Beneficiaries: As many as 6 million employees benefit from this tax expenditure.

CAFETERIA PLANS

Description: Payments made by employers, on behalf of employees, into a qualifying cafeteria plan are exempt from taxation if the program does not discriminate in favor of highly compensated individuals. This exemption parallels the limited exemption treatment of employee benefit programs covering hospitalization, sickness, disability or death, supplemental unemployment benefits, or strike benefits. This expenditure also includes payments made on behalf of employees for personal use of employer provided property and services.

Purpose: This provision lessens the burden of the tax upon Pennsylvania wage earners, along with maintaining fairness, since these payments are not usually based on actual use by each wage earner.

(Dollar Amounts in Millions)

<i>Estimates:</i>	2022-23	2023-24	2024-25	2025-26	2026-27	2027-28	2028-29
	\$ 64.8	\$ 66.8	\$ 68.3	\$ 70.0	\$ 72.0	\$ 74.1	\$ 76.9

Beneficiaries: The number of taxpayers benefiting from this expenditure is unknown.

LIFE INSURANCE PROCEEDS

Description: Amounts paid to beneficiaries or the estate of a decedent due to the death of the decedent are exempt from tax.

Purpose: Life insurance proceeds are not considered compensation for services rendered. Also, premiums are often paid with after-tax dollars.

(Dollar Amounts in Millions)

<i>Estimates:</i>	2022-23	2023-24	2024-25	2025-26	2026-27	2027-28	2028-29
	\$ 184.9	\$ 181.1	\$ 181.8	\$ 186.9	\$ 191.6	\$ 196.6	\$ 202.1

Beneficiaries: The death payment beneficiaries of approximately 180,800 life insurance policies benefit from this tax expenditure.

SICKNESS OR DISABILITY PROCEEDS

Description: Payments, other than regular wages or salary, received for periods of sickness or disability are excluded from compensation.

Purpose: These payments are excluded because they do not take the place of an employee's regular wages or salary. However, sick pay in the form of regular wages or salary is taxable.

(Dollar Amounts in Millions)

<i>Estimates:</i>	2022-23	2023-24	2024-25	2025-26	2026-27	2027-28	2028-29
	N/A	N/A	N/A	N/A	N/A	N/A	N/A

Beneficiaries: The number of taxpayers benefiting from this expenditure is unknown.

General Fund Tax Expenditures

UNEMPLOYMENT AND SUPPLEMENTAL UNEMPLOYMENT COMPENSATION

Description: Amounts received as unemployment compensation or supplemental unemployment compensation are excluded from taxable income.

Purpose: This exemption assists unemployed persons in providing the basic necessities of life.

(Dollar Amounts in Millions)

Estimates:	2022-23	2023-24	2024-25	2025-26	2026-27	2027-28	2028-29
	\$ 43.3	\$ 53.2	\$ 57.8	\$ 61.9	\$ 63.8	\$ 60.3	\$ 57.6

Beneficiaries: Approximately 260,000 people benefit from this tax expenditure.

WORKERS' COMPENSATION

Description: Disability, retirement, or other payments arising under workers' compensation acts, occupational disease acts, and similar legislation are exempt from taxation.

Purpose: These benefits are not related to services rendered and are intended to provide income or subsistence during periods of disability when the taxpayer was injured on the job and also to pay workers' medical bills for injuries sustained on the job. These benefits more closely resemble insurance payments, which are not taxable.

(Dollar Amounts in Millions)

Estimates:	2022-23	2023-24	2024-25	2025-26	2026-27	2027-28	2028-29
	\$ 82.0	\$ 81.5	\$ 81.1	\$ 80.6	\$ 80.1	\$ 79.6	\$ 79.2

Beneficiaries: As many as 167,300 residents benefit from this tax expenditure.

STRIKE BENEFITS

Description: Amounts designated as strike benefits are exempt from tax.

Purpose: These benefits are not considered compensation for services rendered and are thus excluded from tax.

(Dollar Amounts in Millions)

Estimates:	2022-23	2023-24	2024-25	2025-26	2026-27	2027-28	2028-29
	N/A	N/A	N/A	N/A	N/A	N/A	N/A

Beneficiaries: The number of taxpayers benefiting from this expenditure is unknown.

PUBLIC ASSISTANCE

Description: Public assistance payments from governmental entities are excluded from taxable income.

Purpose: This provision limits the impact of the tax on the poor and increases the effectiveness of state payments under this program.

(Dollar Amounts in Millions)

Estimates:	2022-23	2023-24	2024-25	2025-26	2026-27	2027-28	2028-29
	\$ 4.2	\$ 4.4	\$ 4.4	\$ 4.4	\$ 4.4	\$ 4.4	\$ 4.4

Beneficiaries: Approximately 72,400 people benefit from this tax expenditure.

General Fund Tax Expenditures

SALE OF A PRINCIPAL RESIDENCE

Description: The gain from a sale of principal residence is excludable from income.

Purpose: A principal residence is typically sold to meet the changing needs of the taxpayer and not in an effort to recognize a capital gain.

(Dollar Amounts in Millions)

Estimates:	2022-23	2023-24	2024-25	2025-26	2026-27	2027-28	2028-29
	\$ 400.5	\$ 331.6	\$ 347.7	\$ 369.9	\$ 392.4	\$ 413.4	\$ 400.6

Beneficiaries: The owners of approximately 217,400 principal residences that are sold each year in Pennsylvania benefit from this tax expenditure.

COMPENSATION FOR MILITARY SERVICE

Description: Compensation for military service by a Pennsylvania resident in a combat zone is excludable from tax. Income received for military service outside the Commonwealth (whether or not it is in a combat zone) while on active duty as a member of the armed forces is excludable from compensation. Income received for active state duty for an emergency within or outside Pennsylvania is excludable from compensation.

Purpose: This provision reduces tax on members of the armed forces while on active duty in service of the country.

(Dollar Amounts in Millions)

Estimates:	2022-23	2023-24	2024-25	2025-26	2026-27	2027-28	2028-29
	\$ 135.3	\$ 142.0	\$ 147.3	\$ 152.3	\$ 157.9	\$ 164.2	\$ 170.6

Beneficiaries: Approximately 50,100 residents benefit from this tax expenditure.

SCHOLARSHIPS, GRANTS, FELLOWSHIPS, AND STIPENDS

Description: Scholarships, grants, fellowships, and stipends awarded on the basis of need or academic achievement for the purpose of encouraging or allowing the recipient to further their educational development are not taxable. Fellowships and stipends are taxable if they are awarded as compensation for past, present, or future services.

Purpose: Awards made on the basis of detached generosity are considered to be gifts and are not taxable as income.

(Dollar Amounts in Millions)

Estimates:	2022-23	2023-24	2024-25	2025-26	2026-27	2027-28	2028-29
	\$ 159.9	\$ 162.7	\$ 165.6	\$ 168.5	\$ 171.4	\$ 174.4	\$ 177.5

Beneficiaries: The recipients of approximately 219,100 state and federal grants and scholarships, and an unknown number of private scholarships, grants, fellowships, and stipends benefit from this tax expenditure.

REIMBURSEMENTS FOR ACTUAL EXPENSES

Description: Payments by an employer to an employee to reimburse actual expenses incurred by the employee in the conduct of the employer's business are excludable from compensation.

Purpose: This provision ensures that employees incurring business expenses, for which they are later reimbursed in the actual amount of the expenses, are not taxed on the reimbursements. Such expenses and reimbursements are treated as if the employer had made the expenditure directly.

(Dollar Amounts in Millions)

Estimates:	2022-23	2023-24	2024-25	2025-26	2026-27	2027-28	2028-29
	\$ 0.6	\$ 0.6	\$ 0.6	\$ 0.6	\$ 0.6	\$ 0.6	\$ 0.6

Beneficiaries: Approximately 8,800 taxpayers benefit from this tax expenditure.

General Fund Tax Expenditures

UNREIMBURSED EXPENSES

Description: Unreimbursed expenditures made by employees are excludable from compensation if they are necessary to enable the taxpayer to properly perform the duties of employment, reasonable in amount, directly related to the taxpayer's occupation, and customary in the taxpayer's occupation.

Purpose: This provision enhances the fairness of the tax for those employees who incur expenses for the benefit of the employer, in order to properly perform a job, or to retain a rate of compensation.

(Dollar Amounts in Millions)

Estimates:	2022-23	2023-24	2024-25	2025-26	2026-27	2027-28	2028-29
	\$ 32.1	\$ 29.3	\$ 28.1	\$ 27.5	\$ 27.2	\$ 27.1	\$ 27.0

Beneficiaries: Individuals filing approximately 711,300 returns benefit from this tax expenditure.

BUSINESS INCOME DEDUCTIONS

Description: Ordinary and reasonable expenses necessary to operate a business or profession may be deducted from the gross receipts of that business or profession. This expenditure does not measure the cost of sales and operations or wages and salaries deductions.

Purpose: Businesses and professions are taxed on "net" profits; therefore, expenses necessary to produce the income may be deducted before tax is computed.

(Dollar Amounts in Millions)

Depreciation:

Estimates:	2022-23	2023-24	2024-25	2025-26	2026-27	2027-28	2028-29
	\$ 151.2	\$ 163.7	\$ 166.1	\$ 167.2	\$ 175.2	\$ 183.3	\$ 192.2

Other:

Estimates:	2022-23	2023-24	2024-25	2025-26	2026-27	2027-28	2028-29
	\$ 2,358.1	\$ 2,554.3	\$ 2,591.6	\$ 2,607.9	\$ 2,732.8	\$ 2,859.7	\$ 2,998.2

Beneficiaries: Approximately 1.1 million businesses and professions benefit from this tax expenditure.

FOSTER CARE

Description: Payments received by foster parents are explicitly excluded from the definition of compensation.

Purpose: This exemption provides a benefit to families providing foster care.

(Dollar Amounts in Millions)

Estimates:	2022-23	2023-24	2024-25	2025-26	2026-27	2027-28	2028-29
	\$ 4.4	\$ 4.3	\$ 4.3	\$ 4.2	\$ 4.1	\$ 4.1	\$ 4.0

Beneficiaries: The foster parents of approximately 16,900 children benefit from this tax expenditure.

QUALIFIED TUITION PROGRAMS

Description: Qualified tuition program contributions are deductible from personal income. Rollovers, undistributed earnings, and distributions used for qualified education expenses are not taxable.

Purpose: These provisions lessen the burden of tax on families saving for post-secondary, private primary, or private secondary education.

(Dollar Amounts in Millions)

Estimates:	2022-23	2023-24	2024-25	2025-26	2026-27	2027-28	2028-29
	\$ 48.1	\$ 51.2	\$ 54.5	\$ 58.1	\$ 61.9	\$ 66.0	\$ 70.4

Beneficiaries: At least 145,800 taxpayers benefit from this tax expenditure.

General Fund Tax Expenditures

EXEMPTION FOR ELECTION OFFICIALS

Description: Compensation and other payments received by county election officials are exempt from taxation.
Purpose: This exemption provides an incentive to serve as a county election official.

(Dollar Amounts in Millions)

Estimates:	2022-23	2023-24	2024-25	2025-26	2026-27	2027-28	2028-29
	\$ 0.8	\$ 0.8	\$ 0.8	\$ 0.9	\$ 0.9	\$ 0.9	\$ 0.9

Beneficiaries: As many as 100,700 election officials benefit from this tax expenditure.

PENNSYLVANIA LOTTERY NONCASH PRIZES

Description: Pennsylvania Lottery noncash prizes are exempt from personal income tax.
Purpose: This provision provides an additional benefit to individuals winning noncash Pennsylvania Lottery prizes.

(Dollar Amounts in Millions)

Estimates:	2022-23	2023-24	2024-25	2025-26	2026-27	2027-28	2028-29
	\$ 0.7	\$ 0.4	\$ 0.4	\$ 0.3	\$ 0.3	\$ 0.3	\$ 0.2

Beneficiaries: The winners of approximately 100 noncash prizes benefit from this expenditure.

STATE/LOCAL OBLIGATIONS

Description: Interest paid on Pennsylvania government-issued municipal bonds is exempt from Pennsylvania state income taxes.
Purpose: Because of this tax-exempt feature, investors will usually accept lower interest payments than on other types of borrowing, lowering the overall cost for the government bond issuer.

(Dollar Amounts in Millions)

Estimates:	2022-23	2023-24	2024-25	2025-26	2026-27	2027-28	2028-29
	\$ 65.0	\$ 63.3	\$ 61.8	\$ 60.3	\$ 58.8	\$ 57.4	\$ 56.0

Beneficiaries: Approximately 290,700 Pennsylvanians benefit from this expenditure.

START-UP BUSINESS DEDUCTION

Description: Pennsylvania allows for a \$5,000 deduction from net income for business start-up costs for personal income tax purposes.
Purpose: This deduction gives businesses the same opportunity they have at the federal level and will encourage small business development, attract entrepreneurs, and encourage existing businesses to expand and create new jobs.

(Dollar Amounts in Millions)

Estimates:	2022-23	2023-24	2024-25	2025-26	2026-27	2027-28	2028-29
	\$ 1.0	\$ 1.0	\$ 1.1	\$ 1.1	\$ 1.1	\$ 1.2	\$ 1.2

Beneficiaries: Approximately 10,600 new businesses will benefit from this tax expenditure.

General Fund Tax Expenditures

INTANGIBLE DRILLING COSTS

Description: A taxpayer may recover intangible drilling costs either by using a 10-year amortization period, or by electing to immediately expense up to one-third of the allowable costs and recover the remaining costs over a 10-year period beginning in the taxable year the costs are incurred.

Purpose: This expenditure allows entities to deduct a larger portion of costs immediately, instead of spreading those costs over the life of the well.

(Dollar Amounts in Millions)

<i>Estimates:</i>	2022-23	2023-24	2024-25	2025-26	2026-27	2027-28	2028-29
	\$ 0.1	\$ 0.1	\$ 0.1	\$ 0.1	\$ 0.1	\$ 0.1	\$ 0.1

Beneficiaries: Approximately 120 taxpayers benefit from this expenditure.

ACHIEVING A BETTER LIFE EXPERIENCE (ABLE) SAVINGS PROGRAMS

Description: Contributions to an ABLE account are deductible from the taxable income of the contributor. Contributions, any increase in the value of those contributions, the retention or transfer of any legal interest in an account, and payment of qualified expenses are exempt from taxation.

Purpose: These provisions lessen the burden of tax on people with disabilities and their families.

(Dollar Amounts in Millions)

<i>Estimates:</i>	2022-23	2023-24	2024-25	2025-26	2026-27	2027-28	2028-29
	\$ 0.7	\$ 0.8	\$ 0.9	\$ 1.0	\$ 1.1	\$ 1.3	\$ 1.5

Beneficiaries: Approximately 2,900 people with disabilities and their families benefit from this expenditure.

INVOLUNTARY CONVERSIONS

Description: A taxpayer may acquire replacement property and make an election to defer recognition of the gain following an involuntary conversion.

Purpose: These provisions lessen the burden of tax on taxpayers who acquire replacement property when the original property has been destroyed, stolen, seized, requisitioned, or condemned.

(Dollar Amounts in Millions)

<i>Estimates:</i>	2022-23	2023-24	2024-25	2025-26	2026-27	2027-28	2028-29
	Nominal	Nominal	Nominal	Nominal	Nominal	Nominal	Nominal

Beneficiaries: A minimal number of taxpayers will benefit from this expenditure.

QUALIFIED OPPORTUNITY ZONES

Description: Income derived from investment in a qualified opportunity zone that is exempt from federal tax is also exempt from Pennsylvania tax.

Purpose: The qualified opportunity zone program provides federal tax incentives to encourage private investment in low-income and distressed communities. This provision ensures that complementary incentives apply at the state level.

(Dollar Amounts in Millions)

<i>Estimates:</i>	2022-23	2023-24	2024-25	2025-26	2026-27	2027-28	2028-29
	\$ 22.2	\$ 22.2	\$ 23.3	\$ 7.2	\$ 0.0	\$ 0.0	\$ 0.0

Beneficiaries: The number of taxpayers benefiting from this expenditure is unknown.

General Fund Tax Expenditures

OLYMPIC MEDALS AND PRIZES

Description: The value of Olympic medals and prize money received from the United States Olympic Committee are exempt from tax.

Purpose: This provision lessens the burden of tax on taxpayers who receive awards on account of competition in the Olympic Games or Paralympic Games.

(Dollar Amounts in Millions)

Estimates:	2022-23	2023-24	2024-25	2025-26	2026-27	2027-28	2028-29
	Nominal	Nominal	Nominal	Nominal	Nominal	Nominal	Nominal

Beneficiaries: A minimal number of taxpayers will benefit from this expenditure.

CROP INSURANCE PROCEEDS

Description: Under certain circumstances, taxpayers may include crop insurance proceeds in income for the taxable year following the taxable year of crop destruction or damage.

Purpose: Given that crop insurance payments are often received because of unforeseen circumstances, this provision could provide greater flexibility in managing income and expenses in unexpectedly challenging times.

(Dollar Amounts in Millions)

Estimates:	2022-23	2023-24	2024-25	2025-26	2026-27	2027-28	2028-29
	N/A	N/A	N/A	N/A	N/A	N/A	N/A

Beneficiaries: The number of taxpayers benefiting from this expenditure is unknown.

EMPLOYER-PROVIDED DEPENDENT CARE BENEFITS

Description: Employer-provided dependent care benefits that are excludable from income at the federal level are also excluded from Pennsylvania personal income tax.

Purpose: This provision provides relief to working families that use child or dependent care.

(Dollar Amounts in Millions)

Estimates:	2022-23	2023-24	2024-25	2025-26	2026-27	2027-28	2028-29
	N/A	\$ 5.2	\$ 6.2	\$ 6.2	\$ 6.1	\$ 6.1	\$ 6.1

Beneficiaries: Taxpayers filing approximately 62,700 returns will benefit from this tax expenditure.

General Fund Tax Expenditures

Credits

SPECIAL POVERTY PROVISIONS (TAX FORGIVENESS)

Description: Special tax forgiveness provisions allow eligible claimants to reduce their tax liability depending on the amount of their eligibility income.

Purpose: This provision provides tax relief for taxpayers with low incomes.

(Dollar Amounts in Millions)

Estimates:	2022-23	2023-24	2024-25	2025-26	2026-27	2027-28	2028-29
	\$ 200.1	\$ 197.4	\$ 193.6	\$ 186.0	\$ 181.4	\$ 177.7	\$ 173.2

Beneficiaries: Individuals filing approximately 1 million returns benefit from this tax expenditure.

RESIDENT CREDIT

Description: Pennsylvania residents who have income that is subject to both Pennsylvania personal income tax and the income or wage tax of another state (excluding compensation earned in states with reciprocal agreements) may claim the lesser of the following as credit against the personal income tax: (1) the actual tax paid to the other state or (2) Pennsylvania taxable income earned in the other state, multiplied by the current Pennsylvania income tax rate.

Purpose: This provision prevents the double taxation of income earned by a Pennsylvania resident in another state.

(Dollar Amounts in Millions)

Estimates:	2022-23	2023-24	2024-25	2025-26	2026-27	2027-28	2028-29
	\$ 428.8	\$ 431.8	\$ 431.7	\$ 461.5	\$ 479.6	\$ 485.9	\$ 496.6

Beneficiaries: Individuals filing approximately 145,400 returns benefit from this tax expenditure.

TAX CREDITS FOR BEGINNING FARMERS

Description: Owners of agricultural assets who sell or rent those assets to beginning farmers (as defined by Act 65 of 2019) qualify for a tax credit.

The estimate for 2022-23 reflects actual credits awarded. Future fiscal years reflect the program cap.

Purpose: These tax credits are intended to encourage early-career farmers in Pennsylvania.

(Dollar Amounts in Millions)

Estimates:	2022-23	2023-24	2024-25	2025-26	2026-27	2027-28	2028-29
	\$ 0.2	\$ 6.0	\$ 6.0	\$ 6.0	\$ 6.0	\$ 6.0	\$ 6.0

Beneficiaries: An unknown number of taxpayers will benefit from this expenditure.

CHILD AND DEPENDENT CARE ENHANCEMENT TAX CREDIT

Description: Pennsylvania residents who receive the federal child and dependent care tax credit qualify for a refundable state tax credit equal to 100 percent of the federal credit, which was increased from 30 percent by Act 34 of 2023, and is effective beginning tax year 2023.

Purpose: This provision provides relief to working families that use child or dependent care.

(Dollar Amounts in Millions)

Estimates:	2022-23	2023-24	2024-25	2025-26	2026-27	2027-28	2028-29
	\$ 26.2	\$ 95.2	\$ 124.9	\$ 124.3	\$ 123.8	\$ 123.5	\$ 123.3

Beneficiaries: Individuals filing approximately 218,800 returns will benefit from this tax expenditure.

General Fund Tax Expenditures

Estimated Taxes

ESTIMATED TAXES FOR FIDUCIARIES

Description: Fiduciaries may adopt the federal annualization rules for calculating estimated payments.

Purpose: The adoption of annualized federal rules for calculating estimated payments for estates and trusts allows fiduciaries to have consistent payments between state and federal laws.

(Dollar Amounts in Millions)

<i>Estimates:</i>	2022-23	2023-24	2024-25	2025-26	2026-27	2027-28	2028-29
	\$ 4.9	\$ 9.5	\$ 11.6	\$ 10.1	\$ 8.1	\$ 6.8	\$ 6.9

Beneficiaries: Approximately 35,300 fiduciaries are estimated to benefit from this tax expenditure.

ESTIMATED TAXES FOR FARMERS

Description: Individuals having an estimated gross income from farming which is at least two-thirds of their total gross income may file an estimated tax declaration any time on or before January 15 of the succeeding year. If such an individual files a final return and pays the entire tax due by March 1, the return may be considered the declaration due on or before January 15. This estimate measures the interest lost due to delayed estimated payments.

Purpose: This provision provides assistance to farmers by allowing more liberal estimated payment rules, enhancing the farmers' cash flow.

(Dollar Amounts in Millions)

<i>Estimates:</i>	2022-23	2023-24	2024-25	2025-26	2026-27	2027-28	2028-29
	\$ 0.8	\$ 1.3	\$ 0.6	\$ 0.5	\$ 0.6	\$ 0.6	\$ 0.7

Beneficiaries: Farmers operating approximately 53,000 farms benefit from this tax expenditure.

ESTIMATED PAYMENTS FOR SMALL AMOUNTS

Description: Individuals with taxable income not subject to withholding are not required to pay estimated taxes, provided that such income falls below a certain threshold. Beginning in tax year 2024, the threshold increases incrementally from the current level of \$8,000 to \$20,000 in tax year 2028. In subsequent years, the threshold increases by \$500 per year.

Purpose: These provisions reduce paperwork for the Department of Revenue and taxpayers with small amounts of income not subject to withholding.

(Dollar Amounts in Millions)

<i>Estimates:</i>	2022-23	2023-24	2024-25	2025-26	2026-27	2027-28	2028-29
	\$ 1.8	\$ 2.6	\$ 2.4	\$ 2.0	\$ 1.9	\$ 2.4	\$ 3.0

Beneficiaries: Approximately 1.4 million Pennsylvania residents benefit from this tax expenditure.

ESTIMATED TAXES FOR PRIOR YEAR TAX FORGIVENESS RECIPIENTS

Description: A taxpayer who received tax forgiveness through the special provisions for poverty during the prior tax year, but did not qualify for tax forgiveness in the current tax year and is required to make estimated payments, may avoid a penalty for underpayment of estimated taxes.

Purpose: This provision is intended to give taxpayers who qualified for tax forgiveness a safe harbor from estimated payments.

(Dollar Amounts in Millions)

<i>Estimates:</i>	2022-23	2023-24	2024-25	2025-26	2026-27	2027-28	2028-29
	\$ 2.2	\$ 2.0	\$ 1.8	\$ 1.3	\$ 1.1	\$ 1.1	\$ 1.1

Beneficiaries: Taxpayers filing nearly 44,000 returns benefit from this expenditure.

General Fund Tax Expenditures

Realty Transfer Tax

TRANSFERS TO GOVERNMENTAL UNITS AND VETERANS SERVICE ORGANIZATIONS

Description: A transfer to the Commonwealth, the federal government or their agencies, political subdivisions, or instrumentalities, or veterans organizations by gift, dedication, condemnation, or in lieu of condemnation is exempt from taxation.

Purpose: This exemption provides tax relief to the grantor of property to a governmental entity. Without an exemption, the grantor would be required to pay the tax. The exemption may encourage donation of property to a governmental entity.

Estimates:

(Dollar Amounts in Millions)

	2022-23	2023-24	2024-25	2025-26	2026-27	2027-28	2028-29
	\$ 11.0	\$ 9.4	\$ 10.8	\$ 12.8	\$ 14.8	\$ 15.8	\$ 16.6

Beneficiaries: Approximately 3,130 local governmental units and veterans organizations could benefit from this tax expenditure.

PARTITION OF REALTY BY CO-TENANTS

Description: A partition of realty, passed by testate or intestate succession and held by co-tenants, into two or more distinctive portions with each party taking shares equal to their undivided interest, is an excluded transaction.

Purpose: Tax relief is given to the heirs to assist in the equitable settlement of the estate. Heirs to realty do not always want joint ownership in the realty willed to them as co-tenants. This exemption enables the parties to partition the realty into two or more distinct portions with each party taking shares equal to their undivided interest without incurring tax.

Estimates:

(Dollar Amounts in Millions)

	2022-23	2023-24	2024-25	2025-26	2026-27	2027-28	2028-29
	\$ 1.8	\$ 1.6	\$ 1.8	\$ 2.2	\$ 2.5	\$ 2.7	\$ 2.8

Beneficiaries: The number of taxpayers benefiting from this expenditure is unknown.

TRANSFERS AMONG FAMILY MEMBERS

Description: Transfers between spouses, parent and child or the spouse of such child, stepparent and a stepchild or the spouse of such child, siblings and/ or the spouse of a sibling, and a grandparent and grandchild or the spouse of such a grandchild are exempt from taxation.

Purpose: This exemption reduces the tax burden on families by exempting transfers to family members.

Estimates:

(Dollar Amounts in Millions)

	2022-23	2023-24	2024-25	2025-26	2026-27	2027-28	2028-29
	\$ 99.8	\$ 85.7	\$ 98.2	\$ 116.3	\$ 135.1	\$ 144.0	\$ 151.3

Beneficiaries: The number of taxpayers benefiting from this expenditure is unknown.

General Fund Tax Expenditures

TRANSFERS TO SHAREHOLDERS OR PARTNERS

Description: A transfer from a corporation or association to its shareholder or member, where the grantee owns stock or holds an interest in the same proportion as his interest in the real estate being conveyed, is an excluded transaction. The stock or interest must be held by the grantee for more than two years.

Purpose: This exemption recognizes that the grantee has an ownership interest in the realty conveyed to him in the same proportion as stock owned in the corporation or interest in the association.

(Dollar Amounts in Millions)

<i>Estimates:</i>	2022-23	2023-24	2024-25	2025-26	2026-27	2027-28	2028-29
	\$ 2.2	\$ 1.9	\$ 2.2	\$ 2.6	\$ 3.0	\$ 3.2	\$ 3.4

Beneficiaries: The number of taxpayers benefiting from this expenditure is unknown.

TRANSFERS TO OR FROM A NONPROFIT INDUSTRIAL DEVELOPMENT AGENCY

Description: A transfer to a nonprofit industrial development agency or authority is an excluded transaction. A transfer from a nonprofit industrial development agency or authority to a grantee purchasing directly from it is an excluded transaction if: (1) the grantee uses such real estate for the primary purpose of manufacturing, fabricating, compounding, processing, publishing, research and development, transportation, energy conversion, energy production, pollution control, warehousing, or agriculture and (2) the authority has full ownership interest in the real estate transferred.

Purpose: These exemptions encourage transfers of realty to nonprofit organizations for industrial development and from nonprofit organizations for use in various activities that may contribute to economic development in the Commonwealth.

(Dollar Amounts in Millions)

<i>Estimates:</i>	2022-23	2023-24	2024-25	2025-26	2026-27	2027-28	2028-29
	\$ 10.1	\$ 8.7	\$ 10.0	\$ 11.8	\$ 13.7	\$ 14.6	\$ 15.3

Beneficiaries: The number of taxpayers benefiting from this expenditure is unknown.

TRANSFERS BETWEEN RELIGIOUS ORGANIZATIONS

Description: A transfer between religious organizations or persons holding title for a religious organization, with both parties possessing tax-exempt status under the Internal Revenue Code, is an excluded transaction. The real estate cannot have been used by such transferor for commercial purposes.

Purpose: This exemption provides tax relief to religious organizations that are perceived to provide social benefits.

(Dollar Amounts in Millions)

<i>Estimates:</i>	2022-23	2023-24	2024-25	2025-26	2026-27	2027-28	2028-29
	\$ 2.2	\$ 1.9	\$ 2.1	\$ 2.5	\$ 3.0	\$ 3.1	\$ 3.3

Beneficiaries: Approximately 14,000 religious organizations could benefit from this tax expenditure.

General Fund Tax Expenditures

TRANSFERS TO A CONSERVANCY

Description: A transfer to or from a conservancy possessing tax-exempt status pursuant to the Internal Revenue Code and which has as its primary purpose preservation of land for historic, recreational, scenic, agricultural, or open space opportunities is an excluded transaction. Act 84 of 2016 added agricultural, conservation, or historic preservation easements transferred or sold to certain dedicated conservancies, as well as government entities, as being excluded transactions.

Purpose: This exemption encourages the preservation of realty with historic, recreational, scenic, or agricultural value.

(Dollar Amounts in Millions)

Estimates:	2022-23	2023-24	2024-25	2025-26	2026-27	2027-28	2028-29
	\$ 0.3	\$ 0.2	\$ 0.3	\$ 0.3	\$ 0.4	\$ 0.4	\$ 0.4

Beneficiaries: Approximately 60 land conservancies could benefit from this tax expenditure.

REAL ESTATE DEVOTED TO AGRICULTURE

Description: A transfer of real estate devoted to the business of agriculture to a family farm business by a member of the same family is an excluded transaction. The family must own at least 75 percent of each class of stock in a family farm business. The family farm may also lease the farmland as long as it is used for farming.

Purpose: This exemption provides tax relief for the establishment or expansion of the family farm business thereby recognizing the importance of the family-owned farm.

(Dollar Amounts in Millions)

Estimates:	2022-23	2023-24	2024-25	2025-26	2026-27	2027-28	2028-29
	N/A	N/A	N/A	N/A	N/A	N/A	N/A

Beneficiaries: The owners of 53,000 farms might benefit from this tax expenditure.

OWNERSHIP INTEREST IN REAL ESTATE COMPANY OR FAMILY FARM

Description: A transfer between members of the same family of an ownership interest in a real estate company or family farm business is an excluded transaction.

Purpose: A transfer of ownership interest between members of the same family is not considered a change in ownership of the business. This exemption encourages the preservation of family farm businesses and family-owned real estate businesses by allowing transfers of ownership interests between members of the same family not to count toward the corporation becoming an acquired company.

(Dollar Amounts in Millions)

Estimates:	2022-23	2023-24	2024-25	2025-26	2026-27	2027-28	2028-29
	N/A	N/A	N/A	N/A	N/A	N/A	N/A

Beneficiaries: The owners of 53,000 farms might benefit from this tax expenditure.

General Fund Tax Expenditures

TRANSFERS OF REALTY VALUED AT \$100 OR LESS

Description: A transaction where the tax due is \$100 or less is an excluded transaction.

Purpose: The administrative costs of collecting the revenue from a transfer of realty valued at \$100 or less are thought to be greater than the revenue.

(Dollar Amounts in Millions)

Estimates:	2022-23	2023-24	2024-25	2025-26	2026-27	2027-28	2028-29
	\$ 2.1	\$ 1.8	\$ 2.0	\$ 2.4	\$ 2.8	\$ 3.0	\$ 3.1

Beneficiaries: The number of taxpayers benefiting from this expenditure is unknown.

PRODUCTION OR EXTRACTION OF COAL, OIL, NATURAL GAS, OR MINERALS

Description: Leases for the production or extraction of coal, oil, natural gas, or minerals and assignments thereof are excluded transactions.

Purpose: This exemption gives tax relief to the mining and extracting industries to produce and extract coal, oil, natural gas, and minerals at a lower cost.

(Dollar Amounts in Millions)

Estimates:	2022-23	2023-24	2024-25	2025-26	2026-27	2027-28	2028-29
	N/A	N/A	N/A	N/A	N/A	N/A	N/A

Beneficiaries: Approximately 70 companies may benefit from this tax expenditure.

PUBLIC UTILITY EASEMENTS

Description: A transfer of an easement to a person furnishing public utility service is an excluded transaction if the easement is used in, or useful for, furnishing public utility services.

Purpose: Public utility easements are numerous and the majority of them are conveyed for a small consideration. The administrative costs of collecting the revenue from an easement to a provider of public utility services are thought to be greater than the revenue.

(Dollar Amounts in Millions)

Estimates:	2022-23	2023-24	2024-25	2025-26	2026-27	2027-28	2028-29
	\$ 18.6	\$ 16.0	\$ 18.4	\$ 21.7	\$ 25.2	\$ 26.9	\$ 28.3

Beneficiaries: The 880 public utilities could benefit from this tax expenditure.

General Fund Tax Expenditures

STANDING TIMBER OR CROPS

Description: Standing timber and crops are not deemed to actually pass with the conveyance of realty when the instrument provides for severance and removal within an immediate ascertainable date.

Purpose: Timber and crops are personal property in this instance, the transfer of which is not subject to realty transfer tax.

(Dollar Amounts in Millions)

<i>Estimates:</i>	2022-23	2023-24	2024-25	2025-26	2026-27	2027-28	2028-29
	N/A	N/A	N/A	N/A	N/A	N/A	N/A

Beneficiaries: The number of taxpayers benefiting from this expenditure is unknown.

TRANSFERS INVOLVING VOLUNTEER EMERGENCY AGENCIES

Description: A transfer to or by a volunteer emergency medical services company, volunteer fire company, or volunteer rescue company is an excluded transaction. Act 66 of 2020 expanded this exemption to include all transactions involving volunteer emergency agencies; previous legislation had only excluded certain transactions.

Purpose: This exemption provides tax relief to volunteer emergency agencies. Without the exemption, they would be required to pay the tax when acquiring real property. The exemption should aid volunteer emergency agencies in being able to better serve their communities.

(Dollar Amounts in Millions)

<i>Estimates:</i>	2022-23	2023-24	2024-25	2025-26	2026-27	2027-28	2028-29
	\$ 2.5	\$ 2.1	\$ 2.5	\$ 2.9	\$ 3.4	\$ 3.6	\$ 3.8

Beneficiaries: Approximately 2,080 taxpayers could benefit from this tax expenditure.

TRANSFERS TO OR FROM A LAND BANK

Description: A transfer of real estate to or from a land bank is an excluded transaction. The term "land bank" shall have the same meaning as given to it in 68 Pa.C.S. § 2103.

Purpose: This exemption provides tax relief on transfers to or from a land bank. Land banks are used by local governments to acquire problem properties and return them to productive use.

(Dollar Amounts in Millions)

<i>Estimates:</i>	2022-23	2023-24	2024-25	2025-26	2026-27	2027-28	2028-29
	N/A	N/A	N/A	N/A	N/A	N/A	N/A

Beneficiaries: The number of taxpayers benefiting from this expenditure is unknown.

General Fund Tax Expenditures

TRANSFERS TO CERTAIN NONPROFIT ORGANIZATIONS FROM HOUSING AUTHORITIES WITHIN THE COMMONWEALTH

Description: A transfer of real estate from a Public Housing Authority (PHA) to a nonprofit organization utilizing the Rental Assistance Demonstration (RAD) Program administered by the Department of Housing and Urban Development (HUD) are exempt from realty transfer tax. This applies to a county of the fifth class with a population between 115,000 and 118,000 that filed an appeal with the Board of Finance and Revenue after December 31, 2015.

Purpose: The RAD program was created by HUD to give PHAs an additional tool to preserve and improve public housing properties. Without this exemption from tax, the transfer from the PHAs to nonprofit organizations participating in the RAD program would be taxable.

(Dollar Amounts in Millions)

Estimates:	2022-23	2023-24	2024-25	2025-26	2026-27	2027-28	2028-29
	N/A	N/A	N/A	N/A	N/A	N/A	N/A

Beneficiaries: A limited number of nonprofit organizations will benefit from this expenditure.

TRANSFERS TO BEGINNING FARMERS

Description: The transfer of a property subject to an agricultural easement to a qualified beginning farmer is exempt from the tax.

Purpose: The exemption is intended to encourage new persons to become involved in farming.

(Dollar Amounts in Millions)

Estimates:	2022-23	2023-24	2024-25	2025-26	2026-27	2027-28	2028-29
	N/A	N/A	N/A	N/A	N/A	N/A	N/A

Beneficiaries: The number of taxpayers benefiting from this expenditure is unknown.

General Fund Tax Expenditures

Inheritance Tax

Family Related Exemptions and Exclusions

PREFERENTIAL RATE FOR TRANSFERS TO LINEAL BENEFICIARIES

Description: Assets transferred to lineal beneficiaries are taxed at a 4.5 percent rate rather than the 15 percent rate for assets transferred to non-lineal heirs.

Purpose: This provision reduces the tax burden on the immediate family members of the decedent.

(Dollar Amounts in Millions)

<i>Estimates:</i>	2022-23	2023-24	2024-25	2025-26	2026-27	2027-28	2028-29
	\$ 2,124.9	\$ 2,130.4	\$ 2,102.3	\$ 2,085.6	\$ 2,083.4	\$ 2,072.8	\$ 2,061.0

Beneficiaries: Approximately 45,200 estates benefit from this tax expenditure.

TRANSFERS OF PROPERTY TO SPOUSE

Description: Property passing to a spouse of a decedent is taxed at 0 percent. This estimate is based on the difference between taxing all assets transferred between spouses at the lineal rate of 4.5 percent and the spousal rate of 0 percent.

Purpose: This provision prevents an undue tax burden on a surviving spouse especially when assets cannot be jointly owned. It allows spouses to maintain homes and other assets without being subject to inheritance tax.

(Dollar Amounts in Millions)

<i>Estimates:</i>	2022-23	2023-24	2024-25	2025-26	2026-27	2027-28	2028-29
	\$ 3,833.2	\$ 3,594.7	\$ 3,499.2	\$ 3,459.8	\$ 3,455.9	\$ 3,438.5	\$ 3,419.0

Beneficiaries: Approximately 39,700 estates benefit from this tax expenditure.

EXEMPTION FOR TRANSFERS OF PROPERTY FROM A CHILD TO PARENT

Description: Property passing from a child 21 years of age or younger to a parent is subject to a 0 percent tax rate. This estimate measures the difference between taxing child to parent transfers at the lineal rate of 4.5 percent and the rate of 0 percent.

Purpose: This provision reduces the tax burden on families receiving assets due to the untimely death of a child.

(Dollar Amounts in Millions)

<i>Estimates:</i>	2022-23	2023-24	2024-25	2025-26	2026-27	2027-28	2028-29
	\$ 0.6	\$ 0.6	\$ 0.6	\$ 0.6	\$ 0.6	\$ 0.6	\$ 0.6

Beneficiaries: Approximately 30 estates benefit from this tax expenditure.

PREFERENTIAL RATE FOR TRANSFERS TO SIBLINGS

Description: Assets transferred to siblings are taxed at a rate of 12 percent rather than the rate of 15 percent for assets transferred to non-lineal heirs.

Purpose: This provision reduces the tax burden on estates that transfer assets to a sibling of the decedent. It recognizes that a sibling is often a decedent's closest relative and that transfers to siblings should be taxed at a lower rate than transfers to unrelated beneficiaries.

(Dollar Amounts in Millions)

<i>Estimates:</i>	2022-23	2023-24	2024-25	2025-26	2026-27	2027-28	2028-29
	\$ 44.4	\$ 44.6	\$ 44.0	\$ 43.6	\$ 43.6	\$ 43.4	\$ 43.1

Beneficiaries: Approximately 5,700 estates benefit from this tax expenditure.

General Fund Tax Expenditures

LIFE INSURANCE PROCEEDS

Description: Life insurance proceeds, whether or not payable to the estate of the decedent, are exempt from inheritance tax.

Purpose: This provision lessens the tax burden on the insurance beneficiaries of the decedent, who are likely to be family members. A common reason for purchasing life insurance is to assist with the payment of inheritance and estate taxes.

(Dollar Amounts in Millions)

<i>Estimates:</i>	2022-23	2023-24	2024-25	2025-26	2026-27	2027-28	2028-29
	\$ 160.8	\$ 158.9	\$ 162.1	\$ 166.0	\$ 170.3	\$ 175.0	\$ 180.0

Beneficiaries: Estates of the decedents associated with approximately 78,000 life insurance policies benefit from this expenditure.

FEDERAL WAR RISK INSURANCE AND NATIONAL SERVICE LIFE INSURANCE PROCEEDS

Description: Proceeds of federal war risk insurance, national service life insurance, or other similar governmental insurance are exempt from inheritance tax.

Purpose: This provision lessens the tax burden on beneficiaries of U.S. military personnel and dependents who receive increased insurance when stationed in an area where military conflict is possible.

(Dollar Amounts in Millions)

<i>Estimates:</i>	2022-23	2023-24	2024-25	2025-26	2026-27	2027-28	2028-29
	Nominal	Nominal	Nominal	Nominal	Nominal	Nominal	Nominal

Beneficiaries: The families of fallen Pennsylvanians benefit from this tax expenditure.

FAMILY EXEMPTION

Description: A \$3,500 family exemption from inheritance tax is permitted for the decedent's surviving spouse, children, or parents living in the decedent's household at the time of death.

Purpose: This provision allows a small tax-free transfer of property to immediate family members residing with the decedent. Smaller taxable estates benefit to a greater extent.

(Dollar Amounts in Millions)

<i>Estimates:</i>	2022-23	2023-24	2024-25	2025-26	2026-27	2027-28	2028-29
	\$ 2.0	\$ 2.0	\$ 2.0	\$ 2.0	\$ 2.0	\$ 1.9	\$ 1.9

Beneficiaries: Approximately 7,900 families benefit from this tax expenditure.

EXEMPTION FOR TRANSFERS FROM A PARENT TO CHILD 21 OR YOUNGER

Description: Property passing from a parent to a child 21 years of age or younger is subject to a 0 percent tax rate. This estimate measures the difference between taxing parent to child transfers at the lineal rate of 4.5 percent and the rate of 0 percent.

Purpose: This provision reduces the tax burden on families receiving assets due to the death of a parent.

(Dollar Amounts in Millions)

<i>Estimates:</i>	2022-23	2023-24	2024-25	2025-26	2026-27	2027-28	2028-29
	\$ 20.7	\$ 20.9	\$ 20.4	\$ 20.2	\$ 20.2	\$ 20.5	\$ 20.6

Beneficiaries: Approximately 100 estates benefit from this tax expenditure.

General Fund Tax Expenditures

Personal Exclusions and Deductions

EMPLOYMENT BENEFITS

Description: Employment benefits that the decedent did not have the right to possess, enjoy, assign, or anticipate before death are exempt from inheritance tax. Exempt benefits include pensions, stock-bonuses, profit-sharing plans, Keoghs, Individual Retirement Accounts, and other retirement plans. If the decedent did have the right to possess, enjoy, assign, or anticipate the benefits, they are exempt from Pennsylvania inheritance tax only to the same extent they are exempt from the federal estate tax.

Purpose: This provision limits inheritance tax on employment benefits to which the decedent did not have full rights. An individual is presumed to have full rights to these employment benefits after age 59 ½, the age at which someone may utilize at least a portion of these funds without penalty under the Internal Revenue Code.

(Dollar Amounts in Millions)

Estimates:	2022-23	2023-24	2024-25	2025-26	2026-27	2027-28	2028-29
	\$ 10.1	\$ 10.9	\$ 11.8	\$ 12.7	\$ 13.6	\$ 14.7	\$ 15.8

Beneficiaries: Estates of the approximately 12,000 decedents of working age and under 59½ at death may benefit from this tax expenditure.

ESTATE ADMINISTRATION EXPENSES

Description: Expenses for attorney fees, funeral and burial expenses, tombstones and grave markers, and other expenses incurred in administering the estate are deductible from the taxable estate.

Purpose: This provision allows for the deduction of reasonable and necessary expenses associated with managing the estate.

(Dollar Amounts in Millions)

Estimates:	2022-23	2023-24	2024-25	2025-26	2026-27	2027-28	2028-29
	\$ 70.3	\$ 70.3	\$ 70.3	\$ 70.2	\$ 70.2	\$ 70.2	\$ 70.1

Beneficiaries: Approximately 47,900 estates benefit from this tax expenditure.

DEBTS AND LIABILITIES OF THE DECEDENT

Description: A deduction from the gross estate is allowed for debts and liabilities of the decedent.

Purpose: This provision increases the fairness of the tax by ensuring that property is included in the taxable estate based on its net value. For example, a mortgage is deducted from the value of real property to properly value the decedent's interest in that property.

(Dollar Amounts in Millions)

Estimates:	2022-23	2023-24	2024-25	2025-26	2026-27	2027-28	2028-29
	\$ 86.2	\$ 86.2	\$ 86.2	\$ 86.2	\$ 86.1	\$ 86.1	\$ 86.1

Beneficiaries: Approximately 36,400 estates benefit from this tax expenditure.

General Fund Tax Expenditures

SOCIAL SECURITY DEATH PAYMENTS

Description: The lump-sum social security death benefit is exempt from inheritance tax.

Purpose: This provision helps limit the impact of the tax on poorer beneficiaries. The social security death benefit could comprise the majority of assets for many small taxable estates.

Estimates:

<i>(Dollar Amounts in Millions)</i>						
2022-23	2023-24	2024-25	2025-26	2026-27	2027-28	2028-29
\$ 1.0	\$ 1.0	\$ 1.0	\$ 1.0	\$ 1.0	\$ 1.0	\$ 1.0

Beneficiaries: As many as 69,600 estates may benefit from this tax expenditure.

RAILROAD RETIREMENT BURIAL BENEFITS

Description: The lump-sum railroad retirement burial benefit is exempt from inheritance tax.

Purpose: This provision helps limit the impact of the tax on poorer beneficiaries. The railroad retirement burial benefit could comprise the majority of assets for many small taxable estates.

Estimates:

<i>(Dollar Amounts in Millions)</i>						
2022-23	2023-24	2024-25	2025-26	2026-27	2027-28	2028-29
Nominal	Nominal	Nominal	Nominal	Nominal	Nominal	Nominal

Beneficiaries: An estimated 100 estates receive lump sum benefit payments from the U.S. Railroad Retirement Board.

ADVANCEMENTS

Description: Transfers made as an advancement of or on account of an intestate share or in satisfaction or partial satisfaction of a gift by will are exempt unless the gift was made within one year of death and gifts to the transferee exceeded \$3,000 during that calendar year.

Purpose: This provision provides that these advancements be treated as gifts that are not intended to avoid the tax.

Estimates:

<i>(Dollar Amounts in Millions)</i>						
2022-23	2023-24	2024-25	2025-26	2026-27	2027-28	2028-29
N/A	N/A	N/A	N/A	N/A	N/A	N/A

Beneficiaries: Approximately 69,600 estates might benefit from this tax expenditure.

General Fund Tax Expenditures

PROPERTY SUBJECT TO POWER OF APPOINTMENT

Description: Property left to a trust by the decedent (grantor) subject to a power of appointment (by a grantee), whether or not exercised and notwithstanding any blending of such property with property of the grantee, is exempt from inheritance tax in the estate of the grantee.

Purpose: Pennsylvania taxes the transfer of these assets at the time the interest is created (when the grantor dies). This provision prevents taxation when the property is subsequently distributed upon the death of the grantee, having already been taxed in the estate of the grantor.

(Dollar Amounts in Millions)

Estimates:	2022-23	2023-24	2024-25	2025-26	2026-27	2027-28	2028-29
	N/A	N/A	N/A	N/A	N/A	N/A	N/A

Beneficiaries: The number of taxpayers benefiting from this expenditure is unknown.

NOMINAL OWNERSHIP OF PROPERTY

Description: Property held in the name of a decedent who held no beneficial interest in the property is exempt from inheritance tax.

Purpose: This provision prevents property in which the decedent had no real interest from being included in the taxable estate.

(Dollar Amounts in Millions)

Estimates:	2022-23	2023-24	2024-25	2025-26	2026-27	2027-28	2028-29
	N/A	N/A	N/A	N/A	N/A	N/A	N/A

Beneficiaries: The number of taxpayers benefiting from this expenditure is unknown.

TRANSFERS BY A MEMBER OF THE MILITARY ON ACTIVE DUTY

Description: Transfers from decedents who died as a result of injury or illness while on active military duty are exempt from inheritance tax.

Purpose: This provision lessens the tax burden on beneficiaries of the U.S. military personnel who, while serving in the armed forces, a reserve component, or the National Guard of the United States, died as a result of injury or illness received while on active duty, including active duty for training.

(Dollar Amounts in Millions)

Estimates:	2022-23	2023-24	2024-25	2025-26	2026-27	2027-28	2028-29
	--	Nominal	Nominal	Nominal	Nominal	Nominal	Nominal

Beneficiaries: Those receiving transfers from fallen active duty military members benefit from this tax expenditure.

General Fund Tax Expenditures

Business Related Exclusions and Deductions

PREFERENTIAL VALUATION OF FARMLAND

Description: Farmland which was devoted to agricultural use for the three years preceding the death of the decedent and is not less than 10 contiguous acres or has an anticipated yearly gross income derived from agricultural use of \$2,000 or more, is valued based on its current use rather than its highest use.

Purpose: This provision helps to maintain family farms since land currently devoted to agricultural use is often more valuable if developed.

Estimates:

<i>(Dollar Amounts in Millions)</i>						
2022-23	2023-24	2024-25	2025-26	2026-27	2027-28	2028-29
N/A	N/A	N/A	N/A	N/A	N/A	N/A

Beneficiaries: The number of taxpayers benefiting from this expenditure is unknown.

SMALL BUSINESS INTEREST TRANSFER EXTENDED PAYMENT SCHEDULE

Description: The inheritance tax due on the transfer of a qualified small business interest may be paid in 20 consecutive quarterly installments beginning nine months after the decedent's death. Each installment payment bears annual interest of 9 percent.

Purpose: This provision helps protect small businesses upon the death of the owner from a sudden tax burden. Payments are spread out over time so that asset sales can be avoided.

Estimates:

<i>(Dollar Amounts in Millions)</i>						
2022-23	2023-24	2024-25	2025-26	2026-27	2027-28	2028-29
N/A	N/A	N/A	N/A	N/A	N/A	N/A

Beneficiaries: The number of taxpayers benefiting from this expenditure is unknown.

PREFERENTIAL VALUATION OF AGRICULTURAL CONSERVATION EASEMENTS

Description: An agricultural conservation easement is a deed restriction landowners voluntarily place on their property to protect productive agricultural land. The value of an agricultural conservation easement is set at 50 percent of what the land would otherwise be valued for purposes of inheritance tax assessments.

Purpose: This provision helps to maintain family farms and increase participation in the preservation of the Commonwealth's farmland.

Estimates:

<i>(Dollar Amounts in Millions)</i>						
2022-23	2023-24	2024-25	2025-26	2026-27	2027-28	2028-29
\$ 0.7	\$ 0.8	\$ 0.8	\$ 0.9	\$ 0.9	\$ 1.0	\$ 1.1

Beneficiaries: The owners of 53,000 farms might benefit from this tax expenditure.

General Fund Tax Expenditures

AGRICULTURAL TRANSFERS TO FAMILY MEMBERS

Description: A transfer of real estate devoted to the business of agriculture between members of the same family is exempt from inheritance tax, provided that after the transfer the real estate continues to be devoted to the business of agriculture for a period of seven years beyond the decedent's date of death and the real estate derives a yearly gross income of at least \$2,000. A transfer of an agricultural commodity, agricultural conservation easement, agricultural reserve, agricultural use property, or a forest reserve to lineal descendants or siblings is also exempt from inheritance tax.

Purpose: This provision helps to maintain family farms and increase participation in the preservation of the Commonwealth's farmland.

(Dollar Amounts in Millions)

Estimates:	2022-23	2023-24	2024-25	2025-26	2026-27	2027-28	2028-29
	\$ 6.6	\$ 6.9	\$ 7.2	\$ 7.5	\$ 7.8	\$ 8.2	\$ 8.5

Beneficiaries: The owners of 53,000 farms might benefit from this tax expenditure.

FAMILY-OWNED BUSINESS TRANSFERS TO FAMILY MEMBERS

Description: A transfer of a family-owned, small business interest to or for the benefit of members of the same family is exempt from inheritance tax, provided that after the transfer, the family-owned business interest continues to be owned by members of the same family or a trust whose beneficiaries are comprised solely of members of the same family for a minimum of seven years beyond the decedent's date of death. The exemption is limited to qualified family-owned business interests, defined as having fewer than 50 full-time equivalent employees, a net book value of assets less than \$5 million, and being in existence for at least five years, as of the decedent's date of death. The exemption does not apply to property transferred into the business within one year of the decedent's date of death.

Purpose: This provision helps to maintain family-owned, small businesses.

(Dollar Amounts in Millions)

Estimates:	2022-23	2023-24	2024-25	2025-26	2026-27	2027-28	2028-29
	\$ 8.6	\$ 8.6	\$ 8.5	\$ 8.4	\$ 8.4	\$ 8.4	\$ 8.4

Beneficiaries: The owners of 206,000 family-owned, small businesses might benefit from this tax expenditure.

General Fund Tax Expenditures

Other Exclusions

TRANSFERS TO GOVERNMENTS

Description: Inter vivos transfers and bequests to governments are exempt from inheritance tax.

Purpose: This exemption is an indirect means of assistance to governments and may reduce the taxes levied by these entities.

Estimates:

<i>(Dollar Amounts in Millions)</i>						
2022-23	2023-24	2024-25	2025-26	2026-27	2027-28	2028-29
\$ 0.5	\$ 0.5	\$ 0.5	\$ 0.5	\$ 0.5	\$ 0.5	\$ 0.5

Beneficiaries: Approximately 3,000 estates benefit from this tax expenditure.

TRANSFERS TO CHARITABLE AND FRATERNAL ORGANIZATIONS

Description: Inter vivos transfers and bequests to charitable and fraternal organizations are exempt from inheritance tax.

Purpose: Charitable and fraternal organizations provide public services that are believed to benefit Pennsylvanians. This exemption represents an indirect means of assistance to these entities and may increase the money available for charitable purposes.

Estimates:

<i>(Dollar Amounts in Millions)</i>						
2022-23	2023-24	2024-25	2025-26	2026-27	2027-28	2028-29
\$ 130.8	\$ 131.2	\$ 129.5	\$ 128.4	\$ 128.3	\$ 127.6	\$ 126.9

Beneficiaries: An estimated 31,000 charitable and fraternal organizations might benefit from this tax expenditure.

Table Game Tax

PROMOTIONAL ITEM DEDUCTION

Description: The deduction of promotional items from gross table game revenue includes the cost of personal property awarded to a player as a result of playing a table game. This deduction does not include travel expenses, food, refreshments, lodging, or services.

Purpose: This deduction removes from the tax base the value of prizes awarded as a result of table game play.

(Dollar Amounts in Millions)

<i>Estimates:</i>	2022-23	2023-24	2024-25	2025-26	2026-27	2027-28	2028-29
	\$ 1.9	\$ 1.9	\$ 2.0	\$ 2.1	\$ 2.2	\$ 2.2	\$ 2.3

Beneficiaries: All licensed gaming entities in Pennsylvania operating table games may benefit from this tax expenditure.

Sports Wagering Tax

PROMOTIONAL ITEM DEDUCTION

Description: The deduction of promotional items from gross sports wagering revenue includes the cost of personal property awarded to a player as a result of sports wagering. This deduction does not include travel expenses, food, refreshments, lodging, or services.

Purpose: This deduction removes from the tax base the value of prizes awarded as a result of sports wagering.

(Dollar Amounts in Millions)

<i>Estimates:</i>	2022-23	2023-24	2024-25	2025-26	2026-27	2027-28	2028-29
	\$ 0.2	\$ 0.2	\$ 0.2	\$ 0.2	\$ 0.2	\$ 0.2	\$ 0.2

Beneficiaries: All holders of sports wagering certificates in Pennsylvania may benefit from this tax expenditure.

Motor License Fund Tax Expenditures

Oil Company Franchise Tax

POLITICAL SUBDIVISIONS

Description: Fuels purchased by political subdivisions of the Commonwealth are exempt from the tax.

Purpose: This exemption is an indirect means of assistance to local governments and may reduce the taxes levied by these entities.

(Dollar Amounts in Millions)

<i>Estimates:</i>	2022-23	2023-24	2024-25	2025-26	2026-27	2027-28	2028-29
	\$ 43.5	\$ 44.2	\$ 41.9	\$ 41.2	\$ 40.3	\$ 39.4	\$ 38.6

Beneficiaries: Approximately 3,130 governmental units benefit from these tax expenditures.

VOLUNTEER EMERGENCY VEHICLES

Description: Fuel purchased by a volunteer fire company, volunteer ambulance service, or volunteer rescue squad, and used solely in official vehicles, is exempt from the tax.

Purpose: Volunteer emergency organizations provide public services that are perceived to benefit Pennsylvanians. This exemption permits these services to be rendered at a reduced cost.

(Dollar Amounts in Millions)

<i>Estimates:</i>	2022-23	2023-24	2024-25	2025-26	2026-27	2027-28	2028-29
	\$ 10.9	\$ 11.0	\$ 10.4	\$ 10.3	\$ 10.0	\$ 9.8	\$ 9.6

Beneficiaries: Approximately 1,800 volunteer fire departments and an unknown number of other volunteer organizations benefit from these tax expenditures.

NONPROFIT NONPUBLIC SCHOOLS

Description: Fuel purchased by any nonprofit nonpublic school in which a Commonwealth resident may legally fulfill compulsory school attendance requirements is granted an exemption from the tax.

Purpose: Since state government indirectly subsidizes transporting public school children, this exemption provides similar treatment to nonprofit nonpublic schools.

(Dollar Amounts in Millions)

<i>Estimates:</i>	2022-23	2023-24	2024-25	2025-26	2026-27	2027-28	2028-29
	\$ 0.2	\$ 0.2	\$ 0.2	\$ 0.2	\$ 0.2	\$ 0.2	\$ 0.2

Beneficiaries: As many as 2,750 nonprofit nonpublic schools may benefit from these tax expenditures.

SECOND CLASS COUNTY PORT AUTHORITIES

Description: Purchases of fuel by second class county port authorities are exempt from the tax.

Purpose: This exemption is an indirect means of assistance to local governments and may reduce the taxes levied by these entities.

(Dollar Amounts in Millions)

<i>Estimates:</i>	2022-23	2023-24	2024-25	2025-26	2026-27	2027-28	2028-29
	N/A	N/A	N/A	N/A	N/A	N/A	N/A

Beneficiaries: One second class county port authority benefits from this tax expenditure.

Motor License Fund Tax Expenditures

ELECTRIC COOPERATIVES

Description: Fuel purchases for vehicles operated by electric cooperatives are exempt from the tax.

Purpose: These cooperatives are nonprofit corporations organized to engage in rural electrification and are perceived to provide a public benefit. This exemption permits this service to be rendered at a reduced cost.

(Dollar Amounts in Millions)

Estimates:	2022-23	2023-24	2024-25	2025-26	2026-27	2027-28	2028-29
	\$ 0.3	\$ 0.3	\$ 0.3	\$ 0.3	\$ 0.3	\$ 0.3	\$ 0.3

Beneficiaries: There are 13 electric cooperatives in the Commonwealth that benefit from these tax expenditures.

AGRICULTURAL USE

Description: A full refund of tax paid is granted for fuel consumed in agricultural use relating to the actual production of farm products. Fuel used in farm machinery or equipment engaged in the production or harvesting of agricultural products is exempt from taxation under these provisions.

Purpose: This exemption allows farmers to provide agricultural products at a reduced cost.

(Dollar Amounts in Millions)

Estimates:	2022-23	2023-24	2024-25	2025-26	2026-27	2027-28	2028-29
	\$ 4.7	\$ 4.8	\$ 4.5	\$ 4.5	\$ 4.4	\$ 4.3	\$ 4.2

Beneficiaries: Individuals operating approximately 53,000 farms benefit from these tax expenditures.

TRUCK REFRIGERATION UNITS

Description: A full refund of tax paid is granted for undyed diesel fuel used in truck refrigeration units when the tank that fuels the refrigeration unit is used solely for that purpose and is separate from that which powers the vehicle.

Purpose: This provision allows a refund for fuel consumed in an off-road manner when such use can be clearly documented.

(Dollar Amounts in Millions)

Estimates:	2022-23	2023-24	2024-25	2025-26	2026-27	2027-28	2028-29
	\$ 5.7	\$ 5.8	\$ 5.5	\$ 5.5	\$ 5.5	\$ 5.5	\$ 5.4

Beneficiaries: Approximately 220 entities benefit from these tax expenditures.

POWER TAKE-OFF

Description: A full refund of tax paid is granted for undyed fuel consumed in a power take-off unit used to load or unload farm feed, feed products, lime, or limestone products for agricultural use at a farm. Tax paid will be refunded provided that the fuel usage is documented by an electronic monitoring device used in conjunction with an electronically controlled engine.

Purpose: This provision allows a refund for fuel consumed in an off-road manner when such use can be clearly documented.

(Dollar Amounts in Millions)

Estimates:	2022-23	2023-24	2024-25	2025-26	2026-27	2027-28	2028-29
	\$ 0.2	\$ 0.1	\$ 0.1	\$ 0.1	\$ 0.1	\$ 0.1	\$ 0.1

Beneficiaries: Approximately 14 taxpayers benefit from these tax expenditures.

Motor License Fund Tax Expenditures

DISCOUNT

Description: A distributor is permitted a variable percentage discount based on the gross tax due on the oil company franchise tax mills added by Act 89 of 2013. Returns and payments are generally due on or before the 20th day of each month for the preceding month's sales.

Purpose: This discount is intended to defray the cost of preparing and remitting the tax reports and payments.

(Dollar Amounts in Millions)

Estimates:	2022-23	2023-24	2024-25	2025-26	2026-27	2027-28	2028-29
	\$ 5.3	\$ 5.4	\$ 5.1	\$ 5.0	\$ 4.9	\$ 4.8	\$ 4.7

Beneficiaries: Approximately 810 distributors benefit from these tax expenditures.

FOREIGN DIPLOMATS

Description: Fuel purchased by foreign diplomats whose countries have entered into a treaty with the United States is exempt from payment of the tax.

Purpose: The Commonwealth grants this exemption administratively at the request of the federal government.

(Dollar Amounts in Millions)

Estimates:	2022-23	2023-24	2024-25	2025-26	2026-27	2027-28	2028-29
	N/A	N/A	N/A	N/A	N/A	N/A	N/A

Beneficiaries: The number of foreign diplomats benefiting from these tax expenditures is unknown but presumed to be nominal.

BUSES

Description: A bus company is entitled to a refund equal to 55 mills of the oil company franchise tax imposed on fuels consumed by motorbuses within this Commonwealth.

Purpose: Act 3 of 1997 repealed the 6 cent surtax imposed on all motor carriers and replaced it with a 55 mill increase in the oil company franchise tax imposed on fuels. Since buses were historically exempt from the surtax, they have been granted a refund for the 55 mill surtax replacement effective January 1, 1999.

(Dollar Amounts in Millions)

Estimates:	2022-23	2023-24	2024-25	2025-26	2026-27	2027-28	2028-29
	\$ 0.4	\$ 0.4	\$ 0.3	\$ 0.3	\$ 0.3	\$ 0.3	\$ 0.3

Beneficiaries: Approximately 40 bus companies benefit from this tax expenditure.

Motor License Fund Tax Expenditures

Motor Carrier Road Tax / IFTA

POLITICAL SUBDIVISIONS

Description: Vehicles operated by political subdivisions are exempt from the requirements of the motor carriers road tax.

Purpose: This exemption is an indirect means of assistance to local governments and may reduce the taxes levied by these entities.

(Dollar Amounts in Millions)

Estimates:	2022-23	2023-24	2024-25	2025-26	2026-27	2027-28	2028-29
	\$ 40.1	\$ 39.8	\$ 37.6	\$ 37.4	\$ 37.3	\$ 37.1	\$ 36.9

Beneficiaries: Approximately 3,130 governmental units benefit from this tax expenditure.

FARM VEHICLES

Description: Qualified motor vehicles bearing a Pennsylvania farm truck registration operating under restricted use, and farm vehicles exempt from registration, are exempt from the motor carriers road tax.

Purpose: This exemption allows farmers to provide agricultural products at a reduced cost.

(Dollar Amounts in Millions)

Estimates:	2022-23	2023-24	2024-25	2025-26	2026-27	2027-28	2028-29
	\$ 10.3	\$ 10.2	\$ 9.6	\$ 9.6	\$ 9.6	\$ 9.5	\$ 9.5

Beneficiaries: Individuals operating approximately 53,000 farms benefit from this tax expenditure.

EMERGENCY VEHICLES

Description: Fire, rescue, ambulance, and select other emergency vehicles are exempt from the motor carriers road tax.

Purpose: Emergency organizations provide public services that are perceived to benefit Pennsylvanians. This exemption permits these services to be rendered at a reduced cost.

(Dollar Amounts in Millions)

Estimates:	2022-23	2023-24	2024-25	2025-26	2026-27	2027-28	2028-29
	\$ 17.6	\$ 17.4	\$ 16.4	\$ 16.4	\$ 16.3	\$ 16.2	\$ 16.2

Beneficiaries: Approximately 1,800 fire departments and an unknown number of other organizations benefit from this tax expenditure.

SPECIAL MOBILE EQUIPMENT

Description: Vehicles not designed or used primarily for the transportation of persons or property and that only incidentally operate or move over a highway, such as ditch digging apparatus, well-boring apparatus, earth moving and road construction machinery, are exempt from the motor carriers road tax.

Purpose: Exemption is granted to these vehicles because of their specialized off-highway use.

(Dollar Amounts in Millions)

Estimates:	2022-23	2023-24	2024-25	2025-26	2026-27	2027-28	2028-29
	Nominal	Nominal	Nominal	Nominal	Nominal	Nominal	Nominal

Beneficiaries: The owners of approximately 1,950 special mobile equipment vehicles benefit from this tax expenditure.

Motor License Fund Tax Expenditures

IMPLEMENTS OF HUSBANDRY

Description: A vehicle designed or adapted to be used exclusively for agricultural operations is exempt from the motor carriers road tax.

Purpose: This exemption allows the farmer to provide agricultural products at a reduced price.

(Dollar Amounts in Millions)

Estimates:	2022-23	2023-24	2024-25	2025-26	2026-27	2027-28	2028-29
	Nominal	Nominal	Nominal	Nominal	Nominal	Nominal	Nominal

Beneficiaries: The owners of approximately 160 implements of husbandry vehicles benefit from this tax expenditure.

CHARITABLE AND RELIGIOUS ORGANIZATIONS

Description: Vehicles operated by charitable and religious organizations are exempt from the motor carriers road tax.

Purpose: These organizations provide services which are perceived to benefit the general public. This exemption permits these services to be rendered at reduced cost.

(Dollar Amounts in Millions)

Estimates:	2022-23	2023-24	2024-25	2025-26	2026-27	2027-28	2028-29
	\$ 2.2	\$ 2.2	\$ 2.1	\$ 2.1	\$ 2.1	\$ 2.1	\$ 2.1

Beneficiaries: Approximately 24,200 charitable and religious organizations may benefit from this tax expenditure.

CHURCHES

Description: A motorbus owned by and registered to a church, exempt under section 1901 of Title 75, is exempt from the motor carriers road tax.

Purpose: These organizations provide services which are perceived to benefit the general public. This exemption permits these services to be rendered at reduced cost.

(Dollar Amounts in Millions)

Estimates:	2022-23	2023-24	2024-25	2025-26	2026-27	2027-28	2028-29
	N/A	N/A	N/A	N/A	N/A	N/A	N/A

Beneficiaries: As many as 14,000 churches may benefit from this tax expenditure.

ELECTRIC COOPERATIVES

Description: Qualified motor vehicles operated by electric cooperatives are exempt from the motor carriers road tax.

Purpose: These cooperatives are nonprofit corporations organized to engage in rural electrification and are perceived to provide a public benefit. This exemption permits this service to be rendered at a reduced cost to the rate payers.

(Dollar Amounts in Millions)

Estimates:	2022-23	2023-24	2024-25	2025-26	2026-27	2027-28	2028-29
	N/A	N/A	N/A	N/A	N/A	N/A	N/A

Beneficiaries: The 13 electric cooperatives in the Commonwealth benefit from this tax expenditure.

Motor License Fund Tax Expenditures

VEHICLES NEEDING EMERGENCY REPAIRS

Description: A qualified motor vehicle needing emergency repairs, which was granted authorization from the Pennsylvania State Police to enter this Commonwealth, is exempt from the motor carriers road tax.

Purpose: This exemption was granted due to the temporary emergency nature of the vehicle entering Pennsylvania for needed repairs.

(Dollar Amounts in Millions)

<i>Estimates:</i>	2022-23	2023-24	2024-25	2025-26	2026-27	2027-28	2028-29
	N/A	N/A	N/A	N/A	N/A	N/A	N/A

Beneficiaries: The number of individuals benefiting from this tax expenditure is unknown.

VEHICLES SECURING REPAIRS OR RECONDITIONING

Description: Exemption from the motor carriers road tax is provided for unladen or towed motor vehicles or unladen trailers entering Pennsylvania solely for the purpose of securing repairs or reconditioning.

Purpose: This exemption was granted so as to not discourage vehicle owners from obtaining repairs or reconditioning of a vehicle from a Pennsylvania business.

(Dollar Amounts in Millions)

<i>Estimates:</i>	2022-23	2023-24	2024-25	2025-26	2026-27	2027-28	2028-29
	N/A	N/A	N/A	N/A	N/A	N/A	N/A

Beneficiaries: The number of taxpayers benefiting from this tax expenditure is unknown.

SCHOOL BUSES

Description: Buses designed to carry 11 or more passengers used for the transportation of preprimary, primary, or secondary school students to or from public, private, or parochial schools, or school-related activities or events are exempt from the motor carriers road tax.

Purpose: Since state government subsidizes transporting school children, this exemption decreases state educational subsidy costs.

(Dollar Amounts in Millions)

<i>Estimates:</i>	2022-23	2023-24	2024-25	2025-26	2026-27	2027-28	2028-29
	\$ 13.8	\$ 13.7	\$ 13.0	\$ 12.9	\$ 12.9	\$ 12.8	\$ 12.7

Beneficiaries: Approximately 6,130 schools benefit from this tax expenditure.

RECREATIONAL VEHICLES

Description: Qualified motor vehicles, such as motor homes, pickup trucks with attached campers, and buses when used exclusively for personal pleasure by individuals, are exempt from the motor carriers road tax.

Purpose: The motor carrier road tax/IFTA requirements are intended to apply to selected commercial vehicles. This provision exempts personal use only vehicles which would otherwise be subject to these taxing requirements.

(Dollar Amounts in Millions)

<i>Estimates:</i>	2022-23	2023-24	2024-25	2025-26	2026-27	2027-28	2028-29
	N/A	N/A	N/A	N/A	N/A	N/A	N/A

Beneficiaries: The number of taxpayers benefiting from this tax expenditure is unknown.

Motor License Fund Tax Expenditures

Motor Vehicle Code

VEHICLE REGISTRATIONS

Description: Specific entities that request the authority to operate a motor vehicle are granted a full or partial exemption from the registration fee. Not shown below are exempt categories with unknown numbers of vehicles which include, for example, mobile/modular homes and off-road construction vehicles.

Purpose: This exemption provides relief to the organizations or individuals cited below. Many of those cited are dependent upon charitable contributions or augmented incomes. This exemption is also an indirect means of assistance to local governments and may reduce the taxes levied by these entities.

(Dollar Amounts in Millions)

Estimates: **Disabled/Severely Disabled Veterans:**

	2022-23	2023-24	2024-25	2025-26	2026-27	2027-28	2028-29
\$	0.4	\$ 0.5	\$ 0.5	\$ 0.5	\$ 0.5	\$ 0.6	\$ 0.6

Beneficiaries: The owners of approximately 6,800 vehicles benefit from this tax expenditure.

Estimates: **Charitable Organizations:**

	2022-23	2023-24	2024-25	2025-26	2026-27	2027-28	2028-29
\$	1.4	\$ 1.6	\$ 1.6	\$ 1.7	\$ 1.7	\$ 1.8	\$ 1.9

Beneficiaries: The owners of approximately 15,500 vehicles benefit from this tax expenditure.

Estimates: **Former Prisoners of War:**

	2022-23	2023-24	2024-25	2025-26	2026-27	2027-28	2028-29
	Nominal	Nominal	Nominal	Nominal	Nominal	Nominal	Nominal

Beneficiaries: The owners of approximately 50 vehicles benefit from this tax expenditure.

Estimates: **Farm Trucks:**

	2022-23	2023-24	2024-25	2025-26	2026-27	2027-28	2028-29
\$	4.3	\$ 4.9	\$ 5.0	\$ 5.3	\$ 5.3	\$ 5.6	\$ 5.7

Beneficiaries: The owners of approximately 9,300 farm trucks benefit from this tax expenditure.

Estimates: **Commercial Implements of Husbandry:**

	2022-23	2023-24	2024-25	2025-26	2026-27	2027-28	2028-29
\$	0.1	\$ 0.2	\$ 0.2	\$ 0.2	\$ 0.2	\$ 0.2	\$ 0.2

Beneficiaries: The owners of approximately 180 commercial implements of husbandry vehicles benefit from this tax expenditure.

Estimates: **Emergency Vehicles:**

	2022-23	2023-24	2024-25	2025-26	2026-27	2027-28	2028-29
\$	8.6	\$ 9.9	\$ 10.0	\$ 10.6	\$ 10.7	\$ 11.4	\$ 11.5

Beneficiaries: Organizations owning approximately 14,700 vehicles benefit from this tax expenditure.

Motor License Fund Tax Expenditures

Estimates: **Political Subdivisions:**

	2022-23	2023-24	2024-25	2025-26	2026-27	2027-28	2028-29
	\$ 30.8	\$ 35.6	\$ 35.9	\$ 38.1	\$ 38.5	\$ 40.8	\$ 41.2

Beneficiaries: Approximately 3,130 governmental units benefit from this tax expenditure.

Estimates: **Older Pennsylvanians:**

	2022-23	2023-24	2024-25	2025-26	2026-27	2027-28	2028-29
	\$ 3.6	\$ 4.3	\$ 4.5	\$ 5.0	\$ 5.2	\$ 5.7	\$ 6.0

Beneficiaries: Older Pennsylvanians owning approximately 86,600 vehicles benefit from this tax expenditure.

CARNIVAL TRUCKS/TRUCK TRACTORS

Description: Owners who document with the Department of Transportation that the truck or tractor is used exclusively for the purpose of transporting circus or carnival personnel, equipment, or machinery are granted a reduced registration fee.

Purpose: The reduced registration fee provides partial relief for those vehicles being used only between April 1 and September 30.

(Dollar Amounts in Millions)

	2022-23	2023-24	2024-25	2025-26	2026-27	2027-28	2028-29
Estimates:	Nominal	Nominal	Nominal	Nominal	Nominal	Nominal	Nominal

Beneficiaries: The owners of approximately 30 carnival vehicles benefit from this tax expenditure.

BRIDGE PERMITS

Description: Bridges on state owned rights-of-way need periodic maintenance and construction work. Permits are issued, for a fee, by the state to perform such work. The Commonwealth administratively grants an exemption from the permit fee to political subdivisions who are performing work for the state.

Purpose: This exemption is an indirect means of assistance to local governments and may reduce the taxes levied by these entities.

(Dollar Amounts in Millions)

	2022-23	2023-24	2024-25	2025-26	2026-27	2027-28	2028-29
Estimates:	Nominal	Nominal	Nominal	Nominal	Nominal	Nominal	Nominal

Beneficiaries: As many as 3,130 political subdivisions may benefit from this tax expenditure.

Motor License Fund Tax Expenditures

HAULING PERMITS

Description: Permits, for which a fee is charged, are issued to firms that wish to haul loads that exceed the maximum size or weight specifications of certain highways and bridges. The Commonwealth administratively grants an exemption from the permit fee to political subdivisions.

Purpose: This exemption is an indirect means of assistance to local governments and may reduce the taxes levied by these entities.

(Dollar Amounts in Millions)

Estimates:	2022-23	2023-24	2024-25	2025-26	2026-27	2027-28	2028-29
	Nominal	Nominal	Nominal	Nominal	Nominal	Nominal	Nominal

Beneficiaries: As many as 3,130 political subdivisions may benefit from this tax expenditure.

POLICE ACCIDENT REPORTS

Description: Traffic accident reports are generated as a result of any accident where there is bodily injury or death or if one or more vehicles must be towed from the scene. A fee is charged to obtain a copy of the police accident report. The Commonwealth administratively grants an exemption for paying an accident report fee to political subdivisions.

Purpose: This exemption provides local prosecuting officials an aid in law enforcement.

(Dollar Amounts in Millions)

Estimates:	2022-23	2023-24	2024-25	2025-26	2026-27	2027-28	2028-29
	Nominal	Nominal	Nominal	Nominal	Nominal	Nominal	Nominal

Beneficiaries: As many as 3,130 political subdivisions may benefit from this tax expenditure.

Special Fund Tax Expenditures

Public Transportation Assistance Fund

Motor Vehicle Lease Tax and Motor Vehicle Rental Fee

COMMON CARRIERS

Description: Vehicles leased or rented by a public utility, engaged in business as a common carrier, to be used in rendering utility services, are exempt from taxation. Since the enactment of the Federal Aviation Act, effective January 1, 1995, Pennsylvania has recognized contract carriers as common carriers. Household goods carriers and private carriers remain taxable.

Purpose: Without this exemption, the tax would be built into the rate base of these types of public utility services and, ultimately, passed on to consumers. Therefore, this exemption reduces the overall cost of utility services that are considered to be basic necessities.

(Dollar Amounts in Millions)

Estimates:

Motor Vehicle Leases:

2022-23	2023-24	2024-25	2025-26	2026-27	2027-28	2028-29
N/A	N/A	N/A	N/A	N/A	N/A	N/A

Motor Vehicle Rentals:

2022-23	2023-24	2024-25	2025-26	2026-27	2027-28	2028-29
N/A	N/A	N/A	N/A	N/A	N/A	N/A

Beneficiaries: Approximately 7,500 common carriers could benefit from this tax expenditure.

SCHOOL BUSES

Description: The lease or rental of school buses is exempt from taxation. These buses must be used exclusively for the transportation of children for school purposes. The provision is extended to persons who have contracts with school districts to transport children. For the purposes of this analysis, the majority of these contracts are assumed to be leases.

Purpose: The costs of transporting school children are directly borne by school districts and indirectly by state government through subsidy programs. This exemption, while limiting state Public Transportation Assistance Fund revenues, decreases state educational subsidy costs.

(Dollar Amounts in Millions)

Estimates:

Motor Vehicle Leases:

2022-23	2023-24	2024-25	2025-26	2026-27	2027-28	2028-29
\$ 2.8	\$ 2.8	\$ 2.8	\$ 2.8	\$ 2.8	\$ 2.8	\$ 2.8

Motor Vehicle Rentals:

2022-23	2023-24	2024-25	2025-26	2026-27	2027-28	2028-29
\$ 0.1	\$ 0.1	\$ 0.1	\$ 0.1	\$ 0.1	\$ 0.1	\$ 0.1

Beneficiaries: Approximately 6,130 schools may benefit from this tax expenditure.

Special Fund Tax Expenditures

MOTOR CARRIERS (CLASS 4 AND ABOVE)

Description: Motor carriers in vehicle classes 4 and above are exempt from the motor vehicle lease tax.

Purpose: This exemption benefits those entities engaged in commercial leasing. Presumably, many of these vehicles are operated as common carriers that are normally treated as a utility service.

(Dollar Amounts in Millions)

Estimates:	Motor Vehicle Leases:						
	2022-23	2023-24	2024-25	2025-26	2026-27	2027-28	2028-29
	N/A	N/A	N/A	N/A	N/A	N/A	N/A

Beneficiaries: The owners of approximately 533,700 motor carrier vehicles (class 4 and above) could benefit from this tax expenditure.

EXEMPT ORGANIZATIONS

Description: The lease or rental of personal property to or for use by an exempt organization such as a charitable organization, volunteer fireman's organization, nonprofit educational institution, or religious organization is exempt from taxation. Transactions unrelated to the trade or business of such organizations are taxable.

Purpose: These organizations provide public and charitable services that are perceived to benefit the general public. This exemption permits these services to be rendered at reduced cost.

(Dollar Amounts in Millions)

Estimates:	Motor Vehicle Leases:						
	2022-23	2023-24	2024-25	2025-26	2026-27	2027-28	2028-29
	N/A	N/A	N/A	N/A	N/A	N/A	N/A
	Motor Vehicle Rentals:						
	2022-23	2023-24	2024-25	2025-26	2026-27	2027-28	2028-29
	N/A	N/A	N/A	N/A	N/A	N/A	N/A

Beneficiaries: Approximately 28,200 organizations may benefit from this tax expenditure.

EXEMPT GOVERNMENTAL UNITS

Description: The lease or rental of personal property to or for use by the federal government, the Commonwealth, or its instrumentalities or political subdivisions is exempt from taxation. Based on the criteria adopted to define tax expenditures, federal transactions are not included in this study. Commonwealth transactions are also excluded because revenues would offset expenditures with no net effect. The estimates, therefore, represent local government tax expenditures.

Purpose: This exemption is an indirect means of assistance to local governments and may reduce the taxes levied by these entities.

(Dollar Amounts in Millions)

Estimates:	Motor Vehicle Leases:						
	2022-23	2023-24	2024-25	2025-26	2026-27	2027-28	2028-29
	\$ 2.0	\$ 2.1	\$ 2.2	\$ 2.4	\$ 2.5	\$ 2.6	\$ 2.8
	Motor Vehicle Rentals:						
	2022-23	2023-24	2024-25	2025-26	2026-27	2027-28	2028-29
	\$ 0.5	\$ 0.5	\$ 0.5	\$ 0.6	\$ 0.6	\$ 0.6	\$ 0.6

Beneficiaries: Approximately 3,130 political subdivisions may benefit from this tax expenditure.

Special Fund Tax Expenditures

VENDOR DISCOUNT

Description: A licensed vendor is permitted a 1 percent discount as a credit against the gross amount of tax collected provided that a tax return, with full payment due the department, is filed or postmarked on or before the due date. Nearly all tax returns are due 20 days after the end of a collection period.

Purpose: This provision is intended to defray the vendor's cost of collecting and remitting the motor vehicle lease tax and motor vehicle rental fee.

(Dollar Amounts in Millions)

Estimates:

Motor Vehicle Leases:

2022-23	2023-24	2024-25	2025-26	2026-27	2027-28	2028-29
\$ 1.2	\$ 1.2	\$ 1.2	\$ 1.3	\$ 1.3	\$ 1.3	\$ 1.3

Motor Vehicle Rentals:

2022-23	2023-24	2024-25	2025-26	2026-27	2027-28	2028-29
\$ 1.2	\$ 1.2	\$ 1.2	\$ 1.3	\$ 1.3	\$ 1.3	\$ 1.3

Beneficiaries: Approximately 1,000 vendors may benefit from this tax expenditure.

Tire Fee

EXEMPT GOVERNMENTAL UNITS

Description: The sale of new tires to or for use by the federal government, the Commonwealth, or its instrumentalities or political subdivisions is exempt from taxation. Based on the criteria adopted to define tax expenditures, federal transactions are not included in this study. Commonwealth transactions are also excluded because revenues would offset expenditures with no net effect. The estimates, therefore, represent only local government tax expenditures.

Purpose: This exemption is an indirect means of assistance to local governments and may reduce the taxes levied by these entities.

(Dollar Amounts in Millions)

Estimates:

2022-23	2023-24	2024-25	2025-26	2026-27	2027-28	2028-29
Nominal	Nominal	Nominal	Nominal	Nominal	Nominal	Nominal

Beneficiaries: Approximately 3,130 political subdivisions may benefit from this tax expenditure.

VENDOR DISCOUNT

Description: A licensed vendor is permitted a 1 percent discount as a credit against the gross amount of tax collected provided that a tax return, with full payment due the department, is filed or postmarked on or before the due date. Nearly all tax returns are due 20 days after the end of a collection period.

Purpose: This provision is intended to defray the vendor's cost of collecting and remitting the tire fee.

(Dollar Amounts in Millions)

Estimates:

2022-23	2023-24	2024-25	2025-26	2026-27	2027-28	2028-29
\$ 0.1	\$ 0.1	\$ 0.1	\$ 0.1	\$ 0.1	\$ 0.1	\$ 0.1

Beneficiaries: Approximately 4,200 vendors may benefit from this tax expenditure.

State Racing Fund

The State Racing Fund contains no tax expenditures as defined by this tax expenditure analysis.

Unemployment Compensation Contribution Fund

Unemployment Compensation Insurance Tax

LIMITATION OF THE TAXABLE WAGE BASE

Description: The Commonwealth's unemployment compensation law provides for a limitation of the taxable wage base to the first \$10,000 of wages paid to each employee during a calendar year by an employer. This amount has increased annually from \$8,000 in calendar year 2012 to its current level, set in 2018. The federal government requires all state governments to tax at minimum the first \$7,000 of subject wages. The estimate represents the cost of this limitation as measured by the difference between contributions based on taxable wages and contributions based on total wages.

Purpose: The limitation on taxable wages limits growth in employer tax liabilities that would otherwise occur as wages rise.

(Dollar Amounts in Millions)

<i>Estimates:</i>	2022-23	2023-24	2024-25	2025-26	2026-27	2027-28	2028-29
	\$ 8,764.1	\$ 9,226.3	\$ 9,161.0	\$ 9,367.9	\$ 9,795.8	\$ 10,231.0	\$ 10,666.7

Beneficiaries: Pennsylvania's unemployment compensation tax system is intended to generate a sufficient amount of revenue to meet annual benefit payments. In general, under the current system, an employer with higher wage employees pays on a smaller percentage of total wages. If the taxable wage base were total wages paid to employees, the employer with the higher employee wages would have to pay a greater amount in taxes.

As of the first quarter of 2023, there were 305,278 contributory employers to the Unemployment Compensation Fund. The following is a breakdown of these employers according to major industry division¹:

Natural Resources and Mining	3,367	Education and Health Services	41,713
Construction	30,109	Financial Activities	22,176
Manufacturing	13,285	Leisure and Hospitality	28,010
Trade	44,912	Other Services	31,779
Information	7,837	Local Government	1,212
Transportation, Warehousing, Utilities	9,936	Professional and Business Services	70,937

¹ Based on NAICS industry classification. Data may not add to totals due to the unavailability of industry classification for some employers.

Special Fund Tax Expenditures

State Gaming Fund

Slot Machine Tax

PROMOTIONAL ITEM DEDUCTION

Description: The deduction of promotional items from gross terminal revenue includes the cost of personal property awarded to a player as a result of playing a slot machine. This deduction does not include travel expenses, food, refreshments, lodging, or services.

Purpose: This deduction removes from the tax base the value of prizes awarded as a result of slot machine play.

(Dollar Amounts in Millions)

<i>Estimates:</i>	2022-23	2023-24	2024-25	2025-26	2026-27	2027-28	2028-29
	\$ 8.1	\$ 8.1	\$ 8.3	\$ 8.3	\$ 8.3	\$ 8.3	\$ 8.3

Beneficiaries: All licensed gaming entities in Pennsylvania operating slots may benefit from this tax expenditure.



Commonwealth of Pennsylvania

Governor's Executive Budget

DEPARTMENT PRESENTATIONS

This section provides detailed expenditure information by agency, program and funding source. Each department presentation includes a Summary by Fund and Appropriation, Program Funding Summary, program subcategory information and Program Measures.

The Summary by Fund and Appropriation presentation is organized by fund, character of expenditures, state appropriation and the federal funds, augmentations and other funds that supplement the activities funded by each state appropriation. Three fiscal years are displayed. The Program Funding Summary presents general, special, federal and other funding organized by program subcategory. Each program subcategory includes a program objective, a narrative describing program activities and services, funding recommendations that identify increases or decreases over available year funding, and a list of state appropriations that support the activities within the program. Program Measures is the last section in the agency presentation and is a seven-year presentation of performance measures that identify program activities and outcomes and the impact the proposed budget is expected to have on those activities and outcomes.

Department Funding Summary

(Dollar Amounts in Thousands)

Motor

	General Fund	License Fund	Lottery Fund	Federal Funds	Augment- ations	Restricted	Other Funds
Governor's Office	\$ 11,634	\$ -	\$ -	\$ -	\$ -	\$ -	\$ -
Lieutenant Governor	1,648	-	-	-	-	-	-
Executive Offices	194,843	-	-	19,514	588,625	34,704	-
Commission on Crime and Delinquency	243,917	-	-	200,472	3,420	25,500	174,154
Attorney General	155,011	-	-	18,981	472	68,276	1,668
Auditor General	45,849	-	-	-	16,430	-	373,138
Treasury	1,296,177	80,164	-	-	7,440	72,092	17,419
Aging	-	-	523,699	114,658	843	-	2,905
Agriculture	271,474	33,908	-	108,440	3,408	22,737	159,852
Banking and Securities	-	-	-	-	-	9,900	31,343
Community and Economic Development	339,413	-	-	1,510,707	7,130	60,712	81,050
Conservation and Natural Resources	196,367	7,000	-	147,055	66,093	20,611	193,401
Corrections	3,224,234	-	-	15,931	5,188	360	103,173
Drug and Alcohol Programs	48,241	-	-	279,563	-	18,591	28,880
Education	19,104,059	-	-	4,586,922	7,815	7,856	911,890
Higher Education Assistance Agency	476,437	-	-	-	15,500	-	7,615
Emergency Management Agency	40,394	-	-	571,607	1,431	13,280	471,695
Environmental Protection	245,029	-	-	2,726,834	19,420	116,406	234,762
Ethics Commission	3,743	-	-	-	-	-	-
Fish and Boat Commission	-	-	-	-	-	-	95,766
Game Commission	-	-	-	-	-	-	307,200
Gaming Control Board	-	-	-	-	-	-	66,965
General Services	157,697	9,000	-	-	80,079	1,500	-
Health	259,194	-	-	658,723	5,891	105,184	133,457
Health Care Cost Containment Council	3,607	-	-	-	950	-	-
Historical and Museum Commission	27,817	-	-	9,739	1,056	80	19,526
Human Services	19,270,073	-	352,966	34,167,551	4,633,001	30,730	426,065
Infrastructure Investment Authority	-	-	-	-	-	-	2,336,288
Insurance	-	-	-	-	-	-	653,937
Health Insurance Exchange Authority	-	-	-	-	-	-	100,738
Labor and Industry	98,795	-	-	501,769	10,080	2,275	919,487
Liquor Control Board	-	-	-	-	-	-	2,789,202
Military and Veterans Affairs	231,558	-	-	328,714	27,504	101	5,565
Milk Board	-	-	-	-	-	-	2,840
Public School Employees' Retirement System	-	-	-	-	-	-	104,652
Public Utility Commission	-	-	-	6,061	-	88,386	230,581
Revenue	242,036	54,512	1,146,162	250	7,580	500	33,459
State	42,920	-	-	12,110	-	103,273	150
State Employees' Retirement System	-	-	-	-	-	-	57,816
State Police	1,208,118	250,000	-	60,230	113,060	23,000	82,321
Transportation	2,802	2,773,095	170,907	2,896,724	119,491	2,099,010	2,727,980
Judiciary	453,993	-	-	2,530	-	43,417	-
Legislature	374,279	-	-	-	-	-	-
Government Support Agencies	67,132	-	-	-	-	-	400
Commonwealth Totals	<u>\$ 48,338,491</u>	<u>\$ 3,207,679</u>	<u>\$ 2,193,734</u>	<u>\$ 48,945,085</u>	<u>\$ 5,741,907</u>	<u>\$ 2,968,481</u>	<u>\$ 13,887,340</u>



GOVERNOR'S OFFICE

The mission of the [Governor](#) is to lead and coordinate the work of state government while guiding agency programs in a direction that ensures compliance with existing law, addresses definable needs, and aligns with administration goals.

Programs and Goals

Executive Direction: To provide an effective administrative system through which the programs of the Commonwealth can be executed.

Summary by Fund and Appropriation

(Dollar Amounts in Thousands)

	2022-23 ACTUAL	2023-24 AVAILABLE	2024-25 BUDGET
GENERAL FUND:			
<i>General Government:</i>			
Governor's Office	\$ 6,899	\$ 10,664 ^a	\$ 11,634
(A)Office of Performance through Excellence.....	1,416	-	-
Subtotal - State Funds.....	\$ 6,899	\$ 10,664	\$ 11,634
Subtotal - Augmentations.....	1,416	-	-
Total - General Government.....	\$ 8,315	\$ 10,664	\$ 11,634
STATE FUNDS	\$ 6,899	\$ 10,664	\$ 11,634
AUGMENTATIONS.....	1,416	-	-
GENERAL FUND TOTAL.....	\$ 8,315	\$ 10,664	\$ 11,634

^a Includes recommended supplemental appropriation of \$2,525,000.

Program Funding Summary

(Dollar Amounts in Thousands)

	2022-23 Actual	2023-24 Available	2024-25 Budget	2025-26 Estimated	2026-27 Estimated	2027-28 Estimated	2028-29 Estimated
EXECUTIVE DIRECTION:							
GENERAL FUND.....	\$ 6,899	\$ 10,664	\$ 11,634	\$ 11,948	\$ 12,247	\$ 12,247	\$ 12,247
MOTOR LICENSE FUND....	-	-	-	-	-	-	-
LOTTERY FUND	-	-	-	-	-	-	-
FEDERAL FUNDS	-	-	-	-	-	-	-
AUGMENTATIONS.....	1,416	-	-	-	-	-	-
RESTRICTED.....	-	-	-	-	-	-	-
OTHER FUNDS	-	-	-	-	-	-	-
DEPARTMENT TOTAL.....	<u>\$ 8,315</u>	<u>\$ 10,664</u>	<u>\$ 11,634</u>	<u>\$ 11,948</u>	<u>\$ 12,247</u>	<u>\$ 12,247</u>	<u>\$ 12,247</u>

Program: Executive Direction

Goal: To provide an effective administrative system through which the programs of the Commonwealth can be executed.

The [Pennsylvania Constitution](#) vests the executive authority of the Commonwealth in the Governor. It is the duty of the Governor to ensure that the laws of the Commonwealth are faithfully executed. The Governor submits an annual budget to the General Assembly and performs all other functions required of this office as delegated in statute.

The Executive Direction program provides for the maintenance and oversight of the [Governor's Residence](#). The residence is used for state functions and is available as a domicile for the Governor and the first family. The expenses for official functions, as well as those essential to managing a household, are paid from the Governor's Office appropriation, while maintenance of the residence is primarily the responsibility of the Department of General Services. Equipment, supplies (except food), and housekeeping services are provided by the department.

Roles of the [Governor's Office](#) include:

- Executing Commonwealth law faithfully;
- Acting as Commander-in-Chief of military forces of the Commonwealth;
- Appointing agency heads and officers and filling vacancies;
- Signing or vetoing bills passed by the legislature;
- Convening special legislative sessions for specific purposes; and
- Making policy recommendations.

Governor Josh Shapiro and his Office are focused on getting things done – creating, directing, and advancing initiatives that benefit all Pennsylvanians, such as making government more responsive, accessible, and accountable; creating opportunities in our schools by supporting teachers, empowering parents, expanding higher education, and funding our public school system; investing in safer communities by supporting law enforcement and first responders, promoting anti-violence initiatives, and pursuing smart policy reforms; and creating economic opportunities all across the Commonwealth.

Program Recommendations:

This budget recommends the following changes: (Dollar Amounts in Thousands)

Governor's Office

\$ 970 —to continue current program.

Appropriations within this Program:

(Dollar Amounts in Thousands)

	2022-23	2023-24	2024-25	2025-26	2026-27	2027-28	2028-29
	Actual	Available	Budget	Estimated	Estimated	Estimated	Estimated
GENERAL FUND:							
Governor's Office	\$ 6,899	\$ 10,664	\$ 11,634	\$ 11,948	\$ 12,247	\$ 12,247	\$ 12,247



LIEUTENANT GOVERNOR

The mission of the [Lieutenant Governor](#) is to perform legislative and administrative functions as delegated by the [Pennsylvania Constitution](#) and the Governor.

The Lieutenant Governor serves as president of the [Senate](#) and chairperson of the [Board of Pardons](#). In case of the death, conviction on impeachment, failure to qualify, or resignation of the Governor, the Lieutenant Governor will become Governor for the remainder of the term. In case of the disability of the Governor, the powers, duties, and emoluments of the office will transfer to the Lieutenant Governor until the disability is removed.

Programs and Goals

Executive Direction: To provide an effective administrative system through which the programs of the Commonwealth can be executed.

Summary by Fund and Appropriation

(Dollar Amounts in Thousands)

2022-23	2023-24	2024-25
ACTUAL	AVAILABLE	BUDGET

GENERAL FUND:

General Government:

Lieutenant Governor's Office	\$	1,108	\$	1,597	\$	1,648
------------------------------------	----	-------	----	-------	----	-------

Program Funding Summary

(Dollar Amounts in Thousands)

	2022-23	2023-24	2024-25	2025-26	2026-27	2027-28	2028-29
	Actual	Available	Budget	Estimated	Estimated	Estimated	Estimated

EXECUTIVE DIRECTION:

GENERAL FUND.....	\$	1,108	\$	1,597	\$	1,648	\$	1,692	\$	1,734	\$	1,734	\$	1,734
MOTOR LICENSE FUND....		-		-		-		-		-		-		-
LOTTERY FUND		-		-		-		-		-		-		-
FEDERAL FUNDS		-		-		-		-		-		-		-
AUGMENTATIONS.....		-		-		-		-		-		-		-
RESTRICTED.....		-		-		-		-		-		-		-
OTHER FUNDS.....		-		-		-		-		-		-		-
DEPARTMENT TOTAL.....	\$	1,108	\$	1,597	\$	1,648	\$	1,692	\$	1,734	\$	1,734	\$	1,734

Program: Executive Direction

Goal: To provide an effective administrative system through which the programs of the Commonwealth can be executed.

The duties of the Office of Lieutenant Governor, as prescribed by the state constitution, include presiding over the Senate; assuming the Office of Governor for the remainder of the Governor’s term in the case of the death, conviction on impeachment, failure to qualify, or resignation of the Governor; and serving as chairperson of the Board of Pardons, which reviews applications for reprieve, commutation of sentences, and pardons. Through statute, the Lieutenant Governor also serves as chairperson of the Local Government Advisory Committee and is a member of the Pennsylvania Military Community Enhancement Commission and the Pennsylvania Emergency Management Council.

Program Recommendations:

This budget recommends the following changes: (Dollar Amounts in Thousands)

Lieutenant Governor’s Office
\$ 51 —to continue current program.

Appropriations within this Program:

Table with 8 columns: Year (2022-23 to 2028-29) and Category (GENERAL FUND: Lieutenant Governor's Office..). Values range from \$1,108 to \$1,734.



EXECUTIVE OFFICES

The mission of the Executive Offices is to assist the Governor in the administration of state government.

The [Office of Administration \(OA\)](#) performs central management duties and provides coordinated information technology strategies. The [Office of the Budget](#) performs central financial management duties, prepares the annual Governor's executive budget, and provides comptroller services for most Commonwealth agencies. The [Office of General Counsel \(OGC\)](#) provides legal counsel for state agencies. The [Office of State Inspector General \(OSIG\)](#) investigates suspected improper use of state resources and recovers funds disbursed as a result of welfare benefits fraud or overpayment. The [Pennsylvania Human Relations Commission \(PHRC\)](#) promotes equal opportunities in employment, housing, public accommodations, and education. The [Pennsylvania Council on the Arts \(PCA\)](#) promotes the development of the arts in Pennsylvania. The [Juvenile Court Judges' Commission \(JCJC\)](#) provides technical and financial assistance to county court juvenile probation programs.

Programs and Goals

Executive Direction: *To provide an effective administrative system through which the substantive programs of the Commonwealth can be executed.*

Legal Services: *To provide legal advice to the Governor and the cabinet, and to supervise, coordinate, and administer legal services for the Commonwealth.*

Prevention and Elimination of Discriminatory Practices: *To ensure equal opportunities and participation for all individuals regardless of race, religion, color, creed, handicap or disability, ancestry, national origin, familial status, age, or sex in all areas of employment, housing, credit, commercial property, public accommodations, and education.*

Development of Artists and Audiences: *To strengthen the cultural, educational, and economic vitality of Pennsylvania's communities through the arts.*

Reintegration of Juvenile Delinquents: *To reduce the recurrence of juvenile delinquency through replacement of criminal behavior with socially acceptable behavior.*

Summary by Fund and Appropriation

(Dollar Amounts in Thousands)

2022-23	2023-24	2024-25
ACTUAL	AVAILABLE	BUDGET

GENERAL FUND:

General Government:

Office of Administration	\$ 11,170	\$ 16,225	\$ 19,501
(F)IIJA-State Cybersecurity (EA).....	-	3,650	-
(F)Workforce Data Quality Initiative (EA).....	-	2,830	-
(F)OIT Public Safety NCHIP (EA).....	2,245	1,959	-
(A)IT Shared Services.....	291,625	324,666	348,762
(A)Integrated Enterprise System.....	39,829	39,829	40,864
(R)Agency Information Technology Projects (EA).....	28,418	30,000	30,000
(A)HR Shared Services.....	103,763	123,689	129,995
(A)Agency Services.....	1,174	1,076	1,097
Subtotal.....	<u>\$ 478,224</u>	<u>\$ 543,924</u>	<u>\$ 570,219</u>
Commonwealth Office of Digital Experience	\$ -	\$ -	\$ 34,052
Civil Service Commission:			
(R)Fees from Agencies (EA).....	4,580	4,916	4,469
(R)Special Merit System Services (EA).....	241	240	235
Subtotal.....	<u>\$ 4,821</u>	<u>\$ 5,156</u>	<u>\$ 4,704</u>
Office of State Inspector General	5,176	6,000	6,607
(A)Reimbursements for Special Fund Investigations.....	1,111	1,111	1,111
Subtotal.....	<u>\$ 6,287</u>	<u>\$ 7,111</u>	<u>\$ 7,718</u>
State Inspector General-Welfare Fraud	12,721	12,850	13,647
(F)SNAP-Program Accountability.....	7,000	7,000	7,000
(F)Medical Assistance-Program Accountability.....	5,500	5,500	5,500
(F)TANFBG-Program Accountability.....	1,500	1,500	2,500
(F)CCDFBG-Subsidized Day Care Fraud Investigation.....	905	905	1,000
Subtotal.....	<u>\$ 27,626</u>	<u>\$ 27,755</u>	<u>\$ 29,647</u>
Office of the Budget	25,128	28,535	26,149
(A)Comptroller Services.....	34,885	40,614	42,292
(A)Commonwealth Payroll Operations.....	6,862	7,053	7,230
(A)PLCB Comptroller's Office.....	6,333	6,353	6,605
(A)Comptroller Single Audit.....	3,350	3,383	3,398
(A)Bureau of Audits-Single Audit.....	819	819	849
(A)Redevelopment Assistance Administration.....	3,556	160	5,826
Subtotal.....	<u>\$ 80,933</u>	<u>\$ 86,917</u>	<u>\$ 92,349</u>
Enterprise Systems Lifecycle	-	-	38,000
Audit of the Auditor General	-	99	-
Transfer to School Environmental Repairs Program (EA)	-	75,000	-

Summary by Fund and Appropriation

(Dollar Amounts in Thousands)

	2022-23 ACTUAL	2023-24 AVAILABLE	2024-25 BUDGET
Office of General Counsel	6,007	7,531 ^a	9,241
(A)Reimbursements for Services.....	550	465	465
(A)Continuing Legal Education Registration Fees	126	126	126
Subtotal	<u>\$ 6,683</u>	<u>\$ 8,122</u>	<u>\$ 9,832</u>
Human Relations Commission	9,713	10,421	11,592
(F)EEOC-Special Project Grant	1,668	1,665	2,100
(F)HUD-Special Project Grant.....	500	-	-
(F)Children of Incarcerated Parents (EA).....	5	-	-
(A)Miscellaneous Revenues.....	4	5	5
Subtotal	<u>\$ 11,890</u>	<u>\$ 12,091</u>	<u>\$ 13,697</u>
Council on the Arts	892	993	1,070
(F)NEA-Grants to the Arts-Administration	1,595	1,414 ^b	1,414
Subtotal	<u>\$ 2,487</u>	<u>\$ 2,407</u>	<u>\$ 2,484</u>
Juvenile Court Judges' Commission	3,066	3,152	3,449
(F)PA JCMS Assessment Evaluation (EA).....	186	-	-
Subtotal	<u>\$ 3,252</u>	<u>\$ 3,152</u>	<u>\$ 3,449</u>
(F)COVID-SFR Transfer to UC Trust Fund.....	42,328	-	-
Subtotal - State Funds.....	<u>\$ 73,873</u>	<u>\$ 160,806</u>	<u>\$ 163,308</u>
Subtotal - Federal Funds.....	63,432	26,423	19,514
Subtotal - Augmentations.....	493,987	549,349	588,625
Subtotal - Restricted.....	<u>33,239</u>	<u>35,156</u>	<u>34,704</u>
Total - General Government.....	<u>\$ 664,531</u>	<u>\$ 771,734</u>	<u>\$ 806,151</u>
Grants and Subsidies:			
(F)COVID-SFR Pandemic Response	\$ 1,097	\$ -	\$ -
Law Enforcement Activities	8,000	4,000	3,000
Grants to the Arts	9,590	9,590	9,590
Juvenile Probation Services	18,945	18,945	18,945
Subtotal - State Funds.....	<u>\$ 36,535</u>	<u>\$ 32,535</u>	<u>\$ 31,535</u>
Subtotal - Federal Funds.....	1,097	-	-
Total - Grants and Subsidies	<u>\$ 37,632</u>	<u>\$ 32,535</u>	<u>\$ 31,535</u>
STATE FUNDS	\$ 110,408	\$ 193,341	\$ 194,843
FEDERAL FUNDS	64,529	26,423	19,514
AUGMENTATIONS	493,987	549,349	588,625
RESTRICTED	<u>33,239</u>	<u>35,156</u>	<u>34,704</u>
GENERAL FUND TOTAL	<u>\$ 702,163</u>	<u>\$ 804,269</u>	<u>\$ 837,686</u>

^a Includes recommended supplemental appropriation of \$720,000.

^b Includes recommended supplemental appropriation of \$69,000.

Program Funding Summary

(Dollar Amounts in Thousands)

	2022-23	2023-24	2024-25	2025-26	2026-27	2027-28	2028-29
	Actual	Available	Budget	Estimated	Estimated	Estimated	Estimated
EXECUTIVE DIRECTION:							
GENERAL FUND.....	\$ 62,195	\$ 142,709	\$ 140,956	\$ 128,348	\$ 112,480	\$ 98,283	\$ 94,483
MOTOR LICENSE FUND....	-	-	-	-	-	-	-
LOTTERY FUND	-	-	-	-	-	-	-
FEDERAL FUNDS	60,761	23,344	16,000	16,000	16,000	16,000	16,000
AUGMENTATIONS.....	493,307	548,753	588,029	582,363	582,363	582,363	582,363
RESTRICTED.....	33,239	35,156	34,704	34,824	34,939	34,939	34,939
OTHER FUNDS	-	-	-	-	-	-	-
SUBCATEGORY TOTAL	\$ 649,502	\$ 749,962	\$ 779,689	\$ 761,535	\$ 745,782	\$ 731,585	\$ 727,785
LEGAL SERVICES:							
GENERAL FUND.....	\$ 6,007	\$ 7,531	\$ 9,241	\$ 9,491	\$ 9,728	\$ 9,728	\$ 9,728
MOTOR LICENSE FUND....	-	-	-	-	-	-	-
LOTTERY FUND	-	-	-	-	-	-	-
FEDERAL FUNDS	-	-	-	-	-	-	-
AUGMENTATIONS.....	676	591	591	591	591	591	591
RESTRICTED.....	-	-	-	-	-	-	-
OTHER FUNDS	-	-	-	-	-	-	-
SUBCATEGORY TOTAL	\$ 6,683	\$ 8,122	\$ 9,832	\$ 10,082	\$ 10,319	\$ 10,319	\$ 10,319
PREVENTION AND ELIMINATION OF DISCRIMINATORY PRACTICES:							
GENERAL FUND.....	\$ 9,713	\$ 10,421	\$ 11,592	\$ 11,905	\$ 12,203	\$ 12,203	\$ 12,203
MOTOR LICENSE FUND....	-	-	-	-	-	-	-
LOTTERY FUND	-	-	-	-	-	-	-
FEDERAL FUNDS	2,173	1,665	2,100	2,100	2,100	2,100	2,100
AUGMENTATIONS.....	4	5	5	5	5	5	5
RESTRICTED.....	-	-	-	-	-	-	-
OTHER FUNDS	-	-	-	-	-	-	-
SUBCATEGORY TOTAL	\$ 11,890	\$ 12,091	\$ 13,697	\$ 14,010	\$ 14,308	\$ 14,308	\$ 14,308
DEVELOPMENT OF ARTISTS AND AUDIENCES:							
GENERAL FUND.....	\$ 10,482	\$ 10,583	\$ 10,660	\$ 10,689	\$ 10,716	\$ 10,716	\$ 10,716
MOTOR LICENSE FUND....	-	-	-	-	-	-	-
LOTTERY FUND	-	-	-	-	-	-	-
FEDERAL FUNDS	1,595	1,414	1,414	1,414	1,414	1,414	1,414
AUGMENTATIONS.....	-	-	-	-	-	-	-
RESTRICTED.....	-	-	-	-	-	-	-
OTHER FUNDS	-	-	-	-	-	-	-
SUBCATEGORY TOTAL	\$ 12,077	\$ 11,997	\$ 12,074	\$ 12,103	\$ 12,130	\$ 12,130	\$ 12,130

Program Funding Summary

(Dollar Amounts in Thousands)

	2022-23	2023-24	2024-25	2025-26	2026-27	2027-28	2028-29
	Actual	Available	Budget	Estimated	Estimated	Estimated	Estimated
JUVENILE REENTRY INTO COMMUNITIES:							
GENERAL FUND.....	\$ 22,011	\$ 22,097	\$ 22,394	\$ 22,487	\$ 22,576	\$ 22,576	\$ 22,576
MOTOR LICENSE FUND....	-	-	-	-	-	-	-
LOTTERY FUND	-	-	-	-	-	-	-
FEDERAL FUNDS	-	-	-	-	-	-	-
AUGMENTATIONS.....	-	-	-	-	-	-	-
RESTRICTED.....	-	-	-	-	-	-	-
OTHER FUNDS	-	-	-	-	-	-	-
SUBCATEGORY TOTAL	\$ 22,011	\$ 22,097	\$ 22,394	\$ 22,487	\$ 22,576	\$ 22,576	\$ 22,576
ALL PROGRAMS:							
GENERAL FUND.....	\$ 110,408	\$ 193,341	\$ 194,843	\$ 182,920	\$ 167,703	\$ 153,506	\$ 149,706
MOTOR LICENSE FUND....	-	-	-	-	-	-	-
LOTTERY FUND	-	-	-	-	-	-	-
FEDERAL FUNDS	64,529	26,423	19,514	19,514	19,514	19,514	19,514
AUGMENTATIONS.....	493,987	549,349	588,625	582,959	582,959	582,959	582,959
RESTRICTED.....	33,239	35,156	34,704	34,824	34,939	34,939	34,939
OTHER FUNDS	-	-	-	-	-	-	-
DEPARTMENT TOTAL	\$ 702,163	\$ 804,269	\$ 837,686	\$ 820,217	\$ 805,115	\$ 790,918	\$ 787,118

Program: Executive Direction

Goal: To provide an effective administrative system through which the substantive programs of the Commonwealth can be executed.

Administration

The [Office of Administration \(OA\)](#) provides administrative, talent, and technology services and oversight to support and improve operations of agencies under the Governor's jurisdiction. OA provides human resource (HR) and information technology (IT) services that support agencies under the Governor's jurisdiction through a shared services model, which reduces costs and streamlines operations. Independent agencies, boards, and commissions also utilize these services.

The [Office for Human Resource Management](#) provides policy direction and support for HR services through classification, pay, benefits, workers' compensation systems, negotiating and administering bargaining agreements, recruiting, training in management and supervisory skills, and administering equal employment opportunity programs for all agencies under the Governor's jurisdiction. HR Delivery Centers serve as shared service organizations for mission-aligned agencies.

The [Office of Continuity](#) and [Records Information Management](#) provides guidance for the continuance of essential government services during a disruption or emergency. It serves as a liaison to independent agencies, the legislature, and the judiciary. The office also provides comprehensive statements of policy and procedures on matters that affect agencies and employees of the executive branch.

The [Office for Information Technology](#) develops and administers statewide policies and standards governing the Commonwealth's IT resources and supporting enterprise shared services. The office also oversees telecommunications infrastructure and cyber security, builds and maintains enterprise and web-based applications, establishes policy and IT standards, provides project management, and promotes standardization of Commonwealth business processes. IT Delivery Centers serve as shared service organizations for mission-aligned agencies.

The [State Civil Service Commission](#) ensures compliance with the merit service employment provisions of [Act 71 of 2018](#). It conducts fair and impartial civil service appeal hearings, performs high quality merit service and veterans preference employment audits, and reviews requests to exempt jobs from the classified service.

Fraud Detection and Prevention

The [Office of State Inspector General \(OSIG\)](#), which was originally created by [Executive Order in 1987](#) and codified by [Act 29 of 2017](#), ensures integrity, accountability, and public confidence in Pennsylvania government by preventing, investigating, and eliminating fraud, waste, abuse, and misconduct in agencies under the Governor's jurisdiction. In addition, OSIG investigates and prosecutes welfare fraud and conducts collection activities for the public benefits programs administered by the Department of Human Services (DHS). Annual reports, statistics, and investigative case summaries can be found on OSIG's website.

Within OSIG, the [Bureau of Special Investigations \(BSI\)](#) investigates allegations of fraud, waste, abuse, and misconduct in agencies under the Governor's jurisdiction; including the mismanagement of state monies, employee misconduct, and contract fraud and irregularities. BSI receives its complaints from private citizens, state employees, and Commonwealth officials. BSI also conducts program reviews when problems are suspected in a work process or program. These program reviews can occur as a result of a related investigation or can be requested by an agency's executive-level management.

OSIG's [Bureau of Fraud Prevention and Prosecution \(BFPP\)](#) investigates and prosecutes [welfare fraud](#) and conducts collection activities for DHS. BFPP investigates the following DHS programs: Temporary Aid to Needy Families; General Assistance; Medical Assistance, including Long Term Care; Supplemental Nutrition Assistance Program (SNAP), including the trafficking of SNAP benefits; Subsidized Child Care; Medical Assistance Transportation Program; Low Income Home Energy Assistance Program; and Special Allowance programs.

OSIG works to review and improve policing practices within law enforcement agencies under the Governor's jurisdiction. In addition, the Pennsylvania State Law Enforcement Citizen Advisory Commission is comprised of Pennsylvanians focused on promoting transparency, fairness, and accountability among the Commonwealth's state law enforcement agencies by examining events and conducting reviews of policies, practices, and procedures.

Program: Executive Direction, continued

Commonwealth Budget and Accounting

The [Office of the Budget](#) assists the Governor in formulating fiscal policies and procedures and preparing the [Commonwealth budget](#) for delivery to the General Assembly. The office also establishes authorized complement levels for agencies under the Governor’s jurisdiction, prepares fiscal notes, and reviews regulations.

In addition, the [Office of Comptroller Operations \(OCO\)](#) within the Office of the Budget is a shared service organization that performs professional accounting and financial reporting services; including accounts payable, accounts receivable, payroll, and employee travel. OCO also implements quality assurance and process improvements, internal audits, service contract reviews, and other financial functions for agencies under the Governor’s jurisdiction and other independent agencies, boards, and commissions.

Program Recommendations:

This budget recommends the following changes: (Dollar Amounts in Thousands)

Office of Administration		Office of State Inspector General	
\$ 1,575	—to continue current program.	\$ 402	—to continue current program.
402	—to meet federal infrastructure matching requirements.	205	—Initiative—to provide legal support related to financial and internal government operations reviews.
562	—Initiative—to support pilot project uses of generative AI technologies within state government.	\$ 607	<i>Appropriation Increase</i>
370	—Initiative—for additional legal and contracting support concerning growing technology needs.		
367	—Initiative—to meet the Commonwealth’s state and federal accessibility requirements.	\$ 797	State Inspector General-Welfare Fraud
			—to continue current program.
\$ 3,276	<i>Appropriation Increase</i>	\$ (2,386)	Office of the Budget
			—to continue current program.
Commonwealth Office of Digital Experience		Enterprise Systems Lifecycle	
\$ 16,700	—Initiative—to build a modern platform to provide consistent and people-friendly customer service for end-users.	\$ 38,000	—Initiative—for required migration of the enterprise resource platform at the end of its supported lifecycle.
6,547	—Initiative—to create a centralized repository of agency data to support digital goals.		
6,500	—Initiative—to provide internal cross-agency services for scoping and building digital solutions.	\$ (99)	Audit of the Auditor General
2,808	—Initiative—to allow for alignment of business or individual profiles across various Commonwealth networks or applications.		—nonrecurring costs for triennial audit of the Department of the Auditor General.
1,497	—Initiative—to anonymize production data in non-production environments to limit access to personally identifiable information.	\$ (75,000)	Transfer to School Environmental Repairs Program (EA)
			—funding shifted to Department of Education per Act 34 of 2023.
\$ 34,052	<i>Appropriation Increase</i>	\$ (1,000)	Law Enforcement Activities
			—funding reduction.

Program: Executive Direction, continued

Appropriations within this Program:

	(Dollar Amounts in Thousands)						
	2022-23 Actual	2023-24 Available	2024-25 Budget	2025-26 Estimated	2026-27 Estimated	2027-28 Estimated	2028-29 Estimated
GENERAL FUND:							
Office of Administration	\$ 11,170	\$ 16,225	\$ 19,501	\$ 20,386	\$ 20,611	\$ 20,154	\$ 20,154
Commonwealth Office of Digital Experience	-	-	34,052	26,907	24,724	18,683	18,683
Office of State Inspector General	5,176	6,000	6,607	6,785	6,955	6,955	6,955
State Inspector General-Welfare Fraud	12,721	12,850	13,647	14,015	14,365	14,365	14,365
Office of the Budget	25,128	28,535	26,149	26,855	27,526	27,526	27,526
Enterprise Systems Lifecycle	-	-	38,000	30,400	15,200	7,600	3,800
Audit of the Auditor General	-	99	-	-	99	-	-
Transfer to School Environmental Repairs Program (EA)	-	75,000	-	-	-	-	-
Law Enforcement Activities ..	8,000	4,000	3,000	3,000	3,000	3,000	3,000
TOTAL GENERAL FUND.....	\$ 62,195	\$ 142,709	\$ 140,956	\$ 128,348	\$ 112,480	\$ 98,283	\$ 94,483

Program Measures:

	2018-19 Actual	2019-20 Actual	2020-21 Actual	2021-22 Actual	2022-23 Actual	2023-24 Estimated	2024-25 Estimated
Office of Administration:							
Maintain and improve the timeliness of filling positions in the Commonwealth's workforce.							
Average time to hire (days) ..	72	75	72	76	72	72	72
Maintain and expand the delivery of cost-effective, high-quality human resource services to employees and agencies through the centralized Human Resource Service Center.							
Transactions processed by the HR Service Center	92,262	90,899	83,182	98,162	98,000	98,000	117,000
Office of State Inspector General:							
Ensure all complaints of fraud, waste, abuse, and misconduct in executive agencies under the Governor's jurisdiction are promptly evaluated so that appropriate action can be taken.							
Average percentage of complaints to the Bureau of Special Investigation that are closed, or an investigation has been initiated within 10 days	74%	89%	89%	90%	90%	91%	92%
Maintain the integrity of public benefits programs through effective enforcement.							
Percentage of prosecution cases that resulted in a successful adjudication	97%	92%	93%	93%	94%	93%	94%
Amount of overpaid benefits collected by OSIG from individuals who were ineligible to receive public benefits (in thousands)	\$ 26,875	\$ 22,244	\$ 23,717	\$ 26,645	\$ 24,200	\$ 24,200	\$ 24,200

Program: Executive Direction, continued

Program Measures, continued:

	2018-19	2019-20	2020-21	2021-22	2022-23	2023-24	2024-25
	Actual	Actual	Actual	Actual	Actual	Estimated	Estimated

Prevent, detect, and deter fraud prior to an agency's authorization of an individual for program benefits.

Percentage of cases referred to OSIG by DHS where investigative findings have resulted in an ineligible individual not being authorized for public benefits, having their benefits reduced, or closed ..	45%	44%	37%	40%	41%	42%	43%
--	-----	-----	-----	-----	-----	-----	-----

Office of the Budget:

Improve the Commonwealth's accounting and financial reporting system.

Average cycle time for purchase order invoices (days).....	33.9	34.4	36.1	35.6	35.5	35.0	35.0
Average cycle time for non-purchase order invoices (days).....	34.7	32.3	34.5	36.9	37.3	35.0	35.0
Value of improper payments identified and recovered (in thousands).....	\$ 3,319	\$ 5,529	\$ 4,367	\$ 10,380	\$ 3,937	\$ 2,500	\$ 2,500

Program: Legal Services

Goal: To provide legal advice to the Governor and the cabinet, and to supervise, coordinate and administer legal services for the Commonwealth.

The [Office of General Counsel \(OGC\)](#) was created by [Act 164 of 1980](#). The general counsel serves as the chief legal advisor to the Governor and appoints deputies general counsel, chief counsel, and assistant counsel to assist in the performance and responsibilities of OGC. The office represents the Commonwealth, the Governor, cabinet members, and more than 30 agencies that conduct the business of the Commonwealth. The office also reviews and approves for form and legality all Commonwealth deeds, leases, contracts, rules, and regulations. The office provides advice to the Governor on pending legislative matters and reviews for constitutionality and legality all legislation presented to the Governor for approval.

OGC is responsible for initiating appropriate actions or defending the Commonwealth when the Office of Attorney General declines to initiate appropriate proceedings or delegates that responsibility to OGC. Upon request by the Governor, the office also has the authority to intervene in any action by or against an agency under the Governor’s jurisdiction.

In addition, the general counsel serves as a member of the [Board of Commissioners on Uniform State Laws](#), the [Pennsylvania Emergency Management Agency](#), the [Joint Committee on Documents](#), the [Board of Property](#), the [Local Government Records Committee](#), the [Medical Advisory Board](#), the [Board of Finance and Revenue](#), and the [Civil Disorder Commission](#).

Program Recommendations:

This budget recommends the following changes: (Dollar Amounts in Thousands)

Office of General Counsel	
\$ 1,165	—to continue current program.
<u>545</u>	—Initiative—to reduce reliance on external legal services.
\$ 1,710	<i>Appropriation Increase</i>

Appropriations within this Program:

	(Dollar Amounts in Thousands)						
	2022-23	2023-24	2024-25	2025-26	2026-27	2027-28	2028-29
	Actual	Available	Budget	Estimated	Estimated	Estimated	Estimated
GENERAL FUND:							
Office of General Counsel....	<u>\$ 6,007</u>	<u>\$ 7,531</u>	<u>\$ 9,241</u>	<u>\$ 9,491</u>	<u>\$ 9,728</u>	<u>\$ 9,728</u>	<u>\$ 9,728</u>

Program: Prevention and Elimination of Discriminatory Practices

Goal: To ensure equal opportunities and participation for all individuals regardless of race, religion, color, creed, handicap or disability, ancestry, national origin, familial status, age, or sex in all areas of employment, housing, credit, commercial property, public accommodations, and education.

The [Pennsylvania Human Relations Commission \(PHRC\)](#) is a law enforcement agency responsible for identifying, preventing, and eliminating illegal discriminatory practices as defined by Act 222 of 1955, commonly known as the [Pennsylvania Human Relations Act](#) and Act 187 of 1992, commonly known as the [Pennsylvania Fair Educational Opportunities Act](#). The commission uses two primary methods to secure compliance with these laws by [investigating complaints](#) of discrimination that might result in legal proceedings and providing [educational and technical assistance](#) to schools, police organizations, businesses, governmental bodies, as well as individuals to inform the public of their statutory protections, promote voluntary compliance with the laws, and prevent civil tensions. PHRC focuses on ensuring all students have equal access to education by eliminating the disparities that exist in schools that are based on race, color, national origin, or disability. The commission and its [local advisory councils](#) also offer outreach programs to provide information to community leaders and public officials regarding their civil rights, the importance of fair housing, the value of a diverse workforce, and preventing cyberbullying and hate crimes.

Program Recommendations:

This budget recommends the following changes: (Dollar Amounts in Thousands)

	Human Relations Commission	
\$ 571	—to continue current program.	
600	—Initiative—to protect the civil rights of Pennsylvanians against ideologies of hate.	
\$ 1,171	Appropriation Increase	

Appropriations within this Program:

	(Dollar Amounts in Thousands)						
	2022-23	2023-24	2024-25	2025-26	2026-27	2027-28	2028-29
	Actual	Available	Budget	Estimated	Estimated	Estimated	Estimated
GENERAL FUND:							
Human Relations Commission	<u>\$ 9,713</u>	<u>\$ 10,421</u>	<u>\$ 11,592</u>	<u>\$ 11,905</u>	<u>\$ 12,203</u>	<u>\$ 12,203</u>	<u>\$ 12,203</u>

Program Measures:

	2018-19	2019-20	2020-21	2021-22	2022-23	2023-24	2024-25
	Actual	Actual	Actual	Actual	Actual	Estimated	Estimated
Reduce case processing time to conclude investigations and resolve cases more quickly.							
Percentage of cases still under investigation and > two years old.....	26%	23%	13%	13%	14%	5%	5%
Percentage of cases closed within one year.....	36%	48%	60%	25%	34%	45%	50%
Average case age statewide (days).....	633	430	386	457	360	325	300
Increase public awareness of civil rights and equal opportunity laws through education outreach.							
Community meetings and outreach events	105	110	115	301	150	175	200

Program: Development of Artists and Audiences

Goal: To strengthen the cultural, educational, and economic vitality of Pennsylvania’s communities through the arts.

Established by the General Assembly in 1966, the [Pennsylvania Council on the Arts \(PCA\)](#) is charged with identifying how artistic and cultural resources can best serve the cultural needs and aspirations of Pennsylvanians. PCA works with communities to originate and create their own cultural and artistic progress.

PCA [addresses its mission](#) through [grants to the arts](#), partnerships, initiatives that leverage new opportunities, information and technical assistance, and through Commonwealth promotion both nationally and internationally.

PCA’s [Preserving Diverse Cultures Division \(PDC\)](#) is one of the most comprehensive programs serving diverse communities in the nation, supporting the creation, development, and stabilization of organizations, programs, and projects whose mission is deeply rooted in and reflective of the perspectives of Black, Indigenous, and People of Color (BIPOC).

The arts are part of a vibrant and livable Pennsylvania that is competitive for retaining youth, workforce, and attracting businesses. Pursuant to its new community-centric goals and to support [Pennsylvania’s creative sector](#), PCA adapted its [Creative Communities Initiative](#) to address community recovery and resilience; launched a [cross-sector partnership](#) with community development financial institutions to leverage affordable, flexible funding for small, creative businesses; and, fostered sector resilience through equitable distribution to provide liquidity and capacity for vulnerable arts organizations across the Commonwealth to enable them to stabilize and participate in community recovery.

Working with its regional Arts in Education Partners, PCA places teaching artists in schools and community settings. [Art Sparks](#), a collaboration with the Pennsylvania Turnpike Commission, places student-created works of public art in service plazas across the 550-mile roadway. PCA’s partnership with the Department of Military and Veterans Affairs, modeled on earlier work with the Department of Aging, developed [Creative Communities of Care](#) to bring creative programming to all six PA Veterans Homes to conduct arts activities tailored to residents with dementia.

Program Recommendations:

This budget recommends the following changes: (Dollar Amounts in Thousands)

Council on the Arts
 \$ 77 —to continue current program.

Appropriations within this Program:

(Dollar Amounts in Thousands)

	2022-23	2023-24	2024-25	2025-26	2026-27	2027-28	2028-29
	Actual	Available	Budget	Estimated	Estimated	Estimated	Estimated
GENERAL FUND:							
Council on the Arts.....	\$ 892	\$ 993	\$ 1,070	\$ 1,099	\$ 1,126	\$ 1,126	\$ 1,126
Grants to the Arts.....	9,590	9,590	9,590	9,590	9,590	9,590	9,590
TOTAL GENERAL FUND.....	\$ 10,482	\$ 10,583	\$ 10,660	\$ 10,689	\$ 10,716	\$ 10,716	\$ 10,716

Program Measures:

	2018-19	2019-20	2020-21	2021-22	2022-23	2023-24	2024-25
	Actual	Actual	Actual	Actual	Actual	Estimated	Estimated

Strengthen Pennsylvania communities through the arts.

Investment granted to rural and BIPOC communities (in thousands).....	\$ 771	\$ 934	\$ 1,762	\$ 1,788	\$ 1,767	\$ 2,091	\$ 2,091
---	--------	--------	----------	----------	----------	----------	----------

Program: Juvenile Reentry into Communities

Goal: To reduce the recurrence of juvenile crime by replacing criminal behavior with socially acceptable behavior.

The [Juvenile Court Judges' Commission \(JCJC\)](#) is responsible for advising juvenile court judges regarding the development and improvement of juvenile probation services throughout the Commonwealth. These services focus on the protection of the community, the imposition of accountability for offenses committed, and the development of competencies to enable children to become responsible and productive members of the community. The provision of statewide juvenile justice training, graduate education, research, statistical information, development and implementation of evidence-based practices, and a statewide quality assurance initiative have significantly improved the Commonwealth's juvenile justice system.

Since 1993, the JCJC has collected outcome measures on all cases closed within juvenile probation departments in the Commonwealth.

The JCJC coordinates the ongoing implementation of [Pennsylvania's Juvenile Justice System Enhancement Strategy](#), which is designed to enhance the capacity of Pennsylvania's juvenile justice system by employing evidence-based practices with fidelity at every stage of the juvenile justice process and collecting and analyzing the data necessary to measure the results of these efforts. Eligibility for all county Juvenile Probation Services grants is dependent on measurable evidence-based practices.

Program Recommendations:

This budget recommends the following changes: (Dollar Amounts in Thousands)

Juvenile Court Judges' Commission

\$ 297 —to continue current program.

Appropriations within this Program:

(Dollar Amounts in Thousands)

	2022-23	2023-24	2024-25	2025-26	2026-27	2027-28	2028-29
GENERAL FUND:	Actual	Available	Budget	Estimated	Estimated	Estimated	Estimated
Juvenile Court Judges' Commission.....	\$ 3,066	\$ 3,152	\$ 3,449	\$ 3,542	\$ 3,631	\$ 3,631	\$ 3,631
Juvenile Probation Services.	18,945	18,945	18,945	18,945	18,945	18,945	18,945
TOTAL GENERAL FUND.....	\$ 22,011	\$ 22,097	\$ 22,394	\$ 22,487	\$ 22,576	\$ 22,576	\$ 22,576

Program: Juvenile Reentry into Communities, continued

Program Measures:

	2018-19	2019-20	2020-21	2021-22	2022-23	2023-24	2024-25
	Actual	Actual	Actual	Actual	Actual	Estimated	Estimated
Assist those involved in the juvenile justice system to acquire the knowledge and skills they need to become productive, connected, and law-abiding members of their communities.							
Percentage of juveniles who successfully completed supervision without a new offense resulting in a Consent Decree, Adjudication of Delinquency, Accelerated Rehabilitation Disposition, Nolo Contendere, or finding of guilt in a criminal proceeding	85.4%	86.4%	88.0%	88.1%	88.9%	90.7%	91.3%
Percentage of juveniles without a judicial finding of technical violations of probation while under supervision.....	83.3%	84.4%	84.6%	86.2%	87.1%	87.9%	88.9%
Percentage of juveniles employed or engaged in an educational/vocational activity at case closing	87.3%	92.1%	91.6%	92.3%	93.8%	92.8%	95.0%
Percentage of juveniles who complete their assigned community service obligations.....	95.2%	97.3%	96.3%	95.7%	96.8%	96.5%	96.7%
Percentage of juveniles who successfully completed a victim awareness curriculum/program while under supervision.....	95.6%	97.7%	97.0%	96.7%	97.0%	97.3%	97.5%
Percentage of juveniles who made full restitution to their victim(s)	84.3%	89.2%	88.2%	88.3%	89.3%	86.0%	88.4%
Percentage of juveniles who paid Crime Victim's Compensation Fund costs in full.....	89.7%	91.6%	90.0%	89.1%	89.2%	88.8%	88.5%



COMMISSION ON CRIME AND DELINQUENCY

The mission of the [Pennsylvania Commission on Crime and Delinquency \(PCCD\)](#) is to enhance the quality, coordination, and planning within the criminal and juvenile justice systems, to facilitate the delivery of services to victims of crime, and to increase the safety of Pennsylvania's communities.

PCCD supports programs and practices that promote justice for all citizens and communities of Pennsylvania.

Programs and Goals

Criminal and Juvenile Justice Planning and Coordination: To provide leadership in system-wide coordination and in building collaboration among public servants and private citizens representing all aspects of the criminal and juvenile justice systems and victim services.

Commission on Crime and Delinquency

Summary by Fund and Appropriation

(Dollar Amounts in Thousands)

	2022-23 ACTUAL	2023-24 AVAILABLE	2024-25 BUDGET
--	-------------------	----------------------	-------------------

GENERAL FUND:

General Government:

Commission on Crime and Delinquency	\$ 16,927	\$ 23,583	\$ 26,008
(F)Justice Assistance Grants	11,500	11,500	11,500
(F)Justice Assistance Grants-Administration	1,000	1,000	1,000
(F)Forensic Science Program	1,500	1,500	1,500
(F)Prosecuting Cold Cases Using DNA.....	446	535	535
(F)Comprehensive Opioid Abuse Site-Based Program.....	5,000	5,000	5,000
(F)Residential Substance Abuse Treatment Program.....	2,000	2,000	2,000
(F)Body Worn Camera Policy and Implementation.....	2,000	1,500	1,500
(F)Adam Walsh Implementation Support.....	1,000	1,000	1,000
(F)Smart Probation	715	700	700
(F)Byrne Competitive Program.....	450	450	450
(F)Statistical Analysis Center	400	400	400
(F)Prosecutor and Defender Incentives.....	180	300	300
(F)Plan for Juvenile Justice.....	170	170	170
(F)VOCA Crime Victims Assistance	120,000	100,000	100,000
(F)VOCA Crime Victims Assistance-Administration.....	5,000	5,000	5,000
(F)Crime Victims Compensation Services	8,500	8,500	8,500
(F)State Opioid Response (EA).....	23,145	22,826	22,826
(F)SUPTRSBG-Substance Use Prevention (EA).....	295	405	405
(F)Children's Justice Act (EA)	450	525	524
(F)PA Youth Survey (EA).....	-	75	75
(F)COVID-ELC Confinement Grant (EA).....	9,625	-	-
(F)COVID-Substance Abuse Prevention and Treatment (EA)	582	-	-
(A)Interagency Granting Services	3,553	9,389	420
(R)Children's Advocacy Centers	2,357	2,500	2,500
(R)First Chance Trust Fund.....	-	445	1,289
(R)Crime Victim Services and Compensation Fund.....	14,394	18,557	9,500 ^a
(R)Constables Education and Training.....	1,106	2,000	1,700
(R)Sheriff and Deputy Sheriff Education and Training	2,952	5,050	5,101
(R)Firearms Education and Training Commission	354	410	410
Subtotal.....	\$ 235,601	\$ 225,320	\$ 210,313
Violence and Delinquency Prevention Programs.....	4,183	4,338	4,338
(F)Juvenile Justice and Delinquency Prevention	3,000	3,000	3,000
(F)State Delinquency Prevention Programs	200	-	-
(F)Violence Against Women-Administration	600	600	600
(A)Interagency Granting Services	2,668	6,775	3,000
Subtotal	\$ 10,651	\$ 14,713	\$ 10,938

Commission on Crime and Delinquency

Summary by Fund and Appropriation

(Dollar Amounts in Thousands)

	2022-23 ACTUAL	2023-24 AVAILABLE	2024-25 BUDGET
Office of Safe Schools Advocate	379	382	382
Subtotal - State Funds.....	\$ 21,489	\$ 28,303	\$ 30,728
Subtotal - Federal Funds.....	197,758	166,986	166,985
Subtotal - Augmentations.....	6,221	16,164	3,420
Subtotal - Restricted.....	21,163	28,962	20,500
Total - General Government.....	\$ 246,631	\$ 240,415	\$ 221,633
Grants and Subsidies:			
Violence Intervention and Prevention	\$ 30,000	\$ 40,000	\$ 100,000
(F)Criminal Identification Technology.....	10,500	10,500	10,500
(F)NICS Act Record Improvement Program.....	1,987	1,987	1,987
(F)Pennsylvania NCS-X Implementation.....	250	-	-
(F)Safer Communities.....	10,000	10,000	10,000
(F)Project Safe Neighborhoods.....	1,000	1,000	1,000
(F)STOP School Violence.....	600	500	500
(F)Targeted Violence and Terrorism Prevention.....	500	500	500
(F)Violence Against Women.....	7,000	7,000	7,000
(F)Assault Services Program.....	1,500	1,500	2,000
Subtotal.....	\$ 63,337	\$ 72,987	\$ 133,487
Gun Violence Investigation and Prosecution	-	-	37,500
Indigent Defense	-	7,500	10,000
Improvement of Adult Probation Services	16,222	16,222	20,222
Intermediate Punishment Treatment Programs	18,167	18,167	18,167
Transfer to Nonprofit Security Grant Fund	5,000	5,000	10,000
Transfer to School Safety and Security Fund-Targeted Grants	-	-	11,000
Transfer to Crime Victim Services and Compensation Fund	-	-	5,000
Victims of Juvenile Offenders	1,300	1,300	1,300
(R)Restorative Justice.....	-	-	5,000
Total - Grants and Subsidies.....	\$ 104,026	\$ 121,176	\$ 251,676
STATE FUNDS.....	\$ 92,178	\$ 116,492	\$ 243,917
FEDERAL FUNDS.....	231,095	199,973	200,472
AUGMENTATIONS.....	6,221	16,164	3,420
RESTRICTED.....	21,163	28,962	25,500
GENERAL FUND TOTAL	\$ 350,657	\$ 361,591	\$ 473,309

Commission on Crime and Delinquency

Summary by Fund and Appropriation

(Dollar Amounts in Thousands)

	2022-23 ACTUAL	2023-24 AVAILABLE	2024-25 BUDGET
OTHER FUNDS:			
JUSTICE REINVESTMENT FUND:			
(R)Victim Services (EA)	\$ 345	\$ 595	\$ 250
(R)County Probation Grants (EA).....	570	1,863	5,098
JUSTICE REINVESTMENT FUND TOTAL	\$ 915	\$ 2,458	\$ 5,348
MEDICAL MARIJUANA PROGRAM FUND:			
Local Police Enforcement (EA)	\$ 3,221	\$ 7,499 ^c	\$ 3,102
MONETARY PENALTY ENDOWMENTS TRUST FUND:			
(R)NCAA-Penn State Settlement (EA)	\$ 4,800	\$ 4,800	\$ 4,800
SUBSTANCE ABUSE EDUCATION AND DEMAND REDUCTION FUND:			
Substance Abuse Education and Demand Reduction Programs (EA)	\$ 5,500	\$ 4,560	\$ 4,560
Substance Abuse Education and Demand Reduction-Admin (EA).....	300	240	240
SUBSTANCE ABUSE EDUCATION AND DEMAND REDUCTION FUND TOTAL..	\$ 5,800	\$ 4,800	\$ 4,800
SCHOOL SAFETY AND SECURITY FUND:			
School Safety and Security (EA)	\$ 3,510	\$ 50,000	\$ 66,104
School Mental Health Grants (EA)	95,000	-	90,000
School Safety Security Grants (EA)	95,000	-	-
School Safety Coordinator Training (EA).....	5,000	-	-
Targeted School Safety Grants (EA)	-	20,700	- ^d
(F)COVID-SFR School Mental Health Grants.....	-	90,000	-
SCHOOL SAFETY AND SECURITY FUND TOTAL	\$ 198,510	\$ 160,700	\$ 156,104
DEPARTMENT TOTAL - ALL FUNDS			
GENERAL FUND	\$ 92,178	\$ 116,492	\$ 243,917
MOTOR LICENSE FUND.....	-	-	-
LOTTERY FUND.....	-	-	-
FEDERAL FUNDS	231,095	199,973	200,472
AUGMENTATIONS	6,221	16,164	3,420
RESTRICTED	21,163	28,962	25,500
OTHER FUNDS	213,246	180,257	174,154
TOTAL ALL FUNDS	\$ 563,903	\$ 541,848	\$ 647,463

^a General Fund transfer to Crime Victim Services and Compensation Fund not added to avoid double counting. (R)Crime Victim Services and Compensation Fund for 2024-25 Budget is \$14,500,000.

^b Per Act 33 of 2023, transferred from Department of Education.

^c Includes recommended supplemental executive authorization of \$282,000.

^d Not added to avoid double counting: 2024-25 Budget is \$11,000,000.

Commission on Crime and Delinquency

Program Funding Summary

(Dollar Amounts in Thousands)

	2022-23	2023-24	2024-25	2025-26	2026-27	2027-28	2028-29
	Actual	Available	Budget	Estimated	Estimated	Estimated	Estimated
CRIMINAL AND JUVENILE JUSTICE PLANNING AND COORDINATION:							
GENERAL FUND.....	\$ 92,178	\$ 116,492	\$ 243,917	\$ 244,629	\$ 256,661	\$ 257,735	\$ 258,845
MOTOR LICENSE FUND....	-	-	-	-	-	-	-
LOTTERY FUND	-	-	-	-	-	-	-
FEDERAL FUNDS	231,095	199,973	200,472	197,152	196,852	196,852	196,852
AUGMENTATIONS.....	6,221	16,164	3,420	3,300	3,300	3,300	3,300
RESTRICTED.....	21,163	28,962	25,500	27,291	27,204	26,839	26,839
OTHER FUNDS	213,246	180,257	174,154	162,657	152,119	152,017	150,279
DEPARTMENT TOTAL.....	<u>\$ 563,903</u>	<u>\$ 541,848</u>	<u>\$ 647,463</u>	<u>\$ 635,029</u>	<u>\$ 636,136</u>	<u>\$ 636,743</u>	<u>\$ 636,115</u>

Program: Criminal and Juvenile Justice Planning and Coordination

Goal: To provide leadership in system-wide coordination and in building collaboration among public servants and private citizens representing all aspects of the criminal and juvenile justice systems and victim services.

Established in 1978, the [Pennsylvania Commission on Crime and Delinquency \(PCCD\)](#) is the justice planning and policymaking agency for the Commonwealth. The members of the commission are justice system professionals who are assisted by advisory committees, task forces, planning groups, and PCCD staff.

Criminal Justice

The commission is tasked with coordinating the functions of the criminal justice system to run more efficiently and effectively. To that end, PCCD provides planning assistance, promotes digital technology, funds innovative projects, supports the development and implementation of best practices, coordinates information sharing, and facilitates collaboration among key criminal justice stakeholders throughout the Commonwealth.

The commission compiles [crime, corrections, and sentencing data](#); develops unified population projections for sentencing, corrections, and probation and parole; provides objective, independent, and comprehensive policy analysis; and responds to special justice research and data requests from federal, state, and local agencies, as well as from the general public.

PCCD works with local leadership to improve county justice and local law enforcement systems. The commission has been responsible for institutionalizing [County Criminal Justice Advisory Boards](#), which consist of top-level county officials who address criminal justice issues from a systemic and policy perspective, studying best practices in the administration and delivery of criminal justice, engaging in strategic planning, making recommendations, and establishing consensus among the members to improve the effectiveness and efficiency of the county's criminal justice system.

[Act 114 of 2019](#) established the [County Adult Probation and Parole Advisory Committee](#) within PCCD. Among other duties, the committee develops a funding plan that includes the Improvement of Adult Probation Services program. The plan includes disbursements generated through the implementation of the second phase of the [Justice Reinvestment Initiative](#). The [County Intermediate Punishment](#) program will continue to make resources available to support county probation services. Additionally, [Act 115 of 2019](#) transitioned the responsibility and funding of the [Firearm Education and Training Commission](#) to the commission.

[Executive Order 2019-06](#) requires state agencies to work together to identify and implement evidence-based initiatives to help address the public health and public safety crisis of gun violence in Pennsylvania. PCCD supported the [Governor's Special Council on Gun Violence](#) and is administering grant funding to support community-led efforts to mitigate issues of gun violence.

The commission oversees several justice-training programs, including the legislatively mandated basic and continuing education training of sheriffs, deputy sheriffs, constables, and deputy constables.

Juvenile Justice

Since 1978, PCCD has served as the Commonwealth's designated state planning agency for juvenile justice and delinquency prevention. The [Juvenile Justice and Delinquency Prevention Committee \(JJJPC\)](#) is comprised of representatives from the Juvenile Court Judges' Commission, juvenile court judges, law enforcement, chief juvenile probation officers, nonprofit prevention and treatment service providers, special education specialists, youth, and other related stakeholders. JJJPC is tasked by law to develop a [comprehensive plan](#) relating to juvenile justice and delinquency prevention for the Commonwealth.

The commission administers the Violence and Delinquency Prevention Program, which provides resources and technical assistance to communities who have implemented evidence-based violence and delinquency prevention programs that address risk and protective factors identified through sources such as the [Pennsylvania Youth Survey](#).

Victims' Services and Child Advocacy

PCCD's Victims' Services has three components: [Victims' Compensation Assistance Program \(VCAP\)](#), [Victims' Services Program \(VSP\)](#), and the [Children's Advocacy Center \(CAC\)](#) initiative.

Commission on Crime and Delinquency

Program: Criminal and Juvenile Justice Planning and Coordination, continued

VCAP responds to financial losses incurred by victims of crime through the Crime Victim Services and Compensation Fund. This fund is supported primarily by costs assessed against certain convicted offenders, as well as restitution, donations, reimbursements from victims who are awarded civil settlements, and federal Victims of Crime Act funds.

VSP administers a variety of state and federal funds designed to assist victims of crime. These funds support services such as courtroom accompaniment, victim rights notification, assistance with victim impact statements, crisis intervention, shelter, counseling, emergency services, and long-term services designed to return a victim to their pre-victimization status.

Finally, the commission administers a program to increase the availability of localized CAC services. CACs provide state-of-the-art treatment for the child victims of sexual and physical abuse. They coordinate medical care, treatment, and other social services for victims while gathering evidence, through age-appropriate forensic interviewing and other methods employed by multi-disciplinary investigative teams, to build an effective case against the alleged offender.

School Safety and Security

PCCD supports the [Office of Safe Schools Advocate](#) in the School District of Philadelphia, which provides victim advocacy for students and staff who are victims of school-based violence and crimes committed on school property. The office ensures the school district's compliance with all laws, regulations, and reporting requirements pertaining to school safety and discipline.

The commission's role in school safety and security expanded as a result of [Act 44 of 2018](#), which established the [School Safety and Security Grant](#) program and contained multiple provisions for school safety and security preparedness, including the creation of a School Safety and Security Committee. The committee provides financial resources to school entities and community organizations to improve school safety and reduce community violence as well as technical resources related to the development of trauma-informed education plans, safety assessment criteria and completion, threat assessment training, and best practices. Subsequent laws, including [Act 18 of 2019](#), [Act 67 of 2019](#), [Act 30 of 2020](#), [Act 55 of 2022](#), and [Act 33 of 2023](#) created additional responsibilities for the School Safety and Security Committee.

Program Recommendations:

This budget recommends the following changes: (Dollar Amounts in Thousands)

	Commission on Crime and Delinquency		Indigent Defense
\$ 725	—to continue current program.	\$ 2,500	—Initiative—to increase support for effective and constitutionally required indigent defense.
1,000	—Initiative—to establish the Office of Gun Violence Prevention.		
700	—Initiative—to administer the Targeted School Safety Grants for Nonpublic Schools and School Entities Program transferred by Act 33 of 2023.	\$ 4,000	Improvement of Adult Probation Services
			—Initiative—to increase the use of evidence-based practices to reduce county probation costs.
\$ 2,425	<i>Appropriation Increase</i>		Transfer to Nonprofit Security Grant Fund
	Violence Intervention and Prevention	\$ 5,000	—Initiative—to provide additional grant support to protect the safety of users of nonprofit organizations.
\$ 37,500	—Initiative—to provide additional support for community-led gun violence prevention efforts.		
11,500	—Initiative—for after-school programming.		Transfer to School Safety and Security Fund-Targeted Grants
11,000	—Initiative—for improvement projects in communities that experience high gun violence rates.	\$ 11,000	—Initiative—to implement the provisions of Act 33 of 2023 transferring the program to the commission.
\$ 60,000	<i>Appropriation Increase</i>		
	Gun Violence Investigation and Prosecution		Transfer to Crime Victim Services and Compensation Fund
\$ 37,500	—Initiative—to continue enhanced law enforcement response to gun violence.	\$ 5,000	—Initiative—to assure continued support for victims.

Commission on Crime and Delinquency

Program: Criminal and Juvenile Justice Planning and Coordination, continued

Appropriations within this Program:

	(Dollar Amounts in Thousands)						
	2022-23	2023-24	2024-25	2025-26	2026-27	2027-28	2028-29
	Actual	Available	Budget	Estimated	Estimated	Estimated	Estimated
GENERAL FUND:							
Commission on Crime and Delinquency	\$ 16,927	\$ 23,583	\$ 26,008	\$ 26,710	\$ 27,378	\$ 27,378	\$ 27,378
Violence and Delinquency Prevention Programs	4,183	4,338	4,338	4,338	4,338	4,338	4,338
Office of Safe Schools Advocate	379	382	382	392	402	402	402
Violence Intervention and Prevention.....	30,000	40,000	100,000	100,000	100,000	100,000	100,000
Gun Violence Investigation and Prosecution.....	-	-	37,500	37,500	37,500	37,500	37,500
Indigent Defense.....	-	7,500	10,000	10,000	10,000	10,000	10,000
Improvement of Adult Probation Services....	16,222	16,222	20,222	20,222	31,576	32,650	33,760
Intermediate Punishment Treatment Programs .	18,167	18,167	18,167	18,167	18,167	18,167	18,167
Transfer to Nonprofit Security Grant Fund..	5,000	5,000	10,000	10,000	10,000	10,000	10,000
Transfer to School Safety and Security Fund-Targeted Grants.....	-	-	11,000	11,000	11,000	11,000	11,000
Transfer to Crime Victim Services and Compensation Fund..	-	-	5,000	5,000	5,000	5,000	5,000
Victims of Juvenile Offenders	1,300	1,300	1,300	1,300	1,300	1,300	1,300
TOTAL GENERAL FUND.....	\$ 92,178	\$ 116,492	\$ 243,917	\$ 244,629	\$ 256,661	\$ 257,735	\$ 258,845

Commission on Crime and Delinquency

Program: Criminal and Juvenile Justice Planning and Coordination, continued

Program Measures:

	2018-19	2019-20	2020-21	2021-22	2022-23	2023-24	2024-25
	Actual	Actual	Actual	Actual	Actual	Estimated	Estimated
Promote the appropriate use and measure the effectiveness of promising approaches and dispositional alternatives.							
Number of individuals diverted from a county or state prison sentence as a result of their participation in the County Intermediate Punishment Program.....	4,399	3,646	3,633	4,378	4,793	4,800	4,900
Number of high-risk offenders under county supervision	N/A	N/A	N/A	8,789	20,540	22,000	23,000
Increase the utilization of evidence-based programs and practices to prevent delinquency and other problem behaviors.							
Percentage of youth participating in research-based programs with a demonstrated improvement related to the program's targeted behavioral outcome.....	53%	51%	62%	64%	60%	60%	60%
Enhance the quality and the availability of services for victims of crime.							
Number of victims served.....	438,157	375,688	339,178	320,395	357,122	360,000	370,000



ATTORNEY GENERAL

The mission of the [Pennsylvania Office of Attorney General \(OAG\)](#) is to enforce the laws and defend the interests of the Commonwealth and its diverse citizens.

The [Commonwealth Attorneys Act of 1980](#) establishes the [Attorney General](#) as the chief legal and law enforcement officer of the Commonwealth and defines the following fundamental duties and responsibilities of the Office of Attorney General:

- To prosecute organized crime and public corruption. This law enforcement program includes a criminal investigations unit and drug law enforcement program as well as direction of statewide and multi-county investigating grand juries and a Medicaid Fraud Control Section;
- To represent the Commonwealth and all Commonwealth agencies and, upon request, the Auditor General, State Treasurer, and Public Utility Commission in any action brought by or against the Commonwealth or its agencies;
- To furnish, upon request, legal advice to the Governor, or the head of any Commonwealth agency;
- To review for form and legality all proposed rules and regulations for Commonwealth agencies;
- To review for form and legality all Commonwealth deeds, leases, and contracts to be executed by Commonwealth agencies;
- To collect, by suit or otherwise, all debts, taxes, and accounts due to the Commonwealth which shall be referred to and placed with the Attorney General;
- To administer the provisions relating to consumer protection and appoint the Advisory Committee; and
- To represent the Commonwealth and its residents in any action brought for violation of the Antitrust Laws of the United States and the Commonwealth.

Programs and Goals

Public Protection and Law Enforcement: To enforce the criminal laws of the Commonwealth; to protect the interests of Pennsylvania residents in areas of consumer protection, antitrust enforcement, operation of charitable trusts and organizations, and civil rights; and to provide legal services to Commonwealth agencies.

Summary by Fund and Appropriation

(Dollar Amounts in Thousands)

2022-23 2023-24 2024-25
 ACTUAL AVAILABLE BUDGET

GENERAL FUND:

General Government:

General Government Operations	\$ 51,369	\$ 52,709	\$ 63,899
(F)Medicaid Fraud.....	9,134	9,831 ^a	10,805
(F)Project Safe Neighborhoods (EA).....	298	300	320
(F)Project Safe Neighborhoods-SW Philadelphia (EA).....	142	306	306
(A)Recovery of Overtime Costs.....	100	100	100
(A)Reimbursements.....	12	16	16
(A)Miscellaneous.....	75	108	156
(R)Public Protection Law Enforcement.....	13,539	20,775	17,686
(R)Judicial Fee Account.....	4,717	5,000	5,000
(R)Collection Administration Account.....	3,230	2,991	2,950
(R)Seized/Forfeited Property-U.S. Homeland Security.....	517	1,816	363
(R)Coroner's Education Board.....	65	40	21
(R)Home Improvement Consumer Protection.....	2,693	2,713	2,913
(R)Investigative Funds-Outside Sources.....	11,199	9,403	10,047
Subtotal.....	<u>\$ 97,090</u>	<u>\$ 106,108</u>	<u>\$ 114,582</u>
(R)Office of Consumer Advocate.....	6,204	6,752	6,752
Drug Law Enforcement.....	52,352	59,668	62,512
(F)High Intensity Drug Trafficking Areas.....	5,700	5,700	5,300
(F)COPS Anti-Heroin Task Force (EA).....	1,500	1,500	1,500
(F)COPS Anti-Methamphetamine Program (EA).....	1,000	750	750
(A)Recovery of Narcotics Investigation Overtime Costs.....	290	200	200
(R)Seized/Forfeited Property-State Court Awarded.....	12,920	10,606	10,288
(R)Seized/Forfeited Property-U.S. Department of Justice.....	447	539	635
(R)Seized/Forfeited Property-U.S. Treasury Department.....	47	182	50
(R)Criminal Enforcement Account.....	2,938	1,511	817
(R)Community Drug Abuse Prevention Program.....	155	1,050	1,060
Subtotal.....	<u>\$ 77,349</u>	<u>\$ 81,706</u>	<u>\$ 83,112</u>
Joint Local-State Firearm Task Force.....	7,601	13,969	14,669
Witness Relocation.....	1,215	1,215	1,215
Child Predator Interception.....	6,207	7,018	7,921
Tobacco Law Enforcement.....	1,406	1,691	2,029
School Safety.....	1,996	2,346	2,566

Summary by Fund and Appropriation

(Dollar Amounts in Thousands)

	2022-23 ACTUAL	2023-24 AVAILABLE	2024-25 BUDGET
Subtotal - State Funds.....	\$ 122,146	\$ 138,616	\$ 154,811
Subtotal - Federal Funds.....	17,774	18,387	18,981
Subtotal - Augmentations.....	477	424	472
Subtotal - Restricted.....	<u>58,671</u>	<u>63,378</u>	<u>58,582</u>
Total - General Government.....	<u>\$ 199,068</u>	<u>\$ 220,805</u>	<u>\$ 232,846</u>
Grants and Subsidies:			
County Trial Reimbursement.....	\$ 200	\$ 200	\$ 200
(R)Reimbursement to Counties-Full Time District Attorney (EA).....	8,159	8,894	9,694 ^b
Subtotal - State Funds.....	\$ 200	\$ 200	\$ 200
Subtotal - Federal Funds.....	-	-	-
Subtotal - Restricted.....	<u>8,159</u>	<u>8,894</u>	<u>9,694</u>
Total - Grants and Subsidies.....	<u>\$ 8,359</u>	<u>\$ 9,094</u>	<u>\$ 9,894</u>
STATE FUNDS.....	\$ 122,346	\$ 138,816	\$ 155,011
FEDERAL FUNDS.....	17,774	18,387	18,981
AUGMENTATIONS.....	477	424	472
RESTRICTED.....	<u>66,830</u>	<u>72,272</u>	<u>68,276</u>
GENERAL FUND TOTAL.....	<u>\$ 207,427</u>	<u>\$ 229,899</u>	<u>\$ 242,740</u>
OTHER FUNDS:			
CIGARETTE FIRE SAFETY AND FIREFIGHTER PROTECTION ACT FUND:			
Cigarette Fire Safety and Firefighter Protection Enforcement.....	\$ 50	\$ 50	\$ 50
STATE GAMING FUND:			
(R)Gaming Enforcement.....	\$ 1,405	\$ 1,618	\$ 1,618
DEPARTMENT TOTAL - ALL FUNDS			
GENERAL FUND.....	\$ 122,346	\$ 138,816	\$ 155,011
MOTOR LICENSE FUND.....	-	-	-
LOTTERY FUND.....	-	-	-
FEDERAL FUNDS.....	17,774	18,387	18,981
AUGMENTATIONS.....	477	424	472
RESTRICTED.....	66,830	72,272	68,276
OTHER FUNDS.....	<u>1,455</u>	<u>1,668</u>	<u>1,668</u>
TOTAL ALL FUNDS.....	<u>\$ 208,882</u>	<u>\$ 231,567</u>	<u>\$ 244,408</u>

^a Includes recommended supplemental appropriation of \$50,000.

^b This budget proposes to expand the fee dedicated to full-time district attorney reimbursement to include traffic violations.

Program Funding Summary

(Dollar Amounts in Thousands)

	2022-23	2023-24	2024-25	2025-26	2026-27	2027-28	2028-29
	Actual	Available	Budget	Estimated	Estimated	Estimated	Estimated
PUBLIC PROTECTION AND LAW ENFORCEMENT:							
GENERAL FUND.....	\$ 122,346	\$ 138,816	\$ 155,011	\$ 158,776	\$ 162,710	\$ 162,710	\$ 162,710
MOTOR LICENSE FUND....	-	-	-	-	-	-	-
LOTTERY FUND	-	-	-	-	-	-	-
FEDERAL FUNDS	17,774	18,387	18,981	18,981	18,981	18,981	18,981
AUGMENTATIONS.....	477	424	472	472	472	472	472
RESTRICTED.....	66,830	72,272	68,276	63,458	63,631	63,631	63,631
OTHER FUNDS	1,455	1,668	1,668	1,712	1,754	1,754	1,754
DEPARTMENT TOTAL.....	<u>\$ 208,882</u>	<u>\$ 231,567</u>	<u>\$ 244,408</u>	<u>\$ 243,399</u>	<u>\$ 247,548</u>	<u>\$ 247,548</u>	<u>\$ 247,548</u>

Program: Public Protection and Law Enforcement

Goal: To enforce the criminal laws of the Commonwealth; to protect the interests of Pennsylvania residents in areas of consumer protection, antitrust enforcement, operation of charitable trusts and organizations, and civil rights; and to provide legal services to Commonwealth agencies.

The [Attorney General](#), as the chief law enforcement officer of the Commonwealth, is charged with the responsibility of investigating and prosecuting organized crime and public corruption. The [Office of Attorney General \(OAG\)](#) investigates and prosecutes criminal activity and uses statewide investigative grand juries as appropriate. The office works with the Pennsylvania State Police and local law enforcement to curtail drug abuse in the Commonwealth by apprehending illegal drug traffickers and stopping the diversion of prescription drugs for illicit purposes. The OAG protects the children of Pennsylvania against predators by identifying, investigating, and capturing online child predators using proactive and undercover operations. The office also prosecutes and investigates online child predators, [insurance fraud](#), [Medicaid fraud](#), environmental crimes, and cases referred by district attorneys across the state that have a conflict of interest or lack the resources to prosecute certain crimes.

The OAG plays an important role [protecting the public](#) from fraud and deceptive business practices; securing and recovering damages owed to the Commonwealth and its people; encouraging free enterprise and competition; and investigating and prosecuting consumer fraud, unfair trade practices, antitrust violations, civil rights violations, and charitable scams. Additionally, the office enforces the [Tobacco Settlement Agreement Act of 2004](#), defends enforcement in arbitration proceedings, and polices the Master Settlement Agreement fully and aggressively.

The OAG represents the Commonwealth in any action brought by, or against, the Commonwealth or its agencies, particularly tort claims. Through its [civil division](#), the office upholds the laws of the Commonwealth and defends its agencies in various legal proceedings.

The [Joint Local-State Firearm Task Force](#) comprised of the Philadelphia District Attorney's Office, the Philadelphia Police Department, and the OAG was established to fight gun violence in the Philadelphia area. The Strategic Response Team provides deployment of resources and experience in combating organized drug trafficking and drug-related violent crimes from targeted neighborhoods and municipalities.

The [Drug Strike Force](#) program contributes to Pennsylvania's efforts in combating both local and widespread drug trafficking operations. Municipal police officers are trained in drug enforcement procedures and benefit from the expertise provided by the Bureau of Narcotics Investigations.

The [Safe2Say Something](#) program teaches students, educators, and administrators how to recognize the signs and signals of individuals who may be at risk of hurting themselves or others, and operates an anonymous reporting app, website, and 24/7 Crisis Center Hotline.

The [Home Improvement Consumer Protection Act of 2008](#) requires home improvement contractors to register with the [Bureau of Consumer Protection](#). The office investigates alleged violations regarding home improvement contractors. The [Homeowner Assistance Settlement Act of 2012](#) authorizes the OAG to provide housing consumer protection programs.

The [County Code](#) provides for full-time district attorneys under certain conditions. The annual salary for a full-time district attorney is set at \$1,000 less than a common pleas court judge in that county. The Commonwealth reimburses counties for 65 percent of the salary for the full-time district attorney through court document surcharge revenues deposited into the Criminal Justice Enhancement Account.

Program: Public Protection and Law Enforcement, continued

Program Recommendations:

This budget recommends the following changes: (Dollar Amounts in Thousands)

General Government Operations		Child Predator Interception	
\$ 7,381	—to continue current program.	\$ 403	—to continue current program.
2,720	—to implement the requirements of Act 42 of 2023.	500	—to reflect change in other revenue.
759	—Initiative—to create a unit to combat human trafficking.	\$ 903	<i>Appropriation Increase</i>
330	—Initiative—to provide additional resources for the protection and service of the citizens of the Commonwealth.		
\$ 11,190	<i>Appropriation Increase</i>		
Drug Law Enforcement		Tobacco Law Enforcement	
\$ 2,844	—to continue current program.	\$ 338	—to continue current program.
Joint Local-State Firearm Task Force		School Safety	
\$ 700	—to continue current program.	\$ 220	—to continue current program.

Appropriations within this Program:

	(Dollar Amounts in Thousands)						
	2022-23 Actual	2023-24 Available	2024-25 Budget	2025-26 Estimated	2026-27 Estimated	2027-28 Estimated	2028-29 Estimated
GENERAL FUND:							
General Government Operations	\$ 51,369	\$ 52,709	\$ 63,899	\$ 65,242	\$ 66,873	\$ 66,873	\$ 66,873
Drug Law Enforcement	52,352	59,668	62,512	64,200	65,805	65,805	65,805
Joint Local-State Firearm Task Force...	7,601	13,969	14,669	15,065	15,442	15,442	15,442
Witness Relocation ...	1,215	1,215	1,215	1,215	1,215	1,215	1,215
Child Predator Interception	6,207	7,018	7,921	8,135	8,338	8,338	8,338
Tobacco Law Enforcement	1,406	1,691	2,029	2,084	2,136	2,136	2,136
School Safety	1,996	2,346	2,566	2,635	2,701	2,701	2,701
County Trial Reimbursement	200	200	200	200	200	200	200
TOTAL GENERAL FUND	\$ 122,346	\$ 138,816	\$ 155,011	\$ 158,776	\$ 162,710	\$ 162,710	\$ 162,710

Program: Public Protection and Law Enforcement, continued

Program Measures:

	2018-19	2019-20	2020-21	2021-22	2022-23	2023-24	2024-25
	Actual	Actual	Actual	Actual	Actual	Estimated	Estimated
Curtail drug abuse in the Commonwealth by apprehending illegal drug traffickers.							
Drug diversion arrests.....	189	206	122	126	130	86	104
Total drug arrests.....	1,638	1,301	1,153	1,032	1,404	1,447	1,736
Increase compliance by estates, charities, nonprofits, and health care conversions with established rules and regulations.							
Estates, charities, nonprofits, and health care acquisitions reviewed for compliance with anti-trust rules and regulations.....	1,829	1,748	1,912	1,869	1,884	1,989	2,007
Decrease incidence of fraud and deceptive business practices and secure the recovery of damages to the Commonwealth and its citizens.							
Consumer complaints concerning business practices that were mediated	25,774	27,327	25,286	30,538	38,659	35,000	35,000
Dollar value of recoupment to consumers regarding business practices (in thousands).....	\$ 4,160	\$ 4,656	\$ 6,260	\$ 11,699	\$ 9,303	\$ 6,000	\$ 6,000
Legal actions resulting from consumer tips, complaints, and other sources (yearly variations reflect case complexity).....	156	97	108	90	67	70	70
Dollar value of relief awarded on behalf of consumers related to legal actions (in thousands) (yearly variations reflect case types).....	\$ 46,227	\$ 47,808	\$ 28,192	\$ 10,000	\$ 139,843	\$ 10,000	\$ 10,000
Consumer complaints concerning business practices - health care industry.....	2,157	2,202	1,128	1,727	2,120	2,041	2,041
Dollar value of recoupment to consumers regarding business practices - health care industry (in thousands).	\$ 1,280	\$ 1,059	\$ 749	\$ 960	\$ 1,251	\$ 870	\$ 870
Increase the number of investigations and arrests related to sexual solicitation of a minor and child pornography.							
Child predator arrests.....	87	100	80	77	60	100	100
Increase the number of investigations, firearm related arrests, and firearms recovered.							
Firearm related arrests.....	107	98	169	202	152	152	195
Firearms recovered.....	179	297	234	396	516	516	650



AUDITOR GENERAL

The mission of the [Department of the Auditor General](#) is to serve the people of Pennsylvania by improving government accountability, transparency, and the effective use of taxpayer dollars.

The objective of the Department of the Auditor General is to ensure conformance with established legislative and administrative regulations and to assure that all money has been disbursed legally and properly. In addition, the department examines the accounts of revenue collecting agents to ensure that all money due the Commonwealth was reported and transmitted properly.

Programs and Goals

Auditing: To ensure that all revenue to which the Commonwealth is entitled is deposited in the State Treasury and that public money is disbursed legally and properly.

Municipal Pension Systems: To assist municipal pension systems through review and audit of their pension funds.

Summary by Fund and Appropriation

(Dollar Amounts in Thousands)

	2022-23 ACTUAL	2023-24 AVAILABLE	2024-25 BUDGET
<u>GENERAL FUND:</u>			
<i>General Government:</i>			
Auditor General's Office	\$ 41,926	\$ 43,839	\$ 43,839
(A) Auditing Service Reimbursements	9,250	13,820	16,430
Special Financial Audits	<u>500</u>	<u>-</u>	<u>-</u>
Subtotal	\$ 51,676	\$ 57,659	\$ 60,269
Transition-Governor	175	-	-
Security and Other Expenses-Outgoing Governor	100	-	-
Board of Claims	1,768	1,935	2,010
Subtotal - State Funds	\$ 44,469	\$ 45,774	\$ 45,849
Subtotal - Augmentations	9,250	13,820	16,430
Total - General Government	<u>\$ 53,719</u>	<u>\$ 59,594</u>	<u>\$ 62,279</u>
STATE FUNDS	\$ 44,469	\$ 45,774	\$ 45,849
AUGMENTATIONS	<u>9,250</u>	<u>13,820</u>	<u>16,430</u>
GENERAL FUND TOTAL	<u>\$ 53,719</u>	<u>\$ 59,594</u>	<u>\$ 62,279</u>
<u>OTHER FUNDS:</u>			
MUNICIPAL PENSION AID FUND:			
(R) Municipal Pension Aid	\$ 333,053	\$ 376,452	\$ 372,506
(R) Post-Retirement Adjustments	<u>799</u>	<u>710</u>	<u>632</u>
MUNICIPAL PENSION AID FUND TOTAL	<u>\$ 333,852</u>	<u>\$ 377,162</u>	<u>\$ 373,138</u>
DEPARTMENT TOTAL - ALL FUNDS			
GENERAL FUND	\$ 44,469	\$ 45,774	\$ 45,849
MOTOR LICENSE FUND	-	-	-
LOTTERY FUND	-	-	-
FEDERAL FUNDS	-	-	-
AUGMENTATIONS	9,250	13,820	16,430
RESTRICTED	-	-	-
OTHER FUNDS	<u>333,852</u>	<u>377,162</u>	<u>373,138</u>
TOTAL ALL FUNDS	<u>\$ 387,571</u>	<u>\$ 436,756</u>	<u>\$ 435,417</u>

Program Funding Summary

(Dollar Amounts in Thousands)

	2022-23 Actual	2023-24 Available	2024-25 Budget	2025-26 Estimated	2026-27 Estimated	2027-28 Estimated	2028-29 Estimated
AUDITING:							
GENERAL FUND.....	\$ 44,469	\$ 45,774	\$ 45,849	\$ 47,087	\$ 48,265	\$ 48,265	\$ 48,265
MOTOR LICENSE FUND....	-	-	-	-	-	-	-
LOTTERY FUND	-	-	-	-	-	-	-
FEDERAL FUNDS	-	-	-	-	-	-	-
AUGMENTATIONS.....	9,250	13,820	16,430	16,430	16,430	16,430	16,430
RESTRICTED.....	-	-	-	-	-	-	-
OTHER FUNDS	-	-	-	-	-	-	-
SUBCATEGORY TOTAL	\$ 53,719	\$ 59,594	\$ 62,279	\$ 63,517	\$ 64,695	\$ 64,695	\$ 64,695
MUNICIPAL PENSION SYSTEMS:							
GENERAL FUND.....	\$ -	\$ -	\$ -	\$ -	\$ -	\$ -	\$ -
MOTOR LICENSE FUND....	-	-	-	-	-	-	-
LOTTERY FUND	-	-	-	-	-	-	-
FEDERAL FUNDS	-	-	-	-	-	-	-
AUGMENTATIONS.....	-	-	-	-	-	-	-
RESTRICTED.....	-	-	-	-	-	-	-
OTHER FUNDS	333,852	377,162	373,138	392,853	406,544	414,875	423,413
SUBCATEGORY TOTAL	\$ 333,852	\$ 377,162	\$ 373,138	\$ 392,853	\$ 406,544	\$ 414,875	\$ 423,413
ALL PROGRAMS:							
GENERAL FUND.....	\$ 44,469	\$ 45,774	\$ 45,849	\$ 47,087	\$ 48,265	\$ 48,265	\$ 48,265
MOTOR LICENSE FUND....	-	-	-	-	-	-	-
LOTTERY FUND	-	-	-	-	-	-	-
FEDERAL FUNDS	-	-	-	-	-	-	-
AUGMENTATIONS.....	9,250	13,820	16,430	16,430	16,430	16,430	16,430
RESTRICTED.....	-	-	-	-	-	-	-
OTHER FUNDS	333,852	377,162	373,138	392,853	406,544	414,875	423,413
DEPARTMENT TOTAL.....	\$ 387,571	\$ 436,756	\$ 435,417	\$ 456,370	\$ 471,239	\$ 479,570	\$ 488,108

Program: Auditing

Goal: To ensure that all revenue to which the Commonwealth is entitled is deposited in the State Treasury and that public money is disbursed legally and properly.

The [Department of the Auditor General](#) is provided authority through the Fiscal Code to [audit the financial affairs and the performance](#) of state government, as well as the affairs of certain local government entities. The department is also authorized to perform audits of any entity receiving funds from the Commonwealth or any entity collecting funds that belong to the Commonwealth.

Each year, the Department of the Auditor General performs thousands of [regular and performance audits](#) of Commonwealth agencies, boards, commissions, and state institutions, such as state higher education and correctional facilities, to ensure money is disbursed legally and properly. The department also examines and audits accounts of revenue collecting agents, including local government officials such as those in the magisterial district courts and county row offices, to ensure that all funds due to the Commonwealth have been reported and transmitted properly and that the Commonwealth's financial statements conform to Generally Accepted Accounting Principles. Finally, the department conducts audits of public entities that receive state funds, including local educational agencies, municipal pension plans, the Delaware and Susquehanna River Basin Commissions, and volunteer firefighters' relief associations.

The Single Audit, which is a single financial/compliance audit of the Commonwealth's federal aid programs and the Commonwealth's Annual Comprehensive Financial Report, is jointly performed each year by the department and an independent certified public accounting firm.

In accordance with Section 402 of the Fiscal Code, special audits, including performance audits, may be made at any time when, in the Auditor General's judgment, they appear to be necessary and are required to be conducted in accordance with Generally Accepted Government Auditing Standards. Special audits must also be conducted by the Auditor General at the Governor's request. The Auditor General also has the authority to demand and compel the production of documents.

The Auditor General has a variety of other responsibilities imposed by law. For example, the Auditor General is a signatory, along with the Governor and Treasurer, for approval of short-term and long-term borrowing by state government. The Auditor General is also a statutory member of the [Pennsylvania Higher Educational Facilities Authority](#), the [State Public School Building Authority](#), the [Delaware River Port Authority](#), the Local Government Records Committee, and the Joint Interstate Bridge Commission.

The department also provides administrative services for the [Board of Claims](#). The Board of Claims operates within this program as an independent judicial and administrative body with jurisdiction to hear and determine claims against the Commonwealth.

Program Recommendations:

This budget recommends the following changes: (Dollar Amounts in Thousands)

Board of Claims

\$ 75 —to continue current program.

Appropriations within this Program:

(Dollar Amounts in Thousands)

	2022-23	2023-24	2024-25	2025-26	2026-27	2027-28	2028-29
	Actual	Available	Budget	Estimated	Estimated	Estimated	Estimated
GENERAL FUND:							
Auditor General's Office	\$ 41,926	\$ 43,839	\$ 43,839	\$ 45,023	\$ 46,149	\$ 46,149	\$ 46,149
Special Financial Audits	500	-	-	-	-	-	-
Transition-Governor	175	-	-	-	-	-	-
Security and Other Expenses- Outgoing Governor.....	100	-	-	-	-	-	-
Board of Claims	1,768	1,935	2,010	2,064	2,116	2,116	2,116
TOTAL GENERAL FUND.....	\$ 44,469	\$ 45,774	\$ 45,849	\$ 47,087	\$ 48,265	\$ 48,265	\$ 48,265

Program: Municipal Pension Systems

Goal: To assist municipal pension systems through review and audit of their pension funds.

In 1984, the General Assembly passed [Act 205](#), commonly known as the Municipal Pension Plan Funding Standard and Recovery Act. The act establishes criteria for determination of actuarial soundness and the amount of state-financed support that will be provided. The Department of the Auditor General is responsible for audits of approximately 2,600 governing units with approximately 2,700 municipal pension plans, for both uniformed and non-uniformed employees that receive state aid.

The Auditor General administers the [General Municipal Pension System State Aid Program](#), established by Act 205, to distribute funding to municipal pension plans for police officers, paid firefighters, and other full-time municipal non-uniformed employees. The program is funded through the Municipal Pension Aid Fund, which receives a portion of Insurance Premiums Tax. The Auditor General is also responsible for distributing proceeds from the Fire Insurance Tax Fund to municipalities for payment to volunteer firefighter relief associations.

In 2016, [Act 100](#) abolished the Public Employee Retirement Commission and the Auditor General absorbed the duties relating to municipal pension reporting and analysis under [Act 205 of 1984](#) and [Act 293 of 1972](#). The duties were fully transitioned to the newly created [Municipal Pension Reporting Program](#) within the Department of the Auditor General's Office of Budget and Financial Management.

Program Recommendations:

This budget recommends the following changes: (Dollar Amounts in Thousands)

Municipal Pension Aid	Post-Retirement Adjustments
\$ (3,946) —to continue current program.	\$ (78) —to continue current program.

Appropriations within this Program:

(Dollar Amounts in Thousands)

	2022-23	2023-24	2024-25	2025-26	2026-27	2027-28	2028-29
	Actual	Available	Budget	Estimated	Estimated	Estimated	Estimated
MUNICIPAL PENSION AID FUND:							
(R)Municipal Pension Aid.....	\$ 333,053	\$ 376,452	\$ 372,506	\$ 392,291	\$ 406,043	\$ 414,430	\$ 423,017
(R)Post-Retirement Adjustments.....	799	710	632	562	501	445	396
TOTAL MUNICIPAL PENSION AID FUND	\$ 333,852	\$ 377,162	\$ 373,138	\$ 392,853	\$ 406,544	\$ 414,875	\$ 423,413



TREASURY DEPARTMENT

The mission of the [Pennsylvania Treasury Department](#) is to provide safe, efficient, and effective stewardship of the financial assets entrusted to the department on behalf of the Commonwealth. The department strives to be the leader in financial reporting, transparency, and integrity for the Commonwealth.

The Pennsylvania Treasury is responsible for receiving all Commonwealth monies and for depositing such monies in state depositories approved by the [Board of Finance and Revenue](#), for managing all securities in its custody to the best advantage of the Commonwealth, for pre-auditing all requisitions for the expenditures of funds, and for disbursement of all state monies upon proper authorization to those entitled to receive payment.

Programs and Goals

Disbursement, Investment, and Cash Management: To receive, safeguard, and manage the funds of the Commonwealth, to ensure that all disbursements are legal and proper, and to manage investments and cash subject to a standard of prudence, safety, and liquidity.

Debt Service: To provide for interest and principal requirements of notes and bonds issued by the Commonwealth and other expenses related to debt service.

Summary by Fund and Appropriation

(Dollar Amounts in Thousands)

	2022-23 ACTUAL	2023-24 AVAILABLE	2024-25 BUDGET
GENERAL FUND:			
<i>General Government:</i>			
General Government Operations	\$ 39,637	\$ 45,365	\$ 46,104
(A)Unemployment Compensation Service Reimbursements	5,505	4,450	4,450
(A)Administrative Service Fees	2,820	2,730	2,960
(A)Unclaimed Property Service Fees	1,033	750	30
Subtotal	\$ 48,995	\$ 53,295	\$ 53,544
Divestiture Reimbursement	15	87	2,485
Publishing Monthly Statements	5	-	-
Intergovernmental Organizations	1,205	1,251	1,278
Information Technology Cyber Security	1,000	1,000	1,150
Board of Finance and Revenue	3,275	3,384	3,660
Subtotal - State Funds	\$ 45,137	\$ 51,087	\$ 54,677
Subtotal - Augmentations	9,358	7,930	7,440
Total - General Government	\$ 54,495	\$ 59,017	\$ 62,117
<i>Grants and Subsidies:</i>			
Law Enforcement and Emergency Response Death Benefit	3,330	3,330	3,330
Transfer to ABLE Fund	900	900	1,130
Total - Grants and Subsidies	\$ 4,230	\$ 4,230	\$ 4,460
<i>Debt Service:</i>			
Loan and Transfer Agent	\$ 40	\$ 40	\$ 40
General Obligation Debt Service	1,132,000	1,175,000 ^a	1,237,000
Total - Debt Service	\$ 1,132,040	\$ 1,175,040	\$ 1,237,040
STATE FUNDS	\$ 1,181,407	\$ 1,230,357	\$ 1,296,177
FEDERAL FUNDS	-	-	-
AUGMENTATIONS	9,358	7,930	7,440
GENERAL FUND TOTAL	\$ 1,190,765	\$ 1,238,287	\$ 1,303,617
MOTOR LICENSE FUND:			
<i>General Government:</i>			
Administration-Refunding Liquid Fuels Taxes	\$ 551	\$ 561	\$ 591
<i>Refunds:</i>			
Refunding Liquid Fuels Taxes-State Share (EA)	\$ 4,500	\$ 4,500	\$ 4,500
Refunding Liquid Fuels Taxes-Agriculture (EA)	5,000	5,000	5,000
Refunding Liquid Fuels Taxes-Political Subdivisions (EA)	5,000	5,000	5,000
Refunding Liquid Fuels Taxes-Volunteer Services (EA)	800	800	800

Summary by Fund and Appropriation

(Dollar Amounts in Thousands)

	2022-23 ACTUAL	2023-24 AVAILABLE	2024-25 BUDGET
Refunding Liquid Fuels Taxes-Snowmobiles and ATVs (EA).....	1,000	1,000	1,000
Refunding Liquid Fuels Taxes-Boat Fund (EA).....	12,981	12,500	12,500
Total - Refunds	\$ 29,281	\$ 28,800	\$ 28,800
Debt Service:			
Capital Debt Transportation Projects.....	\$ 35,826	\$ 35,873	\$ 35,920
General Obligation Debt Service	21,807	16,477	14,813
(R)Capital Bridge Debt Service (EA)	71,610	71,904	72,092
Loan and Transfer Agent.....	40	40	40
Subtotal - State Funds.....	\$ 57,673	\$ 52,390	\$ 50,773
Subtotal - Restricted.....	71,610	71,904	72,092
Total - Debt Service	\$ 129,283	\$ 124,294	\$ 122,865
STATE FUNDS	\$ 87,505	\$ 81,751	\$ 80,164
RESTRICTED	71,610	71,904	72,092
MOTOR LICENSE FUND TOTAL.....	\$ 159,115	\$ 153,655	\$ 152,256
OTHER FUNDS:			
ACHIEVING A BETTER LIFE EXPERIENCE FUND:			
General Operations.....	\$ 1,130	\$ 1,130	\$ 1,426
ENVIRONMENTAL STEWARDSHIP FUND:			
Debt Service for Growing Greener (EA)	\$ 12,317	\$ 10,211 ^b	\$ 9,944
LIQUID FUELS TAX FUND:			
Refunding Liquid Fuels Tax-Boat Fund (EA).....	\$ 110	\$ 110	\$ 110
TUITION ACCOUNT GUARANTEED SAVINGS PROGRAM FUND:			
Tuition Account Program Bureau	\$ 3,339	\$ 3,339	\$ 3,339
(A)Application Fees.....	2,418	2,219	2,600
TUITION ACCOUNT GUARANTEED SAVINGS PROGRAM FUND TOTAL	\$ 5,757	\$ 5,558	\$ 5,939
DEPARTMENT TOTAL - ALL FUNDS			
GENERAL FUND	\$ 1,181,407	\$ 1,230,357	\$ 1,296,177
MOTOR LICENSE FUND.....	87,505	81,751	80,164
LOTTERY FUND.....	-	-	-
FEDERAL FUNDS	-	-	-
AUGMENTATIONS.....	9,358	7,930	7,440
RESTRICTED	71,610	71,904	72,092
OTHER FUNDS	19,314	17,009	17,419
TOTAL ALL FUNDS	\$ 1,369,194	\$ 1,408,951	\$ 1,473,292

^a Reflects recommended appropriation reduction of \$26,000,000.

^b Reflects a recommended executive authorization reduction of \$327,000.

Program Funding Summary

(Dollar Amounts in Thousands)

	2022-23 Actual	2023-24 Available	2024-25 Budget	2025-26 Estimated	2026-27 Estimated	2027-28 Estimated	2028-29 Estimated
DISBURSEMENT, INVESTMENT, AND CASH MANAGEMENT:							
GENERAL FUND.....	\$ 49,362	\$ 55,317	\$ 59,137	\$ 60,481	\$ 61,759	\$ 61,759	\$ 61,759
MOTOR LICENSE FUND....	29,832	29,361	29,391	29,391	29,391	29,391	29,391
LOTTERY FUND	-	-	-	-	-	-	-
FEDERAL FUNDS	-	-	-	-	-	-	-
AUGMENTATIONS.....	9,358	7,930	7,440	7,440	7,440	7,440	7,440
RESTRICTED.....	-	-	-	-	-	-	-
OTHER FUNDS	6,997	6,798	7,475	5,091	5,091	5,091	5,091
SUBCATEGORY TOTAL	\$ 95,549	\$ 99,406	\$ 103,443	\$ 102,403	\$ 103,681	\$ 103,681	\$ 103,681
DEBT SERVICE:							
GENERAL FUND.....	\$ 1,132,045	\$ 1,175,040	\$ 1,237,040	\$ 1,395,737	\$ 1,488,824	\$ 1,557,166	\$ 1,625,423
MOTOR LICENSE FUND....	57,673	52,390	50,773	53,232	55,499	56,426	56,995
LOTTERY FUND	-	-	-	-	-	-	-
FEDERAL FUNDS	-	-	-	-	-	-	-
AUGMENTATIONS.....	-	-	-	-	-	-	-
RESTRICTED.....	71,610	71,904	72,092	71,734	73,881	74,119	66,536
OTHER FUNDS	12,317	10,211	9,944	10,001	10,637	10,684	10,738
SUBCATEGORY TOTAL	\$ 1,273,645	\$ 1,309,545	\$ 1,369,849	\$ 1,530,704	\$ 1,628,841	\$ 1,698,395	\$ 1,759,692
ALL PROGRAMS:							
GENERAL FUND.....	\$ 1,181,407	\$ 1,230,357	\$ 1,296,177	\$ 1,456,218	\$ 1,550,583	\$ 1,618,925	\$ 1,687,182
MOTOR LICENSE FUND....	87,505	81,751	80,164	82,623	84,890	85,817	86,386
LOTTERY FUND	-	-	-	-	-	-	-
FEDERAL FUNDS	-	-	-	-	-	-	-
AUGMENTATIONS.....	9,358	7,930	7,440	7,440	7,440	7,440	7,440
RESTRICTED.....	71,610	71,904	72,092	71,734	73,881	74,119	66,536
OTHER FUNDS	19,314	17,009	17,419	15,092	15,728	15,775	15,829
DEPARTMENT TOTAL.....	\$ 1,369,194	\$ 1,408,951	\$ 1,473,292	\$ 1,633,107	\$ 1,732,522	\$ 1,802,076	\$ 1,863,373

Program: Disbursement, Investment, and Cash Management

Goal: To receive, safeguard, and manage the funds of the Commonwealth, to ensure that all disbursements are legal and proper, and to manage investments and cash subject to a standard of prudence, safety, and liquidity.

The [Treasury Department](#) is required to receive and deposit all monies of the Commonwealth, collect dividends and interest, execute securities transactions, and handle daily settlements of trades. Treasury is also tasked with achieving the best possible advantage for all securities in its custody, pre-auditing requisitions for the expenditure of funds, and disbursing all state monies upon proper authorization to those entitled to receive payment.

The Treasury Department directly invests or oversees management of the investment of all excess revenue on a daily basis, subject to a prudent person standard. The investment function involves developing short- and long-term investment strategies with guidelines determined by statute, policy, prudence, safety, and liquidity.

Treasury directs, monitors, and safeguards securities, bonds, and other investments owned by the Commonwealth and the state pension funds. The Treasury Department is responsible for [investing](#) funds belonging to nearly all Pennsylvania state agencies as well as many state boards, commissions, and authorities.

The [State Treasurer](#) is chair of the [Board of Finance and Revenue](#), which is charged with reviewing and deciding tax appeals concerning settlements made between the Commonwealth and persons, associations, and corporations. The board also administers the program for refunding liquid fuels taxes to groups exempt by legislation from these taxes.

Treasury is required to pay death benefits, adjusted annually for inflation, to the surviving spouse or children of public safety workers, firefighters, or law enforcement officers of the Commonwealth killed in the performance of their duties and to reimburse political subdivisions for such payments made to survivors of local firefighters or law enforcement officers.

The Treasury Department promotes interstate cooperation and progress through participation in various associations, commissions, and organizations with other states and units of government. As a member of several organizations, including the [Council of State Governments](#), [National Conference of State Legislatures](#), and the [National Governors' Association](#), Pennsylvania helps coordinate ideas on programs, interstate progress, budgets, federal-state relations, education, labor, research, and general information with other states and the federal government.

Treasury administers the [Tuition Account Program \(PA 529\)](#), which provides two options for postsecondary educational savings. The [Tuition Account Guaranteed Savings Program Fund](#) provides for the advance purchase of tuition credits for students who will attend institutions of higher education. The [Tuition Account Investment Program Fund](#) allows individuals to save for higher education through several investment options based on age, risk, or socially responsible investments.

The State Treasurer is responsible for the administration and enforcement of the Commonwealth's abandoned and [unclaimed property laws](#). Tangible and intangible property that has remained unclaimed for three or more years is reported and remitted to the Treasury Department by holders in possession of the property. The Commonwealth maintains perpetual custody of the property until it is claimed by the rightful owner. Revenues generated by collection of unclaimed property are deposited directly into the General Fund.

Treasury administers the [Achieving a Better Life Experience Fund \(ABLE\)](#), which provides qualifying individuals with disabilities and their families with a tax-free option to save for disability-related expenses while maintaining government benefits.

Program Recommendations:

This budget recommends the following changes: (Dollar Amounts in Thousands)

GENERAL FUND:

	General Government Operations		Information Technology Cyber Security
\$ 739	—to continue current program.	\$ 150	—to continue current program.
	Divestiture Reimbursement		Board of Finance and Revenue
\$ 2,398	—increase in program requirements.	\$ 276	—to continue current program.
	Intergovernmental Organizations		Transfer to ABLE Fund
\$ 27	—to continue current program.	\$ 230	—to continue current program.

Program: Disbursement, Investment, and Cash Management, continued

Program Recommendations, continued:

This budget recommends the following changes: (Dollar Amounts in Thousands)

MOTOR LICENSE FUND:

Administration - Refunding Liquid Fuels Taxes

\$ 30 —to continue current program.

Appropriations within this Program:

	(Dollar Amounts in Thousands)						
	2022-23	2023-24	2024-25	2025-26	2026-27	2027-28	2028-29
	Actual	Available	Budget	Estimated	Estimated	Estimated	Estimated
GENERAL FUND:							
General Government Operations	\$ 39,637	\$ 45,365	\$ 46,104	\$ 47,349	\$ 48,533	\$ 48,533	\$ 48,533
Divestiture Reimbursement ..	15	87	2,485	2,485	2,485	2,485	2,485
Intergovernmental Organizations	1,205	1,251	1,278	1,278	1,278	1,278	1,278
Information Technology Cyber Security	1,000	1,000	1,150	1,150	1,150	1,150	1,150
Board of Finance and Revenue	3,275	3,384	3,660	3,759	3,853	3,853	3,853
Law Enforcement and Emergency Response Death Benefit	3,330	3,330	3,330	3,330	3,330	3,330	3,330
Transfer to ABLE Fund	900	900	1,130	1,130	1,130	1,130	1,130
TOTAL GENERAL FUND.....	\$ 49,362	\$ 55,317	\$ 59,137	\$ 60,481	\$ 61,759	\$ 61,759	\$ 61,759
MOTOR LICENSE FUND:							
Administration-Refunding Liquid Fuels Taxes	\$ 551	\$ 561	\$ 591	\$ 591	\$ 591	\$ 591	\$ 591
Refunding Liquid Fuels Taxes-State Share (EA)	4,500	4,500	4,500	4,500	4,500	4,500	4,500
Refunding Liquid Fuels Taxes-Agriculture (EA)	5,000	5,000	5,000	5,000	5,000	5,000	5,000
Refunding Liquid Fuels Taxes-Political Subdivisions (EA)	5,000	5,000	5,000	5,000	5,000	5,000	5,000
Refunding Liquid Fuels Taxes-Volunteer Services (EA)	800	800	800	800	800	800	800
Refunding Liquid Fuels Taxes-Snowmobiles and ATVs (EA)	1,000	1,000	1,000	1,000	1,000	1,000	1,000
Refunding Liquid Fuels Taxes-Boat Fund (EA)	12,981	12,500	12,500	12,500	12,500	12,500	12,500
TOTAL MOTOR LICENSE FUND.....	\$ 29,832	\$ 29,361	\$ 29,391	\$ 29,391	\$ 29,391	\$ 29,391	\$ 29,391

Program: Debt Service

Goal: To provide for interest and principal requirements of notes and bonds issued by the Commonwealth and other expenses related to debt service.

The Commonwealth, through the Treasury Department, is obligated to meet principal and interest requirements and other expenses related to debt service.

Long-term bonds are issued by the state to finance the cost of public improvements that represent a heavy financial burden which cannot be funded through current revenues. These bond issues provide funds for the acquisition and development of public recreation and historic sites and facilities; economic revitalization efforts; low-cost loans for water supply and sewage treatment improvements; and a wide variety of construction and renovation projects for hospitals, higher education facilities, state parks, flood control, correctional institutions, and various public buildings.

Program Recommendations:

This budget recommends the following changes: (Dollar Amounts in Thousands)

GENERAL FUND:		ENVIRONMENTAL STEWARDSHIP FUND:	
General Obligation Debt Service		Debt Service for Growing Greener (EA)	
\$ 62,000	—the net effect on principal and interest requirements.	\$ (267)	—the net effect on principal and interest requirements.
MOTOR LICENSE FUND:			
Capital Debt Transportation Projects			
\$ 47	—the net effect on principal and interest requirements.		
General Obligation Debt Service			
\$ (1,664)	—the net effect on principal and interest requirements.		

Appropriations within this Program:

	(Dollar Amounts in Thousands)						
	2022-23	2023-24	2024-25	2025-26	2026-27	2027-28	2028-29
GENERAL FUND:	Actual	Available	Budget	Estimated	Estimated	Estimated	Estimated
Publishing Monthly Statements.....	\$ 5	\$ -	\$ -	\$ -	\$ -	\$ -	\$ -
Loan and Transfer Agent.....	40	40	40	40	40	40	40
General Obligation Debt Service	1,132,000	1,175,000	1,237,000	1,395,697	1,488,784	1,557,126	1,625,383
TOTAL GENERAL FUND.....	\$ 1,132,045	\$ 1,175,040	\$ 1,237,040	\$ 1,395,737	\$ 1,488,824	\$ 1,557,166	\$ 1,625,423

Program: Debt Service, continued

Appropriations within this Program, continued:

(Dollar Amounts in Thousands)

	2022-23	2023-24	2024-25	2025-26	2026-27	2027-28	2028-29
	Actual	Available	Budget	Estimated	Estimated	Estimated	Estimated
MOTOR LICENSE FUND:							
Capital Debt Transportation Projects.....	\$ 35,826	\$ 35,873	\$ 35,920	\$ 35,942	\$ 37,706	\$ 37,832	\$ 37,942
General Obligation Debt Service	21,807	16,477	14,813	17,250	17,753	18,554	19,013
Loan and Transfer Agent	40	40	40	40	40	40	40
TOTAL MOTOR LICENSE FUND.....	\$ 57,673	\$ 52,390	\$ 50,773	\$ 53,232	\$ 55,499	\$ 56,426	\$ 56,995
ENVIRONMENTAL STEWARDSHIP FUND:							
Debt Service for Growing Greener (EA)	\$ 12,317	\$ 10,211	\$ 9,944	\$ 10,001	\$ 10,637	\$ 10,684	\$ 10,738



AGING

The mission of the [Department of Aging](#) is to promote independence, purpose, and well-being in the lives of older adults through advocacy, service, and protection.

The department facilitates programs, services, and advocacy for older Pennsylvanians and provides a single point of contact through which older Pennsylvanians can address their concerns to state government.

Statewide services are provided through the local Area Agencies on Aging, and include home and community-based services, nutrition, senior employment, transportation, domiciliary care, ombudsman, caregiver support, and protective services. Additionally, the department manages the pharmaceutical assistance program for older Pennsylvanians.

Programs and Goals

Community Services for Older Pennsylvanians: To enable older Pennsylvanians to maintain active and independent lives in their own homes or alternative community living arrangements.

Pharmaceutical Assistance: To assist eligible older Pennsylvanians who experience difficulty meeting the cost of prescription drugs necessary to maintain healthy lives.

Summary by Fund and Appropriation

(Dollar Amounts in Thousands)

	2022-23 ACTUAL	2023-24 AVAILABLE	2024-25 BUDGET
GENERAL FUND:			
<i>General Government:</i>			
(F)Programs for the Aging-Title III-Administration.....	\$ 1,781	\$ 1,781	\$ 1,781
(F)Programs for the Aging-Title V-Administration	127	127	127
(F)Medical Assistance-Administration	888	888	888
(F)Programs for the Aging-Title VII-Administration	352	352	892
Subtotal	<u>\$ 3,148</u>	<u>\$ 3,148</u>	<u>\$ 3,688</u>
Total - General Government.....	<u>\$ 3,148</u>	<u>\$ 3,148</u>	<u>\$ 3,688</u>
<i>Grants and Subsidies:</i>			
(F)Programs for the Aging-Title III.....	\$ 52,000	\$ 56,800	\$ 56,800
(F)Programs for the Aging-Nutrition	10,000	10,000	10,000
(F)COVID-Programs for the Aging-Title III-Supportive Services (EA)	6,647	-	-
(F)Programs for the Aging-Title V-Employment.....	12,269	12,269	12,269
(F)Programs for the Aging-Title VII-Elder Rights Protection.....	7,800	8,600	8,600
(F)COVID-Elder Care (EA).....	759	-	-
(F)Medical Assistance-Support	9,000	9,000	9,000
(F)Medical Assistance-Nursing Home Transition.....	700	700	-
(F)Chronic Disease Self-Management Education.....	271	271	271
(F)Pre-Admission Assessment.....	4,000	4,000	4,000
(F)Programs for the Aging-Title III-Caregiver Support	10,000	10,000	10,000
(F)COVID-Programs for the Aging-Title III-Caregiver Support (EA).....	-	400	-
(F)Overdose Data to Action (EA).....	668	579	-
(F)State Opioid Response (EA).....	82	129	30
Subtotal	<u>\$ 114,196</u>	<u>\$ 112,748</u>	<u>\$ 110,970</u>
Total - Grants and Subsidies	<u>\$ 114,196</u>	<u>\$ 112,748</u>	<u>\$ 110,970</u>
GENERAL FUND TOTAL.....	<u>\$ 117,344</u>	<u>\$ 115,896</u>	<u>\$ 114,658</u>
LOTTERY FUND:			
<i>General Government:</i>			
General Government Operations	\$ 11,488	\$ 12,335	\$ 14,818
(A)Day Care Licensure.....	9	11	9
(A)Digital Fingerprint Fees	81	69	81
Subtotal	<u>\$ 11,578</u>	<u>\$ 12,415</u>	<u>\$ 14,908</u>
Subtotal - State Funds.....	11,488	12,335	14,818
Subtotal - Augmentations	90	80	90
Total - General Government.....	<u>\$ 11,578</u>	<u>\$ 12,415</u>	<u>\$ 14,908</u>

Summary by Fund and Appropriation

(Dollar Amounts in Thousands)

	2022-23 ACTUAL	2023-24 AVAILABLE	2024-25 BUDGET
Grants and Subsidies:			
PENNCARE	\$ 282,848	\$ 287,848	\$ 303,048
(A)Attendant Care Patient Fees	285	356	285
(A)Adult Protective Services.....	468	369	468
Subtotal	<u>\$ 283,601</u>	<u>\$ 288,573</u>	<u>\$ 303,801</u>
Aging Our Way, PA	-	-	11,730
Pre-Admission Assessment	8,750	8,750	8,750
Caregiver Support	12,103	12,103	12,103
Alzheimer's Outreach	250	250	250
Transfer to Pharmaceutical Assistance Fund	135,000	155,000	170,000
Grants to Senior Centers	2,000	3,000	3,000
Subtotal - State Funds.....	\$ 440,951	\$ 466,951	\$ 508,881
Subtotal - Augmentations	753	725	753
Total - Grants and Subsidies	<u>\$ 441,704</u>	<u>\$ 467,676</u>	<u>\$ 509,634</u>
STATE FUNDS	\$ 452,439	\$ 479,286	\$ 523,699
AUGMENTATIONS.....	843	805	843
LOTTERY FUND TOTAL	<u>\$ 453,282</u>	<u>\$ 480,091</u>	<u>\$ 524,542</u>
OTHER FUNDS:			
PHARMACEUTICAL ASSISTANCE FUND:			
PACE Contracted Services (EA)	\$ 8,721 ^a	\$ 1,780 ^a	\$ - ^a
(A)Department of Corrections Claims.....	1,252	1,320	1,320
Administration of PACE (EA).....	1,336	1,376	1,530
(F)Diabetes Prevention (EA)	79	97	55
PHARMACEUTICAL ASSISTANCE FUND TOTAL	<u>\$ 11,388</u>	<u>\$ 4,573</u>	<u>\$ 2,905</u>
DEPARTMENT TOTAL - ALL FUNDS			
GENERAL FUND	\$ -	\$ -	\$ -
MOTOR LICENSE FUND.....	-	-	-
LOTTERY FUND.....	452,439	479,286	523,699
FEDERAL FUNDS	117,344	115,896	114,658
AUGMENTATIONS	843	805	843
RESTRICTED	-	-	-
OTHER FUNDS	11,388	4,573	2,905
TOTAL ALL FUNDS	<u>\$ 582,014</u>	<u>\$ 600,560</u>	<u>\$ 642,105</u>

^a PACE Contracted Services (EA) for 2022-23 Actual is \$143,721,000, 2023-24 Available is \$156,780,000, and 2024-25 Budget is \$165,731,000. Lottery Fund transfer to Pharmaceutical Assistance Fund not added to avoid double counting.

Program Funding Summary

(Dollar Amounts in Thousands)

	2022-23 Actual	2023-24 Available	2024-25 Budget	2025-26 Estimated	2026-27 Estimated	2027-28 Estimated	2028-29 Estimated
COMMUNITY SERVICES FOR OLDER PENNSYLVANIANS:							
GENERAL FUND.....	\$ -	\$ -	\$ -	\$ -	\$ -	\$ -	\$ -
MOTOR LICENSE FUND....	-	-	-	-	-	-	-
LOTTERY FUND	317,439	324,286	353,699	354,762	355,808	356,515	357,222
FEDERAL FUNDS	117,344	115,896	114,658	114,682	114,711	114,742	114,774
AUGMENTATIONS.....	843	805	843	879	879	879	879
RESTRICTED.....	-	-	-	-	-	-	-
OTHER FUNDS	-	-	-	-	-	-	-
SUBCATEGORY TOTAL	\$ 435,626	\$ 440,987	\$ 469,200	\$ 470,323	\$ 471,398	\$ 472,136	\$ 472,875
PHARMACEUTICAL ASSISTANCE:							
GENERAL FUND.....	\$ -	\$ -	\$ -	\$ -	\$ -	\$ -	\$ -
MOTOR LICENSE FUND....	-	-	-	-	-	-	-
LOTTERY FUND	135,000	155,000	170,000	180,000	195,000	200,000	205,000
FEDERAL FUNDS	-	-	-	-	-	-	-
AUGMENTATIONS.....	-	-	-	-	-	-	-
RESTRICTED.....	-	-	-	-	-	-	-
OTHER FUNDS	11,388	4,573	2,905	2,891	2,931	3,369	13,588
SUBCATEGORY TOTAL	\$ 146,388	\$ 159,573	\$ 172,905	\$ 182,891	\$ 197,931	\$ 203,369	\$ 218,588
ALL PROGRAMS:							
GENERAL FUND.....	\$ -	\$ -	\$ -	\$ -	\$ -	\$ -	\$ -
MOTOR LICENSE FUND....	-	-	-	-	-	-	-
LOTTERY FUND	452,439	479,286	523,699	534,762	550,808	556,515	562,222
FEDERAL FUNDS	117,344	115,896	114,658	114,682	114,711	114,742	114,774
AUGMENTATIONS.....	843	805	843	879	879	879	879
RESTRICTED.....	-	-	-	-	-	-	-
OTHER FUNDS	11,388	4,573	2,905	2,891	2,931	3,369	13,588
DEPARTMENT TOTAL	\$ 582,014	\$ 600,560	\$ 642,105	\$ 653,214	\$ 669,329	\$ 675,505	\$ 691,463

Program: Community Services for Older Pennsylvanians

Goal: To enable older Pennsylvanians to maintain active and independent lives in their own homes or alternative community living arrangements.

The [Department of Aging](#) demonstrates the Commonwealth’s commitment to supporting older Pennsylvanians by providing an array of services to address the varying needs of individuals and assist with aging in place in their homes and communities.

Many older Pennsylvanians require only minimal support to function independently, therefore a basic service provided by a network of [Area Agencies on Aging \(AAA\)](#) is to inform individuals of available services. AAAs sponsor senior community centers throughout the Commonwealth that provide a full range of social, nutritional, recreational, and educational activities. The centers serve congregate meals at lunchtime to provide older Pennsylvanians a hot, nutritionally balanced meal. The agencies also arrange transportation services to allow older Pennsylvanians to visit a doctor, shop, or attend community center events. Job training services include helping older Pennsylvanians find unsubsidized private sector employment and offering job training and subsidized part-time community service employment.

The department and the AAA network develop and administer a comprehensive and coordinated system of home and community-based services for older Pennsylvanians. Home and community-based services promote independence and self-reliance and maximize opportunities for family and community involvement. The department provides person-centered counseling to all consumers to apprise them of available resources, supports, and choices in the continuum of care.

The Department of Aging conducts assessments of individuals to determine unmet needs and refers them to the appropriate program for services which provide assistance to develop individual, person-centered care plans in coordination with an extensive network of providers. The department, in cooperation with the AAA network, is responsible for providing services in a consistent and efficient manner. The department’s [OPTIONS](#) program of home and community-based services helps provide eligible consumers assistance in maintaining independence at the highest level of functioning in the community and helps delay the need for more costly care services. Priority services in OPTIONS include care management, in-home/home delivered meal service, personal care, and older adult daily living services. Persons with higher incomes share in the cost of OPTIONS services.

AAAs also administer the department’s [Caregiver Support Program](#), which focuses on the well-being of the caregiver and provides resources, assistance, and reimbursement for caregiving-related expenses to eligible individuals.

AAAs also provide [protective services](#) to older Pennsylvanians who are at imminent risk of abuse, neglect, exploitation, or abandonment. The department, through the AAAs, investigates reports of need and develops individualized plans to eliminate or mitigate the risks.

Program Recommendations:

This budget recommends the following changes: (Dollar Amounts in Thousands)

General Government Operations		Aging Our Way, PA	
\$ 583	—to continue current program.	\$ 11,730	—Initiative—to transform the infrastructure and
1,900	—Initiative—to provide education and support for		coordination of services for Pennsylvania’s older
	individuals in cognitive decline.		adults.
<hr/>			
\$ 2,483	<i>Appropriation Increase</i>		
PENNCARE			
\$ 10,000	—Initiative—to provide operational resources to AAA		
	network to meet increased service needs of older		
	adults.		
5,200	—Initiative—to provide expanded housing options for		
	older adults.		
<hr/>			
\$ 15,200	<i>Appropriation Increase</i>		

Program: Community Services for Older Pennsylvanians, continued

Appropriations within this Program:

(Dollar Amounts in Thousands)

	2022-23	2023-24	2024-25	2025-26	2026-27	2027-28	2028-29
	Actual	Available	Budget	Estimated	Estimated	Estimated	Estimated
LOTTERY FUND:							
General Government Operations	\$ 11,488	\$ 12,335	\$ 14,818	\$ 15,174	\$ 15,513	\$ 15,513	\$ 15,513
PENNCARE	282,848	287,848	303,048	303,755	304,462	305,169	305,876
Aging Our Way, PA...	-	-	11,730	11,730	11,730	11,730	11,730
Pre-Admission Assessment	8,750	8,750	8,750	8,750	8,750	8,750	8,750
Caregiver Support	12,103	12,103	12,103	12,103	12,103	12,103	12,103
Alzheimer's Outreach	250	250	250	250	250	250	250
Grants to Senior Centers	2,000	3,000	3,000	3,000	3,000	3,000	3,000
TOTAL LOTTERY FUND	\$ 317,439	\$ 324,286	\$ 353,699	\$ 354,762	\$ 355,808	\$ 356,515	\$ 357,222

Program Measures:

	2018-19	2019-20	2020-21	2021-22	2022-23	2023-24	2024-25
	Actual	Actual	Actual	Actual	Actual	Estimated	Estimated
Ensure that older Pennsylvanians who are in need of protective or ombudsman services are receiving those services.							
Reports of need	36,100	36,693	38,339	44,314	53,840	54,788	59,098
Percentage of investigative reports of need substantiated	33.4%	33.9%	37.8%	37.5%	35.0%	37.6%	38.2%
Percentage of facility complaints resolved to resident satisfaction by ombudsman	86%	83%	83%	65%	66%	68%	69%
Increase services and support for caregivers in the Caregiver Support Program and develop a tool to better assess caregiver needs across the Commonwealth.							
Families receiving caregiver support	4,380	4,000	4,805	5,072	5,008	5,351	5,584
Ensure the department's services, programs, and supports reach older Pennsylvanians who need them.							
Congregate meals served	105,210	102,850	54,893	64,045	71,787	80,469	88,916

Program: Pharmaceutical Assistance

Goal: To assist eligible older Pennsylvanians who experience difficulty meeting the cost of prescription drugs necessary to maintain healthy lives.

The [Pharmaceutical Assistance Contract for the Elderly \(PACE\)](#) program provides pharmaceutical assistance to qualified older Pennsylvanians age 65 and over with limited incomes.

The PACE program has two components - PACE and PACE Needs Enhancement Tier (PACENET). PACENET covers individuals with higher incomes. The program pays the Medicare premiums for Part D coverage for PACE and PACENET enrollees, but PACENET cardholders must pay the equivalent of their Part D monthly premiums along with their copays when they pick-up their medications at the pharmacy.

The program acts as the enrollees' representative and facilitates cardholder enrollment into the Extra Help/Low-Income Subsidy offering under Part D and collaborates with selected prescription drug plans to facilitate enrollment of PACE and PACENET cardholders into Part D. The program covers all medications requiring a prescription in the Commonwealth, as well as insulin, insulin syringes, and needles, unless a manufacturer does not participate in the Manufacturer's Rebate Program. It does not cover medications that can be purchased without a prescription.

The Department of Aging is responsible for ensuring compliance with the program requirements. In addition to careful review of eligibility, including income verification by matching with Pennsylvania income tax returns, the department conducts compliance audits of pharmacy providers to ensure compliance with policies and contract provisions, and has established both a prospective and a retrospective drug utilization review system to monitor and correct misuse of drug therapies.

The department also serves as the administrative and fiscal agent for other Commonwealth-sponsored drug reimbursement programs. It processes and adjudicates claims, conducts cardholder/provider enrollment and outreach, and collects drug rebates from pharmaceutical manufacturers.

PACE conducts benefit outreach and assistance for parolees identified by the Department of Corrections and the Board of Probation and Parole. The program assists in the administration of their pharmacy benefits including the coordination of benefits with PACE and participation in the federal 340B prescription program through Temple University Health Systems. The [PACE Application Center](#) and the [Pennsylvania Patient Assistance Clearinghouse](#) are available to assist all adult Pennsylvanians with the cost of prescription drugs by applying them for the pharmacy benefits, as well as other public and private health care benefits and social services, such as transportation, housing, and employment.

Program Recommendations:

This budget recommends the following changes: (Dollar Amounts in Thousands)

Transfer to Pharmaceutical Assistance Fund

\$ 15,000 —increase in Lottery Fund transfer needed to support the PACE program.

Appropriations within this Program:

(Dollar Amounts in Thousands)

	2022-23	2023-24	2024-25	2025-26	2026-27	2027-28	2028-29
	Actual	Available	Budget	Estimated	Estimated	Estimated	Estimated
LOTTERY FUND:							
Transfer to Pharmaceutical Assistance Fund	\$ 135,000	\$ 155,000	\$ 170,000	\$ 180,000	\$ 195,000	\$ 200,000	\$ 205,000

Program: Pharmaceutical Assistance, continued

Program Measures:

	2018-19	2019-20	2020-21	2021-22	2022-23	2023-24	2024-25
	Actual	Actual	Actual	Actual	Actual	Estimated	Estimated
Ensure that eligible older Pennsylvanians who need help in paying for medications are enrolled in PACE/PACENET.							
Older Pennsylvanians enrolled (average) in PACE..	75,351	70,312	61,934	55,616	49,703	44,420	39,698
Total prescriptions per year - PACE.....	1,745,129	1,429,657	1,178,720	1,042,800	868,481	722,778	602,022
Older Pennsylvanians enrolled (average) in PACENET.....	153,637	154,371	147,046	149,490	152,802	156,194	159,662
Total prescriptions per year - PACENET.....	3,779,470	3,398,782	3,043,557	2,969,712	3,004,508	3,118,385	3,236,703



AGRICULTURE

The mission of the Pennsylvania [Department of Agriculture](#) is to ensure a vibrant economy, a successful future for Pennsylvania agriculture, and to safeguard the public through:

- Targeted investments to grow opportunities and remove barriers;
- Protecting human, animal, environmental, and plant health through regulatory oversight;
- Promotion of and education about Pennsylvania's agriculture products and sectors; and
- Conserving farmland and natural resources for the prosperity of Pennsylvania.

Pennsylvania's farm families are the stewards of millions of acres of farmland. In total, production agriculture and agribusiness industries' contributions to Pennsylvania's economy make Pennsylvania farmers and agribusinesses the leading economic drivers in our state.

In addition to production agriculture, the industry also raises revenue and creates jobs through support services such as food processing, marketing, and transportation farm equipment.

Programs and Goals

Protection and Development of Agricultural Industries: To facilitate agriculture's continued economic vitality and assure the health and safety of consumers, animals, and plants while protecting the environment through agricultural stewardship of natural resources.

Horse Racing Regulation: To prevent consumer fraud in the racing industry.

Emergency Food Assistance: To distribute surplus and donated food through institutions and counties or designated lead agencies to individuals and families who are dependent or disadvantaged to support minimum standards of living and economic independence.

Summary by Fund and Appropriation

(Dollar Amounts in Thousands)

	2022-23	2023-24	2024-25
	ACTUAL	AVAILABLE	BUDGET
GENERAL FUND:			
General Government:			
General Government Operations	\$ 38,748	\$ 43,361	\$ 52,371
(F)Plant Pest Detection System	1,300	1,300	1,300
(F)Medicated Feed Mill Inspection	200	200	200
(F)National School Lunch Administration	1,700	1,700	1,700
(F)Emergency Food Assistance	11,500	11,500	11,500
(F)COVID-Resilient Food Systems Infrastructure Program (EA).....	-	26,537	-
(F)Pesticide Control	1,000	1,000	1,000
(F)Agricultural Risk Protection.....	1,000	1,000	1,000
(F)Commodity Supplemental Food.....	3,500	4,000	4,000
(F)Organic Cost Distribution.....	650	650	650
(F)Animal Disease Control	4,000	4,000	4,000
(F)Food Establishment Inspections	5,000	5,000	5,000
(F)Integrated Pest Management	250	250	250
(F)Avian Influenza Surveillance.....	50,000	25,000	25,000
(F)Scrapie Disease Control.....	60	60	60
(F)Foot and Mouth Disease Monitoring	150	150	150
(F)Innovative Nutrient and Sediment Reduction	750	5,000	5,000
(F)Animal Identification	2,000	2,000	2,000
(F)Specialty Crops	3,500	3,500	3,500
(F)Emerald Ash Borer Mitigation	800	800	800
(F)Farmland Protection	6,000	6,000	6,000
(F)Crop Insurance.....	2,000	2,000	2,000
(F)Spotted Lanternfly	12,000	12,000	12,000
(F)Animal Feed Regulatory Program.....	2,000	2,000	2,000
(F)Conservation Partnership Farmland Preservation.....	6,500	6,500	6,500
(F)Invasive Plant Suppression (EA)	-	33	-
(F)Chesapeake Bay Pollution Abatement (EA).....	1,780	300	-
(A)Lime Fees	27	23	23
(A)Commercial Feed Inspections	712	800	700
(A)Milk Plant Inspections.....	19	20	20
(A)Pesticide Regulation.....	488	550	475
(A)Training Rides and Attractions.....	35	25	25
(A)Apiary Registration and Fees	28	25	25
(A)Consumer Fireworks License	945	650	750
(A)Taxidermy Permit Registrations.....	94	100	100
(A)Vet Lab Diagnostic Fees	838	700	700

Summary by Fund and Appropriation

(Dollar Amounts in Thousands)

	2022-23 ACTUAL	2023-24 AVAILABLE	2024-25 BUDGET
(A)Domestic Animal Dealer License.....	59	65	65
(A)Food Site Inspection, License, and Registration Fees	19	20	20
(A)Certificates of Free Sale.....	113	115	115
(A)Interagency Services.....	258	400	390
(A)Departmental Services	- ^a	- ^a	- ^a
(A)Transfer from Environmental Stewardship Fund.....	- ^b	- ^b	- ^b
(R)Adult Use Cannabis-Operations.....	-	-	5,000
(R)Dog Law Administration	6,171	8,760	9,409
(R)Pesticide Regulation	4,024	5,745	6,191
(R)Agriculture Farm Operations	462	410	481
(R)Plant Pest Management.....	487	543	543
(R)Agronomic Regulatory Account.....	343	983	983
(R)Fruit and Vegetable Inspection and Grading	526	198	-
(R)Cervidae Livestock Operations.....	25	70	70
(R)National School Lunch	435	60	60
Subtotal	<u>\$ 172,496</u>	<u>\$ 186,103</u>	<u>\$ 174,126</u>
Agricultural Preparedness and Response.....	34,000	34,000	34,145
(R)Rapid Response Disaster Readiness	- ^c	- ^c	- ^c
Agricultural Excellence.....	3,050	3,300	3,300
Agricultural Business and Workforce Investment	4,500	4,800	10,400
(F)Community Mental Health Services (EA).....	-	39	-
(R)Agricultural Business Development Center Fund	- ^d	- ^d	- ^d
(R)Specialty Crop Block Grant Fund	- ^e	- ^e	- ^e
Farmers' Market Food Coupons.....	2,079	2,079	2,079
(F)Farmers' Market Food Coupons	3,500	4,000	4,000
(F)COVID-WIC Farmers' Market Nutrition (EA).....	-	101	-
(F)Senior Farmers' Market Nutrition	2,200	2,200	2,200
(F)COVID-Senior Farmers' Market Nutrition (EA).....	705	4,407	4,380
Agricultural Research	2,187	2,187	2,187
Agricultural Promotion, Education, and Exports	303	303	303
Agricultural Innovation Development	-	-	10,260
Hardwoods Research and Promotion	474	725	725
Subtotal - State Funds.....	\$ 85,341	\$ 90,755	\$ 115,770
Subtotal - Federal Funds.....	124,045	133,227	106,190
Subtotal - Augmentations.....	3,635	3,493	3,408
Subtotal - Restricted.....	<u>12,473</u>	<u>16,769</u>	<u>22,737</u>
Total - General Government.....	<u>\$ 225,494</u>	<u>\$ 244,244</u>	<u>\$ 248,105</u>

Summary by Fund and Appropriation

(Dollar Amounts in Thousands)

	2022-23 ACTUAL	2023-24 AVAILABLE	2024-25 BUDGET
Grants and Subsidies:			
Livestock and Consumer Health Protection	\$ 1,000	\$ 1,000	\$ 1,000
Animal Health and Diagnostic Commission	6,000	11,350	11,000
Livestock Show	215	215	215
Open Dairy Show	215	215	215
Youth Shows	169	169	169
State Food Purchase	24,688	26,688	20,188
(F)Local Food for Schools	-	6,808	2,000
(F)COVID-Local Food Purchase Assistance (EA)	15,200	14,725	-
PA Agricultural Surplus System	-	-	8,500
Senior Food Box	-	-	1,000
Food Marketing and Research	494	494	494
(F)Market Improvement	250	250	250
Fresh Food Financing Initiative	-	2,000	2,000
Transfer to Nutrient Management Fund	6,200	6,200	6,200
Transfer to Conservation District Fund	2,669	2,669	2,669
Transfer to Agricultural College Land Scrip Fund	57,710	57,710	60,596
Transfer to Farm Products Show Fund	5,000	5,000	5,000
PA Preferred Program Trademark Licensing	3,205	2,905	2,905
(R)PA Preferred Trademark Licensing Fund	- ^f	- ^f	- ^f
University of Pennsylvania-Veterinary Activities	31,660	-	31,660
University of Pennsylvania-Center for Infectious Disease	1,893	-	1,893
Subtotal - State Funds	\$ 141,118	\$ 116,615	\$ 155,704
Subtotal - Federal Funds	15,450	21,783	2,250
Total - Grants and Subsidies	\$ 156,568	\$ 138,398	\$ 157,954
STATE FUNDS	\$ 226,459	\$ 207,370	\$ 271,474
FEDERAL FUNDS	139,495	155,010	108,440
AUGMENTATIONS	3,635	3,493	3,408
RESTRICTED	12,473	16,769	22,737
GENERAL FUND TOTAL	\$ 382,062	\$ 382,642	\$ 406,059
<u>MOTOR LICENSE FUND:</u>			
General Government:			
Weights and Measures Administration	\$ 5,817	\$ 5,817	\$ 5,908
Grants and Subsidies:			
Dirt, Gravel, and Low Volume Roads	\$ 28,000	\$ 28,000	\$ 28,000
MOTOR LICENSE FUND TOTAL	\$ 33,817	\$ 33,817	\$ 33,908

Summary by Fund and Appropriation

(Dollar Amounts in Thousands)

2022-23 2023-24 2024-25
 ACTUAL AVAILABLE BUDGET

OTHER FUNDS:

AGRICULTURAL COLLEGE LAND SCRIP FUND:

(R)Agricultural Research Programs and Extension Services \$ - ^g \$ - ^g \$ - ^g

AGRICULTURAL CONSERVATION EASEMENT PURCHASE FUND:

Purchase of County Easements (EA) \$ 40,000 \$ 40,000 \$ 40,000

CLEAN STREAMS FUND:

SCC Agriculture Conservation Assistance Program (EA) \$ - \$ - \$ 8,159

(F)COVID-SFR SCC Agriculture Conservation Assistance Program 152,380 1,620 -

CLEAN STREAMS FUND TOTAL **\$ 152,380** **\$ 1,620** **\$ 8,159**

CONSERVATION DISTRICT FUND:

Conservation District Grants (EA) \$ 5,173 \$ 5,173 \$ 5,173

ENVIRONMENTAL STEWARDSHIP FUND:

Transfer to Agricultural Conservation Easement Program (EA)..... \$ 13,597 \$ 13,654 ^h \$ 13,940

FARM PRODUCTS SHOW FUND:

General Operations (EA)..... \$ 14,582 \$ 14,671 \$ 16,523

NUTRIENT MANAGEMENT FUND:

Planning, Loans, Grants, and Technical Assistance (EA)..... \$ 3,280 \$ 4,780 \$ 3,280

(F)COVID-SFR NM Planning, Grants, and Technical Assistance 18,176 544 -

Nutrient Management-Administration (EA) 1,381 1,463 1,909

NUTRIENT MANAGEMENT FUND TOTAL **\$ 22,837** **\$ 6,787** **\$ 5,189**

PA RACE HORSE DEVELOPMENT TRUST FUND:

(R)Animal Health and Diagnostic Commission \$ 5,350 \$ - \$ 5,350

(R)Payments to Pennsylvania Fairs 4,000 4,000 4,000

(R)Pennsylvania Veterinary Lab 5,309 5,309 5,309

PA RACE HORSE DEVELOPMENT TRUST FUND TOTAL **\$ 14,659** **\$ 9,309** **\$ 14,659**

STATE RACING FUND:

State Racing Commission \$ 7,555 \$ 6,825 \$ 7,680

Equine Toxicology and Research Laboratory 13,535 12,000 14,845

Horse Racing Promotion 2,261 1,983 2,195

(R)Sire Stakes Fund 10,855 9,539 8,889

(R)Breeders' Fund 20,145 15,000 15,000

(R)PA Standardbred Breeders Development Fund 5,874 7,600 7,600

STATE RACING FUND TOTAL **\$ 60,225** **\$ 52,947** **\$ 56,209**

Summary by Fund and Appropriation

(Dollar Amounts in Thousands)

	2022-23 ACTUAL	2023-24 AVAILABLE	2024-25 BUDGET
DEPARTMENT TOTAL - ALL FUNDS			
GENERAL FUND	\$ 226,459	\$ 207,370	\$ 271,474
MOTOR LICENSE FUND	33,817	33,817	33,908
LOTTERY FUND	-	-	-
FEDERAL FUNDS	139,495	155,010	108,440
AUGMENTATIONS	3,635	3,493	3,408
RESTRICTED	12,473	16,769	22,737
OTHER FUNDS	323,453	144,161	159,852
TOTAL ALL FUNDS	\$ 739,332	\$ 560,620	\$ 599,819

- ^a Not added to avoid double counting: 2022-23 Actual is \$5,904,800, 2023-24 Available is \$6,213,000, and 2024-25 Budget is \$0.
- ^b Not added to avoid double counting: 2022-23 Actual is \$339,925, 2023-24 Available is \$341,000, and 2024-25 Budget is \$349,000.
- ^c Transfer from Agricultural Preparedness and Response not added to avoid double counting. Rapid Response Disaster Readiness for 2022-23 Actual is \$13,706,008, 2023-24 Available is \$34,000,000, and 2024-25 Budget is \$34,145,000.
- ^d Transfer from Agricultural Business and Workforce Investment not added to avoid double counting. Agricultural Business Development Center Fund for 2022-23 Actual is \$1,979,602, 2023-24 Available is \$2,000,000, and 2024-25 Budget is \$7,600,000.
- ^e Transfer from Agricultural Business and Workforce Investment not added to avoid double counting. Specialty Crop Block Grant Fund for 2022-23 Actual is \$436,756, 2023-24 Available is \$500,000, and 2024-25 Budget is \$500,000.
- ^f Transfer from PA Preferred Program Trademark Licensing not added to avoid double counting. PA Preferred Trademark Licensing Fund for 2022-23 Actual is \$1,771,943, 2023-24 Available is \$2,905,000, and 2024-25 Budget is \$2,905,000.
- ^g General Fund transfer to Agricultural College Land Scrip Fund not added to avoid double counting. Agricultural Research Programs and Extension Services for 2022-23 Actual is \$57,710,000, 2023-24 Available is \$57,710,000, and 2024-25 Budget is \$60,596,000.
- ^h Includes recommended supplemental executive authorization of \$2,891,000.

Program Funding Summary

(Dollar Amounts in Thousands)

	2022-23	2023-24	2024-25	2025-26	2026-27	2027-28	2028-29
	Actual	Available	Budget	Estimated	Estimated	Estimated	Estimated
PROTECTION AND DEVELOPMENT OF AGRICULTURAL INDUSTRIES:							
GENERAL FUND.....	\$ 199,692	\$ 178,603	\$ 239,707	\$ 240,621	\$ 242,453	\$ 242,453	\$ 242,453
MOTOR LICENSE FUND....	33,817	33,817	33,908	33,908	33,908	33,908	33,908
LOTTERY FUND	-	-	-	-	-	-	-
FEDERAL FUNDS	100,080	73,672	73,300	73,300	73,300	73,300	73,300
AUGMENTATIONS.....	3,635	3,493	3,408	3,408	3,408	3,408	3,408
RESTRICTED	12,473	16,769	22,737	23,126	23,496	23,496	23,496
OTHER FUNDS	263,228	91,214	103,643	97,048	97,914	98,207	98,454
SUBCATEGORY TOTAL	\$ 612,925	\$ 397,568	\$ 476,703	\$ 471,411	\$ 474,479	\$ 474,772	\$ 475,019
HORSE RACING REGULATION:							
GENERAL FUND.....	\$ -	\$ -	\$ -	\$ -	\$ -	\$ -	\$ -
MOTOR LICENSE FUND....	-	-	-	-	-	-	-
LOTTERY FUND	-	-	-	-	-	-	-
FEDERAL FUNDS	-	-	-	-	-	-	-
AUGMENTATIONS.....	-	-	-	-	-	-	-
RESTRICTED	-	-	-	-	-	-	-
OTHER FUNDS	60,225	52,947	56,209	55,342	55,835	55,797	55,194
SUBCATEGORY TOTAL	\$ 60,225	\$ 52,947	\$ 56,209	\$ 55,342	\$ 55,835	\$ 55,797	\$ 55,194
EMERGENCY FOOD ASSISTANCE:							
GENERAL FUND.....	\$ 26,767	\$ 28,767	\$ 31,767	\$ 31,767	\$ 31,767	\$ 31,767	\$ 31,767
MOTOR LICENSE FUND....	-	-	-	-	-	-	-
LOTTERY FUND	-	-	-	-	-	-	-
FEDERAL FUNDS	39,415	81,338	35,140	28,760	28,760	28,760	28,760
AUGMENTATIONS.....	-	-	-	-	-	-	-
RESTRICTED	-	-	-	-	-	-	-
OTHER FUNDS	-	-	-	-	-	-	-
SUBCATEGORY TOTAL	\$ 66,182	\$ 110,105	\$ 66,907	\$ 60,527	\$ 60,527	\$ 60,527	\$ 60,527
ALL PROGRAMS:							
GENERAL FUND.....	\$ 226,459	\$ 207,370	\$ 271,474	\$ 272,388	\$ 274,220	\$ 274,220	\$ 274,220
MOTOR LICENSE FUND....	33,817	33,817	33,908	33,908	33,908	33,908	33,908
LOTTERY FUND	-	-	-	-	-	-	-
FEDERAL FUNDS	139,495	155,010	108,440	102,060	102,060	102,060	102,060
AUGMENTATIONS.....	3,635	3,493	3,408	3,408	3,408	3,408	3,408
RESTRICTED	12,473	16,769	22,737	23,126	23,496	23,496	23,496
OTHER FUNDS	323,453	144,161	159,852	152,390	153,749	154,004	153,648
DEPARTMENT TOTAL	\$ 739,332	\$ 560,620	\$ 599,819	\$ 587,280	\$ 590,841	\$ 591,096	\$ 590,740

Program: Protection and Development of Agricultural Industries

Goal: To facilitate agriculture's continued economic vitality and assure the health and safety of consumers, animals, and plants while protecting the environment through agricultural stewardship of natural resources.

The [Department of Agriculture](#) facilitates continued economic vitality of agricultural industries in the Commonwealth. The department assures the health and safety of consumers, plants, and animals, reflecting agriculture's core regulatory functions in such critical areas as food safety, animal health, amusement ride and fireworks safety, and protecting plants from invasive pests like the Spotted Lanternfly. The department also assures agricultural stewardship of natural resources, and reflects ongoing commitments to the preservation of land and improvements to the quality of soil and water essential to agriculture's continued success.

Increase Market Opportunities and Transition to More Profitable Enterprises

The department helps farmers, food processors, and other agribusinesses build awareness of Pennsylvania agricultural products and reach domestic and international markets and consumers. The [PA Preferred®](#) program offers marketing and promotional support for members who grow or process locally produced agricultural products.

The [PA Specialty Crops Grant](#) program supplements federal funding received from the United States Department of Agriculture. This program supports transition to organic production and processing and targets certain crops that are not eligible for the federal program, but are either important sectors in Pennsylvania agriculture, such as hardwoods, or appear to offer new market opportunities, such as hemp.

Finally, the Department of Agriculture continues to partner with the Department of Community and Economic Development (DCED), to allocate financing for the [Next Generation Farmer Loan](#) program, to certify beginning farmers for the [Beginning Farmer Realty Transfer Tax Exemption](#), and to assist farmers and processors with accessing DCED's affordable financing for small businesses.

Plan for Transition

The [Agricultural Business Development Center](#) builds technical assistance capacity and helps farmers find technical assistance providers who can help them with their business, financial, marketing, and other planning, including succession planning. Priority is placed on the farms that are in the [Farmland Preservation](#) program with easements requiring that the land stay in agricultural production in perpetuity.

Strengthen the Agricultural Workforce

The [Farm to School](#) program and the [Agriculture and Rural Youth](#) program aid youth exploring agricultural opportunities and careers. Both programs provide grants for individual projects.

Develop Additional Processing Capacity

The department's [Bureau of Food Safety and Laboratory Services](#) regulates the food processing sector to help ensure the safety of Pennsylvania's food supply.

Celebrating Agriculture

The Department of Agriculture also supports Pennsylvania's county and community fairs, and it operates the Pennsylvania Farm Show Complex and Exposition Center. The complex hosts the state's sponsored shows: the annual Pennsylvania Farm Show, the All-American Dairy Show, and the Keystone International Livestock Exposition. The department also distributes funding for fair-related activities to 4-H programs and Future Farmers of America chapters.

Protected and Educated Public and Industry

The department works to ensure public safety and protects consumers through its work to safeguard the food supply and the environment, assist low-income consumers with accessing nutritious foods, and assure the integrity of the horse and harness racing industries and weighing and measuring devices.

As part of the Department of Agriculture's work to preserve the integrity of Pennsylvania's food system, it inspects retail food facilities annually, making this information readily available to the public. The number of facilities the department must inspect has grown in recent years as municipalities eliminate local inspection programs, transferring responsibility to the department. The shift in inspection work has driven up the average number of inspections per inspector to well above federal recommendations.

Program: Protection and Development of Agricultural Industries, continued

The [PA Rapid Response Disaster Readiness Account](#) assists the department in acting quickly to respond to an outbreak of foodborne illness, foreign animal disease, or plant disease to limit the scope of any such emergency to the extent possible.

The Department of Agriculture also guards against potentially devastating invasive pests and diseases; oversees the sale, use, and handling of pesticides; and monitors seeds, feed, and fertilizer for safety and accurate labeling. Whether inspecting nurseries, surveying for Spotted Lanternfly populations, or regulating the cultivation of hemp, the department is ensuring the health of Pennsylvania's ecology and, in turn, its people.

The department also verifies the accuracy of meters and scales and inspects amusement rides. As with the number of food establishments, the number of weighing and measuring devices and attractions considered amusement rides continues to increase while fewer counties and municipalities support inspection programs. The Department of Agriculture is working to accommodate this shifting workload by partnering with certified professionals from the private sector to ensure the weights and volumes of products consumers purchase are accurate. In addition, the department has updated and enhanced their use of mobile technology to improve productivity and ensure more devices are inspected according to their compliance schedule.

The Department of Agriculture supports a comprehensive research and diagnostic laboratory system to protect against diseases, provide service to production agriculture operations, and maintain the integrity and safety of the food system. [Pennsylvania Animal Diagnostic Laboratory System \(PADLS\)](#) and the Animal Health and Diagnostic Commission work to detect, identify, contain, and eradicate livestock and poultry diseases. PADLS includes the Pennsylvania Veterinary Laboratory, which is part of a nationwide network of state and federal laboratories that provide rapid and accurate diagnostic services to clients, maintain a bio-secure environment, and offer state-of-the-art testing methods for surveillance and detection. Important partners include the Pennsylvania State University, as well as the University of Pennsylvania's School of Veterinary Medicine. The department also supports Penn State's Extension program through the Agricultural College Land Scrip Fund to share research with those in the field and the general public.

The Department of Agriculture also is responsible for ensuring the welfare of breeding dogs and puppies in commercial breeding kennels. The department regulates activities pertaining to dogs that are classified as dangerous and oversees annual licensure and rabies vaccinations for dogs.

Healthy, Sustainable Natural Resources

Pennsylvania leads the nation in number of farms and number of acres preserved. The department works to protect this land and future farms from the threat of development and to keep these operations in production agriculture.

The Department of Agriculture also maintains administrative responsibility for the [State Conservation Commission](#). Under the concurrent authority of the Pennsylvania Departments of Environmental Protection and Agriculture, the commission's primary mission is ensuring stewardship of Pennsylvania's natural resources, protecting and restoring the environment through soil and water conservation practices, working with county conservation districts that assist farmers with meeting nutrient and manure management requirements, and supporting rural communities as they prevent runoff through improved dirt, gravel, and low-volume roads.

The State Conservation Commission operates the [Resource Enhancement and Protection \(REAP\)](#) tax credit program as well as the [Agri-Link Program](#), which offers interest rate reductions on loans to implement best management practices (BMPs). The commission also administers the [Conservation Excellence Grant](#) program which offers financial and technical assistance for farmers to implement BMPs in accordance with their farm plan. BMPs offer dual benefits of improved water and soil quality and economic savings by reducing inputs and preserving valuable resources.

Program: Protection and Development of Agricultural Industries, continued

Program Recommendations:

This budget recommends the following changes: (Dollar Amounts in Thousands)

GENERAL FUND:			
General Government Operations			Animal Health and Diagnostic Commission
\$ 6,280	—to continue current program.	\$ (5,350)	—funding shift to Race Horse Development Fund.
130	—Initiative—to reduce food insecurity and increase access to healthy meals.	5,000	—Initiative—for increased testing capacity in western Pennsylvania.
235	—Initiative—to support development and growth in Pennsylvania’s dairy industry.	\$ (350)	<i>Appropriation Decrease</i>
510	—Initiative—to migrate department applications to cloud-based environment.	\$ 2,886	Transfer to Agricultural College Land Scrip Fund
655	—Initiative—to create a state program for agricultural seed certification and trade assistance.		—Initiative—to invest in higher education and improve programs related to agriculture.
1,200	—Initiative—for implementation of a new Laboratory Information Management System.	\$ 31,660	University of Pennsylvania-Veterinary Activities
\$ 9,010	<i>Appropriation Increase</i>		—to continue support for veterinary activities.
	Agricultural Preparedness and Response		University of Pennsylvania-Center for Infectious Disease
\$ 145	—Initiative—for agricultural pest detection using canines.	\$ 1,893	—to continue support for the Center for Infectious Disease.
	Agricultural Business and Workforce Investment		MOTOR LICENSE FUND:
\$ 5,600	—Initiative—to increase participation in the Dairy Margin Coverage Protection Program.	\$ 91	Weights and Measures Administration
	Agricultural Innovation Development		—to continue current program.
\$ 10,260	—Initiative—to support and attract innovative agricultural businesses, including energy and conservation.		

Appropriations within this Program:

(Dollar Amounts in Thousands)

	2022-23	2023-24	2024-25	2025-26	2026-27	2027-28	2028-29
	Actual	Available	Budget	Estimated	Estimated	Estimated	Estimated
GENERAL FUND:							
General Government Operations	\$ 38,748	\$ 43,361	\$ 52,371	\$ 53,285	\$ 54,617	\$ 54,617	\$ 54,617
Agricultural Preparedness and Response.....	34,000	34,000	34,145	34,145	34,145	34,145	34,145
Agricultural Excellence.....	3,050	3,300	3,300	3,300	3,300	3,300	3,300
Agricultural Business and Workforce Investment	4,500	4,800	10,400	10,400	10,400	10,400	10,400
Agricultural Research.....	2,187	2,187	2,187	2,187	2,187	2,187	2,187
Agricultural Promotion, Education, and Exports	303	303	303	303	303	303	303

Program: Protection and Development of Agricultural Industries, continued

Appropriations within this Program, continued:

(Dollar Amounts in Thousands)

	2022-23	2023-24	2024-25	2025-26	2026-27	2027-28	2028-29
	Actual	Available	Budget	Estimated	Estimated	Estimated	Estimated
Agricultural Innovation Development.....	-	-	10,260	10,260	10,260	10,260	10,260
Hardwoods Research and Promotion	474	725	725	725	725	725	725
Livestock and Consumer Health Protection	1,000	1,000	1,000	1,000	1,000	1,000	1,000
Animal Health and Diagnostic Commission.....	6,000	11,350	11,000	11,000	11,000	11,000	11,000
Livestock Show	215	215	215	215	215	215	215
Open Dairy Show.....	215	215	215	215	215	215	215
Youth Shows.....	169	169	169	169	169	169	169
Food Marketing and Research	494	494	494	494	494	494	494
Fresh Food Financing Initiative	-	2,000	2,000	2,000	2,000	2,000	2,000
Transfer to Nutrient Management Fund.....	6,200	6,200	6,200	6,200	6,700	6,700	6,700
Transfer to Conservation District Fund.....	2,669	2,669	2,669	2,669	2,669	2,669	2,669
Transfer to Agricultural College Land Scrip Fund.....	57,710	57,710	60,596	60,596	60,596	60,596	60,596
Transfer to Farm Products Show Fund.....	5,000	5,000	5,000	5,000	5,000	5,000	5,000
PA Preferred Program Trademark Licensing.....	3,205	2,905	2,905	2,905	2,905	2,905	2,905
University of Pennsylvania-Veterinary Activities.....	31,660	-	31,660	31,660	31,660	31,660	31,660
University of Pennsylvania-Center for Infectious Disease	1,893	-	1,893	1,893	1,893	1,893	1,893
TOTAL GENERAL FUND.....	\$ 199,692	\$ 178,603	\$ 239,707	\$ 240,621	\$ 242,453	\$ 242,453	\$ 242,453
MOTOR LICENSE FUND:							
Weights and Measures Administration	\$ 5,817	\$ 5,817	\$ 5,908	\$ 5,908	\$ 5,908	\$ 5,908	\$ 5,908
Dirt, Gravel, and Low Volume Roads	28,000	28,000	28,000	28,000	28,000	28,000	28,000
TOTAL MOTOR LICENSE FUND.....	\$ 33,817	\$ 33,817	\$ 33,908	\$ 33,908	\$ 33,908	\$ 33,908	\$ 33,908

Program: Protection and Development of Agricultural Industries, continued

Program Measures:

	2018-19	2019-20	2020-21	2021-22	2022-23	2023-24	2024-25
	Actual	Actual	Actual	Actual	Actual	Estimated	Estimated
Decrease threats to animal and human health in Pennsylvania through inspections and laboratory testing.							
Tests conducted by the Pennsylvania Animal Diagnostic Lab System to support access to markets (domestic and international) (in thousands).....	620	629	615	613	595	600	620
Annual percentage completion of required regulatory inspections conducted by the Bureau of Animal Health and Diagnostic Services.....	N/A	N/A	79%	80%	65%	80%	82%
Enforcing all dog-related laws and regulations to protect the public's health and safety.							
Percentage of dogs licensed compared to the estimated total dog population in Pennsylvania.....	47%	49%	43%	43%	41%	46%	46%
Reduce foodborne illness threats through more efficient inspections.							
Retail food facility inspections conducted annually to prevent foodborne illnesses	N/A	42,996	46,023	47,087	46,388	46,500	46,500
Retail food safety inspections conducted per food inspector	676	494	476	523	510	510	510
Decrease the risk to Pennsylvania consumers when engaging in commercial transactions.							
Percentage of weighing and measuring devices inspected within their approved time interval.....	52%	49%	65%	61%	64%	70%	72%
Preserve 200 farms (approx. 16,000 acres) annually.							
New farm acres protected	17,066	14,605	14,760	14,885	13,069	14,000	14,000
Decrease nutrient runoff and conserve Pennsylvania's natural resources through increased opportunities and incentives in addition to best management practices.							
Farm acres covered by approved Nutrient Management Plans (in thousands).....	457	240	242	248	265	270	275
Assure agricultural stewardship of natural resources.							
Best management practices implemented as a result of the Resource Enhancement and Protection program.....	476	725	645	650	839	1,350	2,220
Continue to grow Pennsylvania agriculture's international trade program by increasing opportunities for Pennsylvania farmers and agribusinesses to market their products overseas and by encouraging foreign companies to invest in Pennsylvania agriculture.							
Dollar value of Pennsylvania food and agricultural exports, excluding hardwoods (in millions), due to growth in the department's international trade related activities .	\$ 1,882	\$ 1,891	\$ 1,981	\$ 2,000	\$ 2,050	\$ 1,989	\$ 1,989
Facilitate introduction of industrial hemp as a viable food and fiber crop.							
Permits issued to grow hemp	324	510	426	275	215	220	250

Program: Protection and Development of Agricultural Industries, continued

Program Measures, continued:

	2018-19	2019-20	2020-21	2021-22	2022-23	2023-24	2024-25
	Actual	Actual	Actual	Actual	Actual	Estimated	Estimated
Ensure that local municipalities, private sector consultants, and service providers in the agricultural community have adequate training and accreditation tools to expand the pool of qualified individuals to support agricultural producers and local municipal officials in meeting environmental protection requirements.							
Trained and accredited agricultural consultants, agricultural support service personnel, and municipal staff.....	2,070	1,790	3,200	2,300	2,390	4,000	5,000
Training hours provided to accredited agricultural consultants, agricultural support service personnel, and municipal staff.....	19,550	11,972	12,424	12,824	13,100	18,000	20,000
Facilitate agriculture's continued economic vitality.							
Newly preserved farms with a transition, succession, or business plan.....	N/A	60	17	50	8	25	25
Percent increase in the number of certified or transitioning to certified organic operations	N/A	N/A	3%	4%	9%	10%	15%
Percent increase in the number of people participating as gardeners and/or volunteers in the funded programs.....	N/A	N/A	10%	12%	14%	16%	18%
Broaden workforce development and education opportunities.							
Youth events held at the Pennsylvania Farm Show Complex & Expo Center annually.....	13	8	-	8	10	11	12
Capitalize on branding and marketing opportunities.							
Percent increase in the number of members of the Farmer Veterans Coalition Homegrown By Heroes Program who become members of the PA Preferred® Homegrown By Heroes Program as a result of targeted outreach.....	N/A	62%	64%	75%	44%	25%	20%
Dollar value of the economic impact of the Pennsylvania Farm Show Complex & Expo Center (in millions)	\$ 300	\$ 250	\$ -	\$ 250	\$ 250	\$ 255	\$ 275

Program: Horse Racing Regulation

Goal: To prevent consumer fraud in the racing industry.

The department maintains administrative responsibilities for the [State Horse Racing Commission](#), making it responsible for the integrity of horse racing in Pennsylvania. Emphasis is placed on protecting those engaged in equine racing and those who wager on it. The commission supports the [Pennsylvania Equine Toxicology and Research Laboratory \(PETRL\)](#) to ensure legitimacy of race results with both testing of samples from each race and out-of-competition testing.

This lab performs equine blood and urine testing to ensure that no foreign, performance-enhancing substances have been introduced to racehorses which would undermine the integrity and legitimacy of results. PETRL also engages in cutting edge research to identify new substances that could adversely affect the legitimacy of live horse races in Pennsylvania.

Program Recommendations:

This budget recommends the following changes: (Dollar Amounts in Thousands)

	State Racing Commission		Horse Racing Promotion
\$ 855	—to continue current program.	\$ 212	—to continue current program.
	Equine Toxicology and Research Laboratory		
\$ 2,845	—to continue current program.		

Appropriations within this Program:

	(Dollar Amounts in Thousands)						
	2022-23	2023-24	2024-25	2025-26	2026-27	2027-28	2028-29
	Actual	Available	Budget	Estimated	Estimated	Estimated	Estimated
STATE RACING FUND:							
State Racing Commission.....	\$ 7,555	\$ 6,825	\$ 7,680	\$ 7,887	\$ 8,085	\$ 8,085	\$ 8,085
Equine Toxicology and Research Laboratory.....	13,535	12,000	14,845	15,246	15,627	15,627	15,627
Horse Racing Promotion.....	2,261	1,983	2,195	2,182	2,171	2,159	2,154
(R)Sire Stakes Fund.....	10,855	9,539	8,889	7,427	7,352	7,326	7,291
(R)Breeders' Fund.....	20,145	15,000	15,000	15,000	15,000	15,000	15,000
(R)PA Standardbred Breeders Development Fund.....	5,874	7,600	7,600	7,600	7,600	7,600	7,037
TOTAL STATE RACING FUND	\$ 60,225	\$ 52,947	\$ 56,209	\$ 55,342	\$ 55,835	\$ 55,797	\$ 55,194

Program: Emergency Food Assistance

Goal: To distribute surplus and donated food through institutions and counties or designated lead agencies to individuals and families who are dependent or disadvantaged to support minimum standards of living and economic independence.

Protecting public health includes ensuring adequate nutrition to low-income consumers at risk of hunger. The Department of Agriculture administers federal and state programs that provide more Pennsylvanians with ready [access to healthy and nutritious foods](#). The department works to ensure that the [State Food Purchase](#) program, [The Emergency Food Assistance](#) program, and the [Farmers Market Nutrition](#) programs (FMNPs) reach eligible residents and the programs function efficiently and effectively. Since 2015, the Department of Agriculture has managed the [Pennsylvania Agricultural Surplus System \(PASS\)](#), an innovative program that connects the state’s farmers and food manufacturers with the charitable food system, focusing on increasing the number of farms contributing food to the system and ensuring that food goes to serve each county of the Commonwealth. With some Pennsylvanians considered food insecure, these programs are vital in helping to move food from the farm to the dinner table.

Program Recommendations:

This budget recommends the following changes: (Dollar Amounts in Thousands)

State Food Purchase		PA Agricultural Surplus System	
\$ (8,500)	—funding shift to Pennsylvania Agricultural Surplus System and Senior Food Box Program.	\$ 7,500	—funding shift from State Food Purchase Program.
		1,000	—Initiative—to reduce food insecurity and increase access to healthy meals.
2,000	—Initiative—to reduce food insecurity and increase access to healthy meals.	<u> </u>	<i>Appropriation Increase</i>
<u> </u>		\$ 8,500	
\$ (6,500)	<i>Appropriation Decrease</i>		
			Senior Food Box
		\$ 1,000	—funding shift from State Food Purchase Program.

Appropriations within this Program:

(Dollar Amounts in Thousands)

	2022-23	2023-24	2024-25	2025-26	2026-27	2027-28	2028-29
	Actual	Available	Budget	Estimated	Estimated	Estimated	Estimated
GENERAL FUND:							
Farmers' Market Food Coupons	\$ 2,079	\$ 2,079	\$ 2,079	\$ 2,079	\$ 2,079	\$ 2,079	\$ 2,079
State Food Purchase	24,688	26,688	20,188	20,188	20,188	20,188	20,188
PA Agricultural Surplus System.....	-	-	8,500	8,500	8,500	8,500	8,500
Senior Food Box	-	-	1,000	1,000	1,000	1,000	1,000
TOTAL GENERAL FUND.....	<u>\$ 26,767</u>	<u>\$ 28,767</u>	<u>\$ 31,767</u>	<u>\$ 31,767</u>	<u>\$ 31,767</u>	<u>\$ 31,767</u>	<u>\$ 31,767</u>

Program: Emergency Food Assistance, continued

Program Measures:

	2018-19	2019-20	2020-21	2021-22	2022-23	2023-24	2024-25
	Actual	Actual	Actual	Actual	Actual	Estimated	Estimated
Providing all Pennsylvanians with access to healthy, nutritious food, which will improve their well-being, health, and independence.							
Pounds of food distributed annually through the Pennsylvania Agricultural Surplus System (in millions).....	2.7	2.3	8.2	2.5	4.2	5.1	5.1
Dollar value of Senior Farmers Market Nutrition Program vouchers redeemed (in millions).....	\$ 2.6	\$ 2.5	\$ 2.4	\$ 2.4	\$ 2.5	\$ 4.5	\$ 4.5
Dollar value of Women, Infants, and Children Farmers Market Nutrition Program vouchers redeemed (in millions).....	\$ 1.3	\$ 1.2	\$ 0.9	\$ 0.9	\$ 1.0	\$ 1.8	\$ 1.8
Capitalize on branding and marketing opportunities.							
Producers from whom product is sourced annually for the Pennsylvania Agricultural Surplus System.....	127	140	164	183	214	240	265



BANKING AND SECURITIES

The mission of the [Department of Banking and Securities](#) is to regulate financial services and work to ensure consumers and businesses are well-informed about the marketplace.

Programs and Goals

Financial Services Industry Regulation: To preserve and protect the integrity of the financial services marketplace and promote public confidence in the Commonwealth's financial services.

Summary by Fund and Appropriation

(Dollar Amounts in Thousands)

	2022-23 ACTUAL	2023-24 AVAILABLE	2024-25 BUDGET
--	-------------------	----------------------	-------------------

GENERAL FUND:

General Government:

(R)Securities Operations (EA).....	\$ 8,882	\$ 9,290	\$ 9,900
------------------------------------	----------	----------	----------

OTHER FUNDS:

BANKING TRUST FUND:

General Government Operations	\$ 23,413	\$ 23,532	\$ 26,343
Transfer to Institution Resolution Account (EA).....	5,000	5,000	5,000

BANKING TRUST FUND TOTAL.....	\$ 28,413	\$ 28,532	\$ 31,343
--------------------------------------	------------------	------------------	------------------

DEPARTMENT TOTAL - ALL FUNDS

GENERAL FUND	\$ -	\$ -	\$ -
MOTOR LICENSE FUND.....	-	-	-
LOTTERY FUND.....	-	-	-
FEDERAL FUNDS	-	-	-
AUGMENTATIONS.....	-	-	-
RESTRICTED	8,882	9,290	9,900
OTHER FUNDS	28,413	28,532	31,343
TOTAL ALL FUNDS	\$ 37,295	\$ 37,822	\$ 41,243

Program Funding Summary

(Dollar Amounts in Thousands)

	2022-23 Actual	2023-24 Available	2024-25 Budget	2025-26 Estimated	2026-27 Estimated	2027-28 Estimated	2028-29 Estimated
--	-------------------	----------------------	-------------------	----------------------	----------------------	----------------------	----------------------

FINANCIAL SERVICES INDUSTRY REGULATION:

GENERAL FUND.....	\$ -	\$ -	\$ -	\$ -	\$ -	\$ -	\$ -
MOTOR LICENSE FUND....	-	-	-	-	-	-	-
LOTTERY FUND	-	-	-	-	-	-	-
FEDERAL FUNDS	-	-	-	-	-	-	-
AUGMENTATIONS.....	-	-	-	-	-	-	-
RESTRICTED	8,882	9,290	9,900	10,167	10,421	10,421	10,421
OTHER FUNDS	28,413	28,532	31,343	32,054	32,731	32,731	32,731
DEPARTMENT TOTAL.....	\$ 37,295	\$ 37,822	\$ 41,243	\$ 42,221	\$ 43,152	\$ 43,152	\$ 43,152

Program: Financial Services Industry Regulation

Goal: To preserve and protect the integrity of the financial services marketplace and promote public confidence in the Commonwealth's financial services.

The [Department of Banking and Securities](#) works to preserve and promote public confidence in the Commonwealth's financial services industries by ensuring an economically sound and competitive system of depository financial institutions, non-depository financial services institutions, and securities entities. The agency seeks to protect consumers in the financial marketplace and investors engaged in securities transactions. The department is funded solely by assessments, fees, licenses, fines, and penalties paid by entities under its jurisdiction. It is accredited by the Conference of State Bank Supervisors, the American Association of Residential Mortgage Regulators, and the National Association of State Credit Union Supervisors.

The department works to preserve and protect the integrity of the financial services marketplace and promote public confidence in the Commonwealth's financial services through its oversight of:

- [Depository institutions](#) such as state-chartered banks, credit unions, and independent trust companies;
- [Non-depository institutions](#) including residential mortgage lenders, brokers and originators, check cashers, consumer discount companies, auto sales finance companies, pawnbrokers, debt management companies, debt settlement companies, and money transmitters; and
- [Securities-related business](#) in the state by broker-dealers, broker-dealer agents, investment advisers, investment adviser representatives, and investment adviser notice filers.

Program Recommendations:

This budget recommends the following changes: (Dollar Amounts in Thousands)

GENERAL FUND:	BANKING TRUST FUND:
(R)Securities Operations (EA)	General Government Operations
\$ 610 —to continue current program.	\$ 2,811 —to continue current program.

Appropriations within this Program:

	(Dollar Amounts in Thousands)						
	2022-23	2023-24	2024-25	2025-26	2026-27	2027-28	2028-29
	Actual	Available	Budget	Estimated	Estimated	Estimated	Estimated
GENERAL FUND:							
(R)Securities Operations (EA)	\$ 8,882	\$ 9,290	\$ 9,900	\$ 10,167	\$ 10,421	\$ 10,421	\$ 10,421
BANKING TRUST FUND:							
General Government Operations	\$ 23,413	\$ 23,532	\$ 26,343	\$ 27,054	\$ 27,731	\$ 27,731	\$ 27,731
Transfer to Institution Resolution Account (EA)	5,000	5,000	5,000	5,000	5,000	5,000	5,000
TOTAL BANKING TRUST FUND	\$ 28,413	\$ 28,532	\$ 31,343	\$ 32,054	\$ 32,731	\$ 32,731	\$ 32,731

Program: Financial Services Industry Regulation, continued

Program Measures:

	2018-19	2019-20	2020-21	2021-22	2022-23	2023-24	2024-25
	Actual	Actual	Actual	Actual	Actual	Estimated	Estimated
Complete independent depository examinations in a timely manner.							
Average days for turnaround of independent depository institution examinations.....	31	25	23	27	26	30	28
Develop highly skilled workforce.							
Percentage of eligible depository and non-depository examiners with the highest certification available for their level of experience.....	100.0%	98.3%	100.0%	100.0%	99.0%	90.0%	92.0%
Examine non-depository licensees on a regular basis.							
Percentage of all non-depository licensees examined.....	24.0%	24.0%	25.1%	24.6%	23.4%	20.0%	20.0%
Examine Securities Investment Adviser registrants on an annual basis.							
Percentage of Securities Investment Adviser registrants examined on an annual basis.....	18.0%	16.8%	23.0%	15.4%	15.5%	20.0%	20.0%
Respond to consumer complaints in a timely and fair manner.							
Average days to respond to consumer complaints.....	4	4	4	2	3	10	8



COMMUNITY AND ECONOMIC DEVELOPMENT

The mission of the [Department of Community and Economic Development \(DCED\)](#) is to ensure Pennsylvania is a premier state to do business, adopt and innovate the next generation of breakthroughs in a diverse mix of industry clusters, cultivate a resilient economy, and invest in people and communities to build a stronger Pennsylvania that works for all the residents, workers, businesses, and entrepreneurs that call our Commonwealth home.

Programs and Goals

Job Creation, Workforce Training, Business Growth, and Attraction: To reignite Pennsylvania's economy by investing the resources needed to attract and retain businesses, support expansion efforts, and position the Commonwealth as a national leader in economic development.

Pennsylvania Innovation Economy: To capitalize on our leadership in research and development by creating access to capital and technical assistance for entrepreneurs to commercialize new and emerging innovations. This commercial activity provides job growth in key sectors such as Life Sciences, Robotics and Technology, Agriculture, Manufacturing, and Energy, all while strengthening the resilience and interconnectivity of our supply chains and deepening cross-sector collaboration across the Commonwealth.

Pennsylvania Worldwide: To leverage Pennsylvania's international business connections — managed and facilitated by DCED — to increase exports sales in markets around the world and bring more foreign investment into the Commonwealth. These efforts will create more jobs in Pennsylvania and enable economic growth.

Pennsylvania Assets: To launch new business and tourism brands and marketing campaigns to build Pennsylvania's image as a destination to visit, a place to grow a business, a community to call home, and a state to feel proud of thanks to a strong quality of work and life.

Pennsylvania Communities: To champion and promote all Pennsylvania regions by supporting tailored, flexible regional strategies, investing in downtowns and main streets, and building local leadership capacity to make Pennsylvania a top state to live, work, play, and innovate and hence achieve equitable regional growth while increasing job creation, wages, and labor force participation across the Commonwealth.

Community and Economic Development

Summary by Fund and Appropriation

(Dollar Amounts in Thousands)

2022-23 2023-24 2024-25
 ACTUAL AVAILABLE BUDGET

GENERAL FUND:

General Government:

General Government Operations	\$ 30,747	\$ 32,544	\$ 31,014
(F)DOE-Weatherization Administration	6,000	6,000	6,000
(F)IIJA-DOE-Weatherization Administration	2,791	5,500	5,500
(F)SCDBG-Administration	4,000	4,000	4,000
(F)SCDBG-Disaster Recovery Administration	1,500	1,500	2,500
(F)SCDBG-Neighborhood Stabilization Administration	800	800	800
(F)SCDBG/HUD Special Projects	2,000	2,000	2,000
(F)COVID-CDBG Administration (EA)	1,356	3,633	-
(F)CSBG-Administration	1,607	1,607	1,607
(F)COVID-CSBG Administration (EA)	24	-	-
(F)LIHEABG-Administration	1,500	2,000	2,000
(F)COVID-LIHEAP Administration (EA)	252	-	-
(F)EMG Solutions Administration	1,000	1,000	1,000
(F)COVID-ESG Administration (EA)	252	50	-
(F)Economic Adjustment Assistance	5,000	5,000	-
(F)ARC-Technical Assistance	1,000	1,000	1,000
(F)Continuum of Care Planning Grant	2,000	2,000	2,000
(F)Federal Grant Initiatives	10,000	10,000	30,000
(F)ARC-Area Development	6,000	6,000	15,000
(F)Recovery Housing Administration	1,000	1,000	1,000
(F)PRO Housing	-	-	20,000
(A)Commonwealth Financing Authority	4,685	4,600	4,600
(A)Pennsylvania Industrial Development Authority	1,619	1,550	1,550
(A)Pennsylvania Economic Development Financing Authority	756	700	700
(A)Governmental Transfers	4	5	5
(A)Local Match	99	80	80
(A)Community Development Bank	64	55	55
(A)Application Fees	-	60	60
Subtotal	<u>\$ 86,056</u>	<u>\$ 92,684</u>	<u>\$ 132,471</u>
(R)Small Business Advocate-Utilities	1,825	2,126	2,262
Center for Local Government Services	4,424	4,735	5,320
(A)Reimbursements	5	5	5
Office of Open Records	3,627	3,895	4,592
Office of International Business Development	5,969	7,173	7,173
(F)SBA State Trade and Export Promotion	1,500	1,500	1,500
Marketing to Attract Tourists	29,965	31,365	19,437
(A)Travel Advertisements	60	60	60

Community and Economic Development

Summary by Fund and Appropriation

(Dollar Amounts in Thousands)

	2022-23 ACTUAL	2023-24 AVAILABLE	2024-25 BUDGET
(A)Film Tax Credit App.....	71	-	-
(R)Marketing to Attract Tourists	5,000	7,000	10,000
Marketing to Attract Business	2,016	2,064	5,084
(A)Non COPA Reimbursements.....	6	15	15
Base Realignment and Closure.....	556	556	667
Subtotal - State Funds.....	\$ 77,304	\$ 82,332	\$ 73,287
Subtotal - Federal Funds.....	49,582	54,590	95,907
Subtotal - Augmentations.....	7,369	7,130	7,130
Subtotal - Restricted.....	6,825	9,126	12,262
Total - General Government.....	\$ 141,080	\$ 153,178	\$ 188,586
Grants and Subsidies:			
Transfer to Municipalities Financial Recovery Revolving Fund.....	\$ 4,500	\$ 5,500	\$ 14,300
Transfer to Ben Franklin Tech. Development Authority Fund.....	17,000	17,000	17,000
PA Innovation	-	-	20,000
Invent Penn State	2,350	-	-
Intergovernmental Cooperation Authority-3rd Class Cities	100	100	100
Pennsylvania First.....	20,000	33,000	42,000
Regional Economic Competitiveness Challenge	-	-	3,500
Municipal Assistance Program	546	2,000	2,000
Keystone Communities.....	36,970	37,666	-
Main Street Matters	-	-	25,000
(F)Community Services Block Grant	50,000	50,000	50,000
(F)LIHEABG-Weatherization Program	48,000	60,000	60,000
(F)DOE-Weatherization.....	26,000	26,000	26,000
(F)IJA-DOE-Weatherization Program.....	47,209	80,000	80,000
(F)IJA-CWTP-Weatherization Assistance Program (EA)	-	-	800
(F)SCDBG-Disaster Recovery Grant.....	56,000	56,000	70,000
(F)SCDBG-Neighborhood Stabilization Program.....	5,000	5,000	5,000
(F)SCDBG Program.....	6,000	6,000	6,000
(F)EMG Solutions Program.....	12,000	12,000	12,000
(F)ARC-Construction-RSBA Program	20,000	20,000	40,000
(F)EDA Power Grant.....	3,000	-	-
(F)Recovery Housing Program.....	5,000	5,000	5,000
(F)COVID-State Small Business Credit Initiative (EA)	1,441	1,000	-
(F)COVID-Broadband Capital Projects.....	275,794	3,000	-
(F)COVID-SFR Pandemic Response	1,050	-	-
(F)COVID-SFR Whole Home Repairs Program.....	121,000	4,000	-
(F)COVID-SFR Transfer to CFA/Cultural Museum Preservation	15,000	-	-
(F)COVID-SFR Low-Income Home Energy Assistance Program.....	3,750	-	-
(F)IJA-Broadband Equity, Access, and Deployment.....	100,000	330,000	1,000,000 ^a
(F)IJA-State Digital Equity Capacity	1,605	14,438	40,000 ^a

Community and Economic Development

Summary by Fund and Appropriation

(Dollar Amounts in Thousands)

	2022-23 ACTUAL	2023-24 AVAILABLE	2024-25 BUDGET
(F)IJA-EPA Brownfields Revolving Loan Fund	-	-	10,000
(F)IRA-Industrial Decarbonization	-	10,000	10,000
(R)Election Integrity	44,338	45,662	45,000
Appalachian Regional Commission	-	750 ^b	750 ^b
Partnerships for Regional Economic Performance.....	10,880	10,880	10,880
Manufacturing PA.....	12,000	13,000	13,000
Strategic Management Planning Program.....	2,367	3,617	3,617
Tourism-Accredited Zoos	1,000	1,000	1,000
Infrastructure Technology Assistance Program	2,500	2,500	2,500
Super Computer Center.....	500	500	500
Powdered Metals	100	100	100
Rural Leadership Training	100	100	100
Infrastructure and Facilities Improvement Grants	10,000	10,000	10,000
Public Television Technology	-	-	875
America250PA	-	2,500	2,500
Food Access Initiative.....	1,000	1,000	1,000
Local Government Emergency Housing Support	-	-	5,000
Community and Economic Assistance.....	66,735	81,408	-
Workforce Development	5,000	8,000	-
Historically Disadvantaged Business Assistance.....	-	20,000	20,000
(F)COVID-SFR Historically Disadvantaged Business Assistance	20,000	-	-
Foundations in Industry.....	-	3,000	5,000
Local Municipal Relief.....	45,850	45,050	-
PA SITES Debt Service	-	-	15,404
Hospital and Health System Emergency Relief.....	-	50,000	-
Whole Home Repairs.....	-	50,000 ^c	50,000
(F)COVID-SFR Development Cost Relief (PHFA).....	150,000	-	-
(F)COVID-SFR Affordable Housing Construction (PHFA)	100,000	-	-
(R)Industrial Sites Environmental Assessment Fund	308	3,000	3,000
(R)Industrialized Housing.....	390	450	450
Subtotal - State Funds.....	\$ 239,498	\$ 398,671	\$ 266,126
Subtotal - Federal Funds.....	1,067,849	682,438	1,414,800
Subtotal - Restricted.....	45,036	49,112	48,450
Total - Grants and Subsidies.....	\$ 1,352,383	\$ 1,130,221	\$ 1,729,376
STATE FUNDS	\$ 316,802	\$ 481,003	\$ 339,413
FEDERAL FUNDS	1,117,431	737,028	1,510,707
AUGMENTATIONS	7,369	7,130	7,130
RESTRICTED	51,861	58,238	60,712
GENERAL FUND TOTAL.....	\$ 1,493,463	\$ 1,283,399	\$ 1,917,962

Community and Economic Development

Summary by Fund and Appropriation

(Dollar Amounts in Thousands)

2022-23 2023-24 2024-25
ACTUAL AVAILABLE BUDGET

MOTOR LICENSE FUND:

General Government:

Appalachian Regional Commission \$ 750 \$ - ^b \$ - ^b

OTHER FUNDS:

BEN FRANKLIN TECHNOLOGY DEVELOPMENT AUTHORITY FUND:

Ben Franklin Technology \$ 37,500 \$ 17,500 ^d \$ 17,500 ^d

HOME INVESTMENT TRUST FUND:

(F)Affordable Housing Act Administration..... \$ 4,000 \$ 4,000 \$ 4,000

(F)COVID-HOME Investment Partnership Non-Entitlement (EA)..... 1,316 21,550 -

HOME INVESTMENT TRUST FUND TOTAL **\$ 5,316 \$ 25,550 \$ 4,000**

INDUSTRIAL SITES CLEANUP FUND:

Industrial Sites Cleanup-Administration (EA)..... \$ 314 \$ 314 \$ 314

Industrial Sites Cleanup-Projects (EA) 5,500 5,500 5,500

INDUSTRIAL SITES CLEANUP FUND TOTAL **\$ 5,814 \$ 5,814 \$ 5,814**

LOCAL GOVERNMENT CAPITAL PROJECT LOAN FUND:

Local Government Capital Project Loans (EA) \$ 1,000 \$ 1,000 \$ 1,000

MACHINERY AND EQUIPMENT LOAN FUND:

General Operations (EA)..... \$ 778 \$ 778 \$ 778

Machinery and Equipment Loans (EA)..... 11,000 11,000 11,000

MACHINERY AND EQUIPMENT LOAN FUND TOTAL **\$ 11,778 \$ 11,778 \$ 11,778**

MINORITY BUSINESS DEVELOPMENT FUND:

General Operations (EA)..... \$ 340 \$ 350 \$ 350

Minority Business Development Loans (EA)..... 1,000 1,000 1,000

MINORITY BUSINESS DEVELOPMENT FUND TOTAL **\$ 1,340 \$ 1,350 \$ 1,350**

MUNICIPALITIES FINANCIAL RECOVERY REVOLVING AID FUND:

Distressed Community Assistance (EA)..... \$ 12,100 \$ 11,100 \$ 11,100

SMALL BUSINESS FIRST FUND:

Administration (EA)..... \$ 1,958 \$ 1,958 \$ 1,958

Loans (EA)..... 15,000 20,000 20,000

Community Economic Development Loans (EA)..... 3,000 3,000 3,000

SMALL BUSINESS FIRST FUND TOTAL **\$ 19,958 \$ 24,958 \$ 24,958**

TOBACCO SETTLEMENT FUND:

Life Sciences Greenhouses \$ 3,000 \$ 3,000 \$ 3,000

WORKERS' COMPENSATION ADMINISTRATION FUND:

(R)Small Business Advocate-Workers' Compensation \$ 350 \$ 550 \$ 550

Community and Economic Development

Summary by Fund and Appropriation

(Dollar Amounts in Thousands)

	2022-23 ACTUAL	2023-24 AVAILABLE	2024-25 BUDGET
DEPARTMENT TOTAL - ALL FUNDS			
GENERAL FUND	\$ 316,802	\$ 481,003	\$ 339,413
MOTOR LICENSE FUND	750	-	-
LOTTERY FUND	-	-	-
FEDERAL FUNDS	1,117,431	737,028	1,510,707
AUGMENTATIONS	7,369	7,130	7,130
RESTRICTED	51,861	58,238	60,712
OTHER FUNDS	98,156	102,600	81,050
TOTAL ALL FUNDS	\$ 1,592,369	\$ 1,385,999	\$ 1,999,012

^a Estimate based on current federal guidance. Official allocations for additional funding pending.

^b Appalachian Regional Commission funding moved from the Motor License Fund to the General Fund.

^c The 2023-24 appropriation for Whole Home Repairs was lapsed during the fiscal year.

^d This budget proposal reflects a change in the administrative allowance of the appropriation to 6 percent.

Community and Economic Development

Program Funding Summary

(Dollar Amounts in Thousands)

	2022-23 Actual	2023-24 Available	2024-25 Budget	2025-26 Estimated	2026-27 Estimated	2027-28 Estimated	2028-29 Estimated
JOB CREATION, WORKFORCE TRAINING, BUSINESS GROWTH, AND ATTRACTION:							
GENERAL FUND.....	\$ 69,374	\$ 90,439	\$ 111,510	\$ 142,296	\$ 143,206	\$ 143,210	\$ 143,210
MOTOR LICENSE FUND....	-	-	-	-	-	-	-
LOTTERY FUND	-	-	-	-	-	-	-
FEDERAL FUNDS	394,082	379,090	1,090,407	1,090,407	495,407	489,907	84,907
AUGMENTATIONS.....	7,227	7,050	7,050	7,050	7,050	7,050	7,050
RESTRICTED.....	2,133	5,126	5,262	5,323	5,381	5,381	5,381
OTHER FUNDS	39,240	44,450	44,450	44,465	44,479	44,479	44,479
SUBCATEGORY TOTAL	\$ 512,056	\$ 526,155	\$ 1,258,679	\$ 1,289,541	\$ 695,523	\$ 690,027	\$ 285,027
PENNSYLVANIA INNOVATION ECONOMY:							
GENERAL FUND.....	\$ 45,330	\$ 43,980	\$ 64,855	\$ 64,855	\$ 64,855	\$ 64,855	\$ 64,855
MOTOR LICENSE FUND....	-	-	-	-	-	-	-
LOTTERY FUND	-	-	-	-	-	-	-
FEDERAL FUNDS	1,500	1,500	1,500	1,500	1,500	1,500	1,500
AUGMENTATIONS.....	-	-	-	-	-	-	-
RESTRICTED.....	-	-	-	-	-	-	-
OTHER FUNDS	40,500	20,500	20,500	20,500	20,500	20,500	20,500
SUBCATEGORY TOTAL	\$ 87,330	\$ 65,980	\$ 86,855	\$ 86,855	\$ 86,855	\$ 86,855	\$ 86,855
PENNSYLVANIA WORLDWIDE:							
GENERAL FUND.....	\$ 5,969	\$ 7,173	\$ 7,173	\$ 7,367	\$ 7,551	\$ 7,551	\$ 7,551
MOTOR LICENSE FUND....	-	-	-	-	-	-	-
LOTTERY FUND	-	-	-	-	-	-	-
FEDERAL FUNDS	-	-	-	-	-	-	-
AUGMENTATIONS.....	-	-	-	-	-	-	-
RESTRICTED.....	-	-	-	-	-	-	-
OTHER FUNDS	-	-	-	-	-	-	-
SUBCATEGORY TOTAL	\$ 5,969	\$ 7,173	\$ 7,173	\$ 7,367	\$ 7,551	\$ 7,551	\$ 7,551
PENNSYLVANIA ASSETS:							
GENERAL FUND.....	\$ 32,981	\$ 36,929	\$ 28,021	\$ 28,683	\$ 29,313	\$ 26,813	\$ 26,813
MOTOR LICENSE FUND....	-	-	-	-	-	-	-
LOTTERY FUND	-	-	-	-	-	-	-
FEDERAL FUNDS	-	-	-	-	-	-	-
AUGMENTATIONS.....	137	75	75	75	75	75	75
RESTRICTED.....	5,000	7,000	10,000	10,000	10,000	10,000	10,000
OTHER FUNDS	-	-	-	-	-	-	-
SUBCATEGORY TOTAL	\$ 38,118	\$ 44,004	\$ 38,096	\$ 38,758	\$ 39,388	\$ 36,888	\$ 36,888

Community and Economic Development

Program Funding Summary

(Dollar Amounts in Thousands)

	2022-23	2023-24	2024-25	2025-26	2026-27	2027-28	2028-29
	Actual	Available	Budget	Estimated	Estimated	Estimated	Estimated
PENNSYLVANIA COMMUNITIES:							
GENERAL FUND.....	\$ 163,148	\$ 302,482	\$ 127,854	\$ 119,216	\$ 119,370	\$ 119,270	\$ 119,270
MOTOR LICENSE FUND....	750	-	-	-	-	-	-
LOTTERY FUND	-	-	-	-	-	-	-
FEDERAL FUNDS	721,849	356,438	418,800	391,179	393,179	323,300	298,000
AUGMENTATIONS.....	5	5	5	5	5	5	5
RESTRICTED	44,728	46,112	45,450	45,450	45,450	45,450	45,450
OTHER FUNDS	18,416	37,650	16,100	16,100	16,100	16,100	16,100
SUBCATEGORY TOTAL	\$ 948,896	\$ 742,687	\$ 608,209	\$ 571,950	\$ 574,104	\$ 504,125	\$ 478,825
ALL PROGRAMS:							
GENERAL FUND.....	\$ 316,802	\$ 481,003	\$ 339,413	\$ 362,417	\$ 364,295	\$ 361,699	\$ 361,699
MOTOR LICENSE FUND....	750	-	-	-	-	-	-
LOTTERY FUND	-	-	-	-	-	-	-
FEDERAL FUNDS	1,117,431	737,028	1,510,707	1,483,086	890,086	814,707	384,407
AUGMENTATIONS.....	7,369	7,130	7,130	7,130	7,130	7,130	7,130
RESTRICTED	51,861	58,238	60,712	60,773	60,831	60,831	60,831
OTHER FUNDS	98,156	102,600	81,050	81,065	81,079	81,079	81,079
DEPARTMENT TOTAL	\$ 1,592,369	\$ 1,385,999	\$ 1,999,012	\$ 1,994,471	\$ 1,403,421	\$ 1,325,446	\$ 895,146

Program: Job Creation, Workforce Training, Business Growth, and Attraction

Goal: To reignite Pennsylvania's economy by investing the resources needed to attract and retain businesses, support expansion efforts, and position the Commonwealth as a national leader in economic development.

Pennsylvania First

The [Department of Community and Economic Development \(DCED\)](#) runs [Pennsylvania First \(PA First\)](#), a comprehensive program that offers grants for job creation and retention, infrastructure projects, and workforce development by providing the Commonwealth the flexibility necessary to rapidly respond to companies' needs, increasing investment in the state, and enabling Pennsylvania to compete more effectively with other states. [Eligible uses](#) for PA First funding include job training; land and building acquisition and construction; purchase and upgrade of machinery and equipment; construction and rehabilitation of infrastructure; working capital; and environmental assessment and remediation.

[WEDnetPA](#) is Pennsylvania's incumbent worker training program and provides funding to Pennsylvania companies for essential skills and advanced technology training. WEDnetPA is a job training alliance of [numerous partners](#), including several universities in the Pennsylvania State System of Higher Education, Pennsylvania's community colleges, Pennsylvania College of Technology, North Central PA Regional Planning & Development Commission, and the University of Pittsburgh at Bradford. WEDnetPA alliance partners seek the input of local workforce development boards and key economic development organizations to determine the target industries and training priorities in their regions. Since its inception, this program has [trained](#) over one million Pennsylvania workers.

Pennsylvania Industrial Development Authority

The [Pennsylvania Industrial Development Authority \(PIDA\)](#) provides low-interest loans and lines of credit for a wide range of Commonwealth businesses including manufacturing, industrial, health care, agricultural, research and development, hospitality, defense conversion, information technology, construction, day care, retail and service enterprises, as well as for the development of industrial parks and multi-tenant facilities. Eligible costs include real estate acquisitions, construction and renovation projects, machinery and equipment acquisitions, and working capital costs. The interest savings realized through PIDA's program enables the recipient companies to invest the savings back into the business and its workforce to remain competitive.

Infrastructure and Facilities Improvement Program

The [Infrastructure and Facilities Improvement Program](#) awards multi-year grants to debt-issuing authorities for debt service and related costs for economic development projects. Unlike local tax increment financing projects, where incremental tax revenues generated by a project are collected and deposited into a debt service reserve fund for the payment of debt, under this program, annual grants are awarded based on the incremental amount of state personal income tax, sales tax, and hotel occupancy tax generated by the project.

Energy

DCED leverages Pennsylvania's massive stake in global energy to develop home grown energy resources and attract energy intensive industries to the state, attracting investments that enhance Pennsylvania's manufacturing base by utilizing energy assets.

Pennsylvania has been a leader in coal production and in the last decade has rapidly become a leader in natural gas production. A marked decline in coal-fired electric generation has led to retirements of plants across the Commonwealth. These sites have premier access to rivers, roads, rail, utilities, and transmission, which demands a comprehensive statewide effort to market and incentivize these sites for repositioning and redevelopment. Utilizing [Pennsylvania Energy Horizons](#), a statewide public-private network, to obtain feedback from stakeholders allows the department to refine where Pennsylvania should focus its energy efforts and support the state's interest in redeveloping decommissioned coal-fired power plants.

Community and Economic Development

Program: Job Creation, Workforce Training, Business Growth, and Attraction, continued

Program Recommendations:

This budget recommends the following changes: (Dollar Amounts in Thousands)

General Government Operations		Regional Economic Competitiveness Challenge	
\$ (7,836)	—funding reduction.	\$ 3,500	—Initiative—to provide planning grants for Pennsylvania regions to establish locally-driven economic growth strategies.
2,806	—to continue current program.		
3,500	—Initiative—to support implementation of the Commonwealth's economic development strategy and operate at the speed of business.		
<hr/>		<hr/>	
\$ (1,530)	<i>Appropriation Decrease</i>	\$ (8,000)	Workforce Development —program elimination.
Office of Open Records		Foundations in Industry	
\$ 246	—to continue current program.	\$ 2,000	—Initiative—to support internships at Pennsylvania companies.
451	—Initiative—to ensure transparent, timely, and effective administration of the Right-to-Know Law.		
<hr/>		<hr/>	
\$ 697	<i>Appropriation Increase</i>	\$ 15,404	PA SITES Debt Service —Initiative—to invest in site development, preparation, and readiness for businesses to locate or expand in Pennsylvania.
Pennsylvania First			
\$ 1,000	—to continue to provide adaptive equipment and opportunities for children with special needs.		
6,000	—Initiative—to provide additional financial assistance to facilitate increased economic investment.		
2,000	—Initiative—to support programs statewide impacting Pennsylvanians with intellectual disabilities.		
<hr/>		<hr/>	
\$ 9,000	<i>Appropriation Increase</i>		

Appropriations within this Program:

	(Dollar Amounts in Thousands)						
	2022-23	2023-24	2024-25	2025-26	2026-27	2027-28	2028-29
	Actual	Available	Budget	Estimated	Estimated	Estimated	Estimated
GENERAL FUND:							
General Government Operations	\$ 30,747	\$ 32,544	\$ 31,014	\$ 31,851	\$ 32,647	\$ 32,647	\$ 32,647
Office of Open Records	3,627	3,895	4,592	4,716	4,834	4,834	4,834
Pennsylvania First.....	20,000	33,000	42,000	42,000	42,000	42,000	42,000
Regional Economic Competitiveness Challenge.....	-	-	3,500	3,500	3,500	3,500	3,500
Infrastructure and Facilities Improvement Grants .	10,000	10,000	10,000	10,000	10,000	10,000	10,000

Community and Economic Development

Program: Job Creation, Workforce Training, Business Growth, and Attraction, continued

Appropriations within this Program, continued:

Workforce Development.....	5,000	8,000	-	-	-	-	-
Foundations in Industry	-	3,000	5,000	5,000	5,000	5,000	5,000
PA SITES Debt Service.....	-	-	15,404	45,229	45,225	45,229	45,229
TOTAL GENERAL FUND.....	\$ 69,374	\$ 90,439	\$ 111,510	\$ 142,296	\$ 143,206	\$ 143,210	\$ 143,210

Program Measures:

	2018-19	2019-20	2020-21	2021-22	2022-23	2023-24	2024-25
	Actual	Actual	Actual	Actual	Actual	Estimated	Estimated
To stimulate business growth and attraction to create jobs and ensure a high-quality workforce through targeted job training.							
Jobs pledged to be created.....	8,005	15,686	16,157	2,966	2,738	2,820	2,905
Jobs pledged to be retained.....	12,828	39,439	40,622	6,183	7,023	7,234	7,451
Private funds leveraged (in thousands).....	\$ 1,193,335	\$ 4,043,580	\$ 4,164,887	\$ 445,099	\$ 532,631	\$ 548,610	\$ 565,068
Businesses assisted..	3,961	3,774	3,887	3,254	3,492	3,597	3,705
Trainings provided to PA workers (WEDnetPA, PREP, LGTP, and CSBG)	93,889	86,482	89,076	82,228	84,273	86,801	89,405

Program: Pennsylvania Innovation Economy

Goal: To capitalize on our leadership in research and development by creating access to capital and technical assistance for entrepreneurs to commercialize new and emerging innovations. This commercial activity provides job growth in key sectors such as Life Sciences, Robotics and Technology, Agriculture, Manufacturing, and Energy, all while strengthening the resilience and interconnectivity of our supply chains and deepening cross-sector collaboration across the Commonwealth.

Ben Franklin Technology Development Authority

The [Ben Franklin Technology Development Authority \(BFTDA\)](#) ensures that Pennsylvania technology-enabled companies, entrepreneurs, and innovators have the necessary tools and capital to build their businesses. The BFTDA supports the advancement of technologies in traditional and emerging industries through a series of programs that are flexible, dynamic, and built to proactively respond to changing markets in key industry sectors.

BFTDA's current funded programs are:

- Ben Franklin Technology Partners, which are strategically located throughout the Commonwealth and are designed to advance the commercialization of new technologies and support company growth; and
- Venture Investment, which provides risk capital to venture partnerships that invest in Pennsylvania-based companies.

The Pennsylvania Life Sciences Greenhouse Initiative

Since 2002, Pennsylvania's three [Life Sciences Greenhouses](#) have been stimulating economic growth and job creation by providing critical capital to university-based researchers, emerging companies, and companies seeking to expand. Investments by the greenhouses are designed to advance the life sciences and stimulate economic growth, focusing on the health and welfare of Pennsylvanians, commercialization of new health care technologies, and creation of high-quality sustainable jobs.

Partnerships for Regional Economic Performance

[Partnerships for Regional Economic Performance \(PREP\)](#) supports the coordination and collaboration of over 100 economic development organizations in 10 regions across Pennsylvania. Core partners include the Industrial Development Organizations, Local Development Districts, and the Small Business Development Centers. PREP is designed to integrate these networks by encouraging regional coordination of economic development efforts and provide customer service to the business community resulting in a comprehensive, efficient, and statewide economic development delivery strategy.

PREP partner organizations deliver a wide array of coordinated business development services designed to encourage the creation of new companies and increase the capacity of Pennsylvania businesses to compete successfully in the global economy. Partners also collaborate to provide the necessary infrastructure (broadband, business sites, incubators, etc.), needed to attract, retain, and expand businesses. The PREP network will focus on providing technical assistance to advance the key sectors prioritized in Pennsylvania.

[Engage!](#) is a Pennsylvania statewide business retention and expansion program designed to regularly and proactively interact with targeted companies. The overall goal of Engage! is to retain existing businesses in a community and to help them grow and expand by building solid relationships with business owners or key decision makers and economic development partners. Engage! provides grants to identify and target companies, engages those companies through various outreach methods, assesses their needs, and assists through referrals and direct technical assistance.

Manufacturing PA

Launched in 2017, [Manufacturing PA](#) is a multi-faceted initiative designed to support Pennsylvania's manufacturing community, with an emphasis on small to medium-sized manufacturers. Manufacturing PA supports Pennsylvania's manufacturing community through the department's strategic partners including Industrial Resource Centers, Pennsylvania's colleges, universities, technical schools, and nonprofit organizations that provide critical training and workforce development opportunities. Manufacturing PA also promotes innovative problem solving by matching higher education with the business community.

Community and Economic Development

Program: Pennsylvania Innovation Economy, continued

Pennsylvania Business One-Stop Shop

The [Pennsylvania Business One-Stop Shop](#) streamlines the process for businesses to start and expand in Pennsylvania by serving as the source to guide aspiring entrepreneurs and established businesses through all stages of development, including planning, registering, operating, and growing. Services and resources are available through a website, toll-free number, and dedicated program office housed in the department. This program is an interagency, collaborative effort involving the Departments of State, Revenue, and Labor and Industry and actively engages DCED's Partnerships for Regional Economic Performance, local governments, state legislators, and many other economic development organizations and networks to promote the program's services and resources across the Commonwealth.

Program Recommendations:

This budget recommends the following changes: (Dollar Amounts in Thousands)

PA Innovation		Public Television Technology	
\$ 20,000	—Initiative—to support entrepreneurs scaling their products, innovation, and research, in conjunction with federal investment.	\$ 875	—Initiative—to restore program funding and further promote public television services.

Appropriations within this Program:

(Dollar Amounts in Thousands)

	2022-23	2023-24	2024-25	2025-26	2026-27	2027-28	2028-29
	Actual	Available	Budget	Estimated	Estimated	Estimated	Estimated
GENERAL FUND:							
Transfer to Ben Franklin Tech. Development Authority Fund.....	\$ 17,000	\$ 17,000	\$ 17,000	\$ 17,000	\$ 17,000	\$ 17,000	\$ 17,000
PA Innovation.....	-	-	20,000	20,000	20,000	20,000	20,000
Invent Penn State	2,350	-	-	-	-	-	-
Partnerships for Regional Economic Performance	10,880	10,880	10,880	10,880	10,880	10,880	10,880
Manufacturing PA	12,000	13,000	13,000	13,000	13,000	13,000	13,000
Infrastructure Technology Assistance Program.....	2,500	2,500	2,500	2,500	2,500	2,500	2,500
Super Computer Center	500	500	500	500	500	500	500
Powdered Metals	100	100	100	100	100	100	100
Public Television Technology.....	-	-	875	875	875	875	875
TOTAL GENERAL FUND.....	\$ 45,330	\$ 43,980	\$ 64,855	\$ 64,855	\$ 64,855	\$ 64,855	\$ 64,855

Program Measures:

	2018-19	2019-20	2020-21	2021-22	2022-23	2023-24	2024-25
	Actual	Actual	Actual	Actual	Actual	Estimated	Estimated
To provide technical support and access to capital to Pennsylvania's emerging technology-based companies and entrepreneurial community through strategic partners and networks to increase Pennsylvania's competitiveness.							
Jobs created	3,172	2,602	2,362	3,180	2,779	2,819	3,552
Jobs retained	14,837	16,632	16,773	13,698	13,730	16,515	21,231
New technology companies established.....	157	104	93	93	133	149	193
Businesses assisted..	21,013	29,375	10,253	28,752	28,962	29,831	30,726
Private funds leveraged (in thousands).....	\$ 863,049	\$ 717,262	\$ 823,875	\$ 1,200,339	\$ 1,573,444	\$ 1,587,847	\$ 1,741,633

Community and Economic Development

Program: Pennsylvania Worldwide

Goal: To leverage Pennsylvania's international business connections — managed and facilitated by DCED — to increase exports sales in markets around the world and bring more foreign investment into the Commonwealth. These efforts will create more jobs in Pennsylvania and enable economic growth.

Office of International Business Development

The [Office of International Business Development \(OIBD\)](#) maintains a network of authorized trade and investment representatives around the world. With this network and regional partners across Pennsylvania, the office pursues three goals. First, OIBD works to help Pennsylvania companies to export to new markets by providing customized assistance to ensure companies are ready to export, and then providing in-market research, vetted business connections, and other assistance to facilitate their business. Second, OIBD works to promote Pennsylvania as a place to do business by informing international audiences of Pennsylvania's strengths and serving as a business concierge helping international companies to conduct site searches, research business opportunities, and ultimately establish a presence and grow in Pennsylvania. Third, OIBD works to connect Pennsylvania companies, universities, cultural institutions, and communities to global partners for mutually beneficial information exchanges and business opportunities.

Program Recommendations:

This budget recommends the following changes: (Dollar Amounts in Thousands)

The Office of International Business Development appropriation is recommended at the current year funding level.

Appropriations within this Program:

(Dollar Amounts in Thousands)

	2022-23 Actual	2023-24 Available	2024-25 Budget	2025-26 Estimated	2026-27 Estimated	2027-28 Estimated	2028-29 Estimated
GENERAL FUND:							
Office of International Business Development.....	\$ 5,969	\$ 7,173	\$ 7,173	\$ 7,367	\$ 7,551	\$ 7,551	\$ 7,551

Program Measures:

	2018-19 Actual	2019-20 Actual	2020-21 Actual	2021-22 Actual	2022-23 Actual	2023-24 Estimated	2024-25 Estimated
--	-------------------	-------------------	-------------------	-------------------	-------------------	----------------------	----------------------

Leverage the state's overseas network and local partnerships to increase DCED-facilitated export sales, foreign direct investments, and global opportunities in targeted markets, ultimately creating and retaining jobs in the Commonwealth.

Estimated state and local tax revenues generated (in thousands).....	\$ 46,616	\$ 42,651	\$ 35,073	\$ 67,415	\$ 40,852	\$ 45,000	\$ 50,000
Amount of export sales facilitated (in thousands).....	\$ 650,106	\$ 541,124	\$ 434,697	\$ 549,774	\$ 584,605	\$ 596,297	\$ 608,223
Jobs supported through Foreign Investment, Export Development, and International Company Retention ..	6,223	7,302	7,620	8,888	12,641	13,000	13,350
Foreign direct investments (FDI):							
Projects completed....	19	16	23	24	20	21	23
Businesses assisted..	928	707	606	548	713	725	750

Program: Pennsylvania Assets

Goal: To launch new business and tourism brands and marketing campaigns to build Pennsylvania's image as a destination to visit, a place to grow a business, a community to call home, and a state to feel proud of thanks to a strong quality of work and life.

Marketing to Attract Tourists

Tourism is a key industry for Pennsylvania, injecting billions of dollars annually into the Commonwealth's economy and generating tax revenues each year which allow for investments in vital services including public safety, education, and other essential programs that benefit Pennsylvanians. Those critical tax revenues also fund the work of tourism promotion partners across the state. The [Pennsylvania Tourism Office's](#) marketing activities provide exposure to out-of-state markets for the many small Pennsylvania tourism businesses that lack the resources to advertise beyond their local areas.

[Marketing to Attract Tourists](#) provides funding for a marketing agenda including the popular [visitPA.com](#) website, social media channels, media relations activities, an annual [travel guide](#), and a small targeted paid advertising campaign. The tourism office encourages public-private partnerships within the industry to maximize Pennsylvania's presence on the national and global travel and tourism stage. The tourism office leverages social media communities including [Facebook](#), [Instagram](#), [Twitter](#), [YouTube](#), [Pinterest](#), and others to provide highly customized, personalized, and targeted information directly to travelers, extending the reach of the office's traditional marketing efforts.

Marketing to Attract Business

Attracting and retaining businesses is a priority for any location seeking industry growth and economic stability. The Pennsylvania Marketing Office encourages business decision makers to locate or stay in the state by promoting the competitive advantages of doing business in Pennsylvania. The office also promotes DCED's many programs for technical assistance, financial support, and workforce training resources for businesses.

The [Marketing to Attract Business](#) program provides necessary funding to support the office's business marketing initiatives. This includes the PA Gets It Done microsite and content, [DCED](#) and [Business One-Stop Shop](#) websites, proactive media relations, DCED's social media channels (including [LinkedIn](#), [Twitter](#), and [Facebook](#)), paid advertising, and targeted events. The office collaborates with local and regional economic development organizations, community partners, and workforce development professionals to maximize the reach of collective marketing efforts.

Program Recommendations:

This budget recommends the following changes: (Dollar Amounts in Thousands)

	Marketing to Attract Tourists		Marketing to Attract Business
\$ (27,220)	—funding reduction.	\$ 20	—to continue current program.
292	—to continue current program.	3,000	—Initiative—to enhance site selection and business attraction marketing.
15,000	—Initiative—to increase the marketing reach of the PA Tourism Office.	\$ 3,020	<i>Appropriation Increase</i>
\$ (11,928)	<i>Appropriation Decrease</i>		

In addition, funding for Marketing to Attract Tourists includes \$10,000,000 from the Tourism Promotion restricted account.

Community and Economic Development

Program: Pennsylvania Assets, continued

Appropriations within this Program:

	(Dollar Amounts in Thousands)						
	2022-23	2023-24	2024-25	2025-26	2026-27	2027-28	2028-29
	Actual	Available	Budget	Estimated	Estimated	Estimated	Estimated
GENERAL FUND:							
Marketing to Attract Tourists	\$ 29,965	\$ 31,365	\$ 19,437	\$ 19,962	\$ 20,461	\$ 20,461	\$ 20,461
Marketing to Attract Business	2,016	2,064	5,084	5,221	5,352	5,352	5,352
Tourism-Accredited Zoos.....	1,000	1,000	1,000	1,000	1,000	1,000	1,000
America250PA.....	-	2,500	2,500	2,500	2,500	-	-
TOTAL GENERAL FUND.....	\$ 32,981	\$ 36,929	\$ 28,021	\$ 28,683	\$ 29,313	\$ 26,813	\$ 26,813

Program Measures:

	2018-19	2019-20	2020-21	2021-22	2022-23	2023-24	2024-25
	Actual	Actual	Actual	Actual	Actual	Estimated	Estimated
To encourage the investment of time, labor, and financial resources in the state by building Pennsylvania's image as a destination to visit, a place to grow a business, a community to call home, and a state to feel proud of thanks to a strong quality of work and life.							
Hotel rooms sold (in thousands)	33,612	27,074	23,701	31,413	32,519	34,733	35,427
Travelers' expenditures (in thousands).....	\$ 44,358,000	\$ 37,120,000	\$ 33,463,000	\$ 43,076,000	\$ 49,925,000	\$ 50,924,000	\$ 51,942,000
Corporate, Personal, Sales & Use, State & Local Hotel, Local Property, and Excise tax revenues generated (in thousands).....	\$ 4,723,000	\$ 3,950,000	\$ 4,720,000	\$ 4,587,000	\$ 5,316,000	\$ 5,422,000	\$ 5,531,000

Program: Pennsylvania Communities

Goal: To champion and promote all Pennsylvania regions by supporting tailored, flexible regional strategies, investing in downtowns and main streets, and building local leadership capacity to make Pennsylvania a top state to live, work, play, and innovate and hence achieve equitable regional growth while increasing job creation, wages, and labor force participation across the Commonwealth.

Keystone Communities/Main Street Matters

The [Keystone Communities Program \(KCP\)](#) is designed to encourage public-private partnerships that support initiatives to grow and improve the stability of neighborhoods and communities, promote social and economic diversity, and provide a strong and secure quality of life. The program offers designation opportunities and financial resources to assist communities in achieving revitalization goals and making physical improvements.

The KCP offers four designation types and several grant types. Any community may apply and receive designation or grant funding in whatever order the community deems appropriate depending on its local needs and circumstances. Priority is given to communities administering designated programs. Designation also offers some benefits that may assist a community in non-financial ways, such as providing a roadmap and a process to guide a community's revitalization efforts. These partnerships create more attractive places to live and encourage business, job expansion, and retention in Pennsylvania.

The 2024-25 budget looks to build on the existing successes of the Keystone Communities Program but provides for a refresh of the current structure to address a wide variety of needs throughout communities and to account for their revitalization and future prosperity.

Strategic Management Planning Program

To assist municipalities interested in improving their fiscal position, the [Strategic Management Planning Program \(STMP\)](#) provides financial assistance to municipal and county governments for the development and implementation of five-year financial management plans and departmental operational overviews. The STMP plans supply both short-term and long-term strategies to promote best management practices and ultimately avert financial distress.

The department's [Center for Local Government Services](#) has developed an approach to identify at-risk municipalities called the Early Warning System. The system looks at multiple financial factors to determine which municipalities may be experiencing fiscal difficulties. This approach, combined with the resources available under STMP, provides tools that aid in keeping governments from filing for financial assistance under [Act 47 of 1987](#), commonly known as the Municipalities Financial Recovery Act.

Municipalities Financial Recovery Program – Act 47

The [Center for Local Government Services](#) has a responsibility to assist local governments facing potential financial insolvency. When a municipality is declared distressed by the department, the [Municipalities Financial Recovery Program](#) is used to provide technical assistance in the fields of financial management and public administration, as well as financial assistance through the Distressed Municipalities Revolving Fund. Act 47 also empowers the Governor to issue a declaration of fiscal emergency for the purpose of enabling the department to prepare an emergency action plan. The Act further empowers the Governor to appoint a receiver for the purpose of preparing a recovery plan to be confirmed by Commonwealth Court.

Municipal Assistance Program

The [Municipal Assistance Program \(MAP\)](#) was created to help local governments plan for and effectively implement a variety of services, improvements, and soundly managed development. MAP provides funding for two groups of activities:

- Shared service activities – regionalization, consolidation, or merging of services; shared personnel; high impact projects serving many municipalities or large areas; and boundary change efforts; and
- Community planning – comprehensive plans; community revitalization plans; zoning and subdivision ordinances; and Transit Revitalization Investment District planning studies.

Transportation Projects

Funding is transferred annually to the [Commonwealth Financing Authority \(CFA\)](#) to assist with the implementation of a variety of [transportation projects](#) including: projects that coordinate local land use with transportation assets to enhance existing communities; projects related to streetscape, lighting, sidewalk enhancement, and pedestrian safety; projects that will improve connectivity or the use of existing transportation assets; and projects related to transit-oriented development. Financial assistance provided by the CFA is matched by local funding.

Program: Pennsylvania Communities, continued

Weatherization Assistance Program

The [U.S. Department of Energy's \(DOE\) Weatherization Assistance Program \(WAP\)](#) assists low-income families who lack resources to invest in energy efficiency upgrades and weatherization readiness measures to their single-family home or multi-family unit. Funds are used to improve the energy efficiency of low-income homes using the most advanced technologies and testing protocols available in the housing industry. Weatherization services primarily involve diagnostic assessment of air leakage, health and safety repairs, electric baseload measures, and client energy education.

Low-Income Heating and Energy Assistance Crisis Interface Program

The U.S. Department of Health and Human Services provides annual funding to the Department of Human Services (DHS) to administer a cash-grant heating bill supplement program, known as the [Low Income Heating and Energy Assistance Program \(LIHEAP\)](#). DHS provides 15 percent of their annual allocation to DCED to administer the LIHEAP-Crisis Programs through the WAP network of public and nonprofit agencies operating in all 67 counties of the Commonwealth. The program provides primarily direct crisis heating services including furnace repair and replacements throughout Pennsylvania's winter months, as well as weatherization and deferral work, and cooling and maintenance work throughout the year to low-income families.

Small Cities Community Development Block Grant

The federal [Small Cities Community Development Block Grant Program](#), commonly known as the Community Development Block Grant Program, provides financial assistance to:

- Expand low- and moderate-income housing opportunities;
- Enhance economic development and job opportunities for low- and moderate-income individuals;
- Correct deficiencies in water and sewer systems;
- Address blight; and
- Improve streets, streetscapes, recreational facilities, and public facilities to strengthen a pro-growth and pro-business environment.

HOME Investment Partnerships Program

The [HOME Investment Partnerships Program](#) provides municipalities with grant and technical assistance to expand the supply of safe, code compliant, and affordable housing for low- and very low-income Pennsylvanians. The department awards these funds on a competitive basis to projects which leverage other resources and demonstrate significant community impact.

The program prioritizes funding in the following areas:

- Development of rental housing for low-income households;
- Preservation of existing low-income housing units through rehabilitation of owner-occupied homes;
- Expanding the capacity of certified Community Housing Development Organizations to develop affordable housing; and
- Assistance to low-income homebuyers to acquire newly constructed or existing homes.

Emergency Solutions Grant Program

The [Emergency Solutions Grant \(ESG\)](#) program is the first step in achieving self-sufficiency for homeless individuals and families, while also assisting other households to avoid the causes of homelessness. ESG funds support households and individuals that earn less than 30 percent of median income. DCED awards ESG funds through a competitive application process to eligible entities in the following priority areas:

- Rapid re-housing (services to remove individuals/families from their homeless status quickly and move them into stable permanent housing);
- Homelessness prevention (services to assist individuals/families at risk of becoming homeless);
- Street outreach services;
- Emergency shelters (includes renovations, operational costs, and essential services); and
- Homeless Management Information Systems.

Community Services Block Grant

The [Community Services Block Grant \(CSBG\)](#) aims to reduce poverty in a community or those areas of a community where poverty is a particularly acute problem. Addressing the causes and conditions of poverty requires community engagement activities which remove obstacles that block self-sufficiency, such as employment and training resources; community stakeholder collaboration; literacy activities; affordable housing issues; grassroots activities that provide intervention to the causes of poverty; addressing the needs of youth through programming or coordination; and increased engagement in community planning and improvement activities.

Community and Economic Development

Program: Pennsylvania Communities, continued

Program Recommendations:

This budget recommends the following changes: (Dollar Amounts in Thousands)

	Center for Local Government Services		Main Street Matters
\$ 585	—to continue current program.	\$ 25,000	—Initiative—to improve capacity and provide flexible resources to revitalize neighborhoods while supporting Main Street and Elm Street programs.
	Base Realignment and Closure		Local Government Emergency Housing Support
\$ 11	—to continue current program.		—Initiative—for flexible emergency housing response funding for local governments.
100	—Initiative—to support military communities.		
\$ 111	<i>Appropriation Increase</i>	\$ 5,000	
	Transfer to Municipalities Financial Recovery Revolving Fund		Community and Economic Assistance
\$ 8,800	—Initiative—to provide additional resources for communities that require Act 47 support.	\$ (81,408)	—program elimination.
	Keystone Communities	\$ (45,050)	Local Municipal Relief
\$ (31,289)	—funding reduction.		—program elimination.
(6,377)	—Initiative—program transfer to Main Street Matters.		Hospital and Health System Emergency Relief
\$ (37,666)	<i>Appropriation Decrease</i>	\$ (50,000)	—program elimination.

Appropriations within this Program:

(Dollar Amounts in Thousands)

	2022-23	2023-24	2024-25	2025-26	2026-27	2027-28	2028-29
	Actual	Available	Budget	Estimated	Estimated	Estimated	Estimated
GENERAL FUND:							
Center for Local Government Services	\$ 4,424	\$ 4,735	\$ 5,320	\$ 5,464	\$ 5,601	\$ 5,601	\$ 5,601
Base Realignment and Closure	556	556	667	685	702	702	702
Transfer to Municipalities Financial Recovery Revolving Fund	4,500	5,500	14,300	5,500	5,500	5,500	5,500
Intergovernmental Cooperation Authority-3rd Class Cities	100	100	100	100	100	-	-
Municipal Assistance Program	546	2,000	2,000	2,000	2,000	2,000	2,000
Keystone Communities	36,970	37,666	-	-	-	-	-
Main Street Matters...	-	-	25,000	25,000	25,000	25,000	25,000
Appalachian Regional Commission	-	750	750	750	750	750	750

Community and Economic Development

Program: Pennsylvania Communities, continued

Appropriations within this Program, continued:

	(Dollar Amounts in Thousands)						
	2022-23 Actual	2023-24 Available	2024-25 Budget	2025-26 Estimated	2026-27 Estimated	2027-28 Estimated	2028-29 Estimated
Strategic Management Planning Program	2,367	3,617	3,617	3,617	3,617	3,617	3,617
Rural Leadership Training.....	100	100	100	100	100	100	100
Food Access Initiative	1,000	1,000	1,000	1,000	1,000	1,000	1,000
Local Government Emergency Housing Support	-	-	5,000	5,000	5,000	5,000	5,000
Community and Economic Assistance	66,735	81,408	-	-	-	-	-
Historically Disadvantaged Business Assistance .	-	20,000	20,000	20,000	20,000	20,000	20,000
Local Municipal Relief	45,850	45,050	-	-	-	-	-
Hospital and Health System Emergency Relief	-	50,000	-	-	-	-	-
Whole Home Repairs	-	50,000	50,000	50,000	50,000	50,000	50,000
TOTAL GENERAL FUND.....	\$ 163,148	\$ 302,482	\$ 127,854	\$ 119,216	\$ 119,370	\$ 119,270	\$ 119,270
MOTOR LICENSE FUND:							
Appalachian Regional Commission	\$ 750	\$ -	\$ -	\$ -	\$ -	\$ -	\$ -

Program Measures:

	2018-19 Actual	2019-20 Actual	2020-21 Actual	2021-22 Actual	2022-23 Actual	2023-24 Estimated	2024-25 Estimated
Provide resources and technical assistance to make impactful investments that enhance the performance and quality of Pennsylvania's local governments and communities.							
Municipalities receiving financial and technical assistance through the Strategic Management Planning Program.....	25	28	28	26	25	44	44
Designated distressed communities in Act 47	16	16	16	16	13	9	9
Keystone Communities projects	147	88	90	188	174	202	N/A
Municipal Assistance Program:							
Number of local governments assisted	238	240	250	39	55	65	75
Homes weatherized	2,292	1,366	2,026	1,814	1,992	4,104	4,650



CONSERVATION AND NATURAL RESOURCES

The mission of the [Department of Conservation and Natural Resources \(DCNR\)](#) is to conserve and sustain Pennsylvania's natural resources for present and future generations' use and enjoyment.

Programs and Goals

Parks and Forests Management: To manage state park and forest lands for their long-term use and enjoyment; provide the resources and expertise to help conserve and protect all the Commonwealth's natural resources; and help create and sustain economically vibrant communities through quality recreational resources and investments.

Conservation and Natural Resources

Summary by Fund and Appropriation

(Dollar Amounts in Thousands)

2022-23
ACTUAL

2023-24
AVAILABLE

2024-25
BUDGET

GENERAL FUND:

General Government:

General Government Operations	\$ 29,465	\$ 29,465	\$ 37,740
(F)Land and Water Conservation Fund	14,000	14,000	14,000
(F)Building Resilient Infrastructure and Communities	10,000	10,000	10,000
(F)Highlands Conservation Program	7,500	24,500	24,500
(F)Chesapeake Bay Gateway Network	600	600	600
(F)Topographic and Geologic Survey Grants	1,300	3,500	3,500
(F)U.S. Endowment-Healthy Watershed	200	200	200
(F)Federal Sentinel Landscape Program	-	-	300
(F)National Scenic and Historic Trails	3,000	-	-
(F)PA Recreation Trails (EA)	8,500	8,500	8,500
(F)COVID-Pennsylvania Wilds Regional Challenge (EA)	10,500	-	-
(F)COVID-Travel, Tourism, and Recreation (EA)	250	-	-
(A)Department Services	136	134	38
(A)Internet Record Imaging System	70	70	120
(A)Water Well Drillers	28	30	30
Subtotal	<u>\$ 85,549</u>	<u>\$ 90,999</u>	<u>\$ 99,528</u>
State Parks Operations	\$ 60,787	\$ 60,787	\$ 80,244
(F)Nat'l Rec and Preservation, Statutory, and Contractual Aid	8,000	-	-
(F)Mental Health Training	150	150	150
(F)Federal Lands Access Program	-	400	400
(F)Pennsylvania Parks and Forest Foundation	-	650	650
(F)IIJA-Spring Garden Dam Removal (EA)	-	750	-
(F)Coastal Zone Management Special Projects (EA)	150	150	150
(F)Disaster Relief (EA)	8,000	8,000	8,000
(A)State Parks User Fees	30,185	33,259	33,500
(A)State Parks Services	4,152	4,170	9,588
(A)Sale of Vehicles-Parks	83	65	42
(R)State Park Resource Restoration	145	39	-
Subtotal	<u>\$ 111,652</u>	<u>\$ 108,420</u>	<u>\$ 132,724</u>
State Forests Operations	\$ 44,431	\$ 44,431	\$ 59,448
(F)Forest Fire Protection and Control	3,000	4,000	5,000
(F)IIJA-Community Wildfire Defense Grant Program	400	400	900
(F)Forest Management and Processing	5,600	55,600	40,000
(F)Aid to Volunteer Fire Companies	1,750	1,750	2,000
(F)Natural Resource Conservation Service	200	-	-
(F)National Fish and Wildlife Foundation	11,500	16,500	10,000

Conservation and Natural Resources

Summary by Fund and Appropriation

(Dollar Amounts in Thousands)

	2022-23 ACTUAL	2023-24 AVAILABLE	2024-25 BUDGET
(F)Wetland Protection Fund	400	400	400
(F)EPA Chesapeake Bay Grant	5,000	12,000	10,000
(F)USDA Good Neighbor Agreement	500	800	800
(F)Cooperative Endangered Species	40	40	40
(F)Agriculture and Food Research	100	-	-
(F)Wetlands Program Development (EA)	250	250	250
(A)Timber Sales	17,471	20,316	19,000
(A)Forest Fire Extinction	750	1,100	3,000
(A)State Forests Services	687	1,070	690
(A)Sale of Vehicles-Forests.....	88	100	60
(A)Tickets and Fines	54	25	25
(R)Forest Regeneration (EA)	4,000	4,000	4,200
(R)Forestry Research	-	9	250
Subtotal	\$ 96,221	\$ 162,791	\$ 156,063
Forest Pest Management	\$ 3,000	\$ 3,000	\$ 4,500
(F)Forest Insect and Disease Control.....	3,000	4,500	6,715
(R)Good Neighbor Forest Restoration Services	30	399	800
Subtotal	\$ 6,030	\$ 7,899	\$ 12,015
Parks, Forests, and Recreation Projects	\$ 900	\$ 900	\$ 900
(R)ATV Management (EA)	\$ 5,022	\$ 5,532	\$ 5,532
(R)Snowmobile Management (EA).....	570	750	400
Subtotal	\$ 5,592	\$ 6,282	\$ 5,932
Subtotal - State Funds.....	\$ 138,583	\$ 138,583	\$ 182,832
Subtotal - Federal Funds.....	103,890	167,640	147,055
Subtotal - Augmentations	53,704	60,339	66,093
Subtotal - Restricted.....	9,767	10,729	11,182
Total - General Government.....	\$ 305,944	\$ 377,291	\$ 407,162
Grants and Subsidies:			
Heritage Parks	\$ 4,852	\$ 5,000	\$ 5,000
Annual Fixed Charges-Flood Lands	70	70	70
Annual Fixed Charges-Project 70.....	88	88	88
Annual Fixed Charges-Forest Lands	7,932	7,962	7,962
Annual Fixed Charges-Park Lands	430	415	415
(R)Monsanto Settlement	-	15,330 ^a	-
(R)Keystone Tree Account.....	-	200	200
(F)COVID-SFR Keystone Tree Account.....	8,800	-	-
Total - Grants and Subsidies	\$ 22,172	\$ 29,065	\$ 13,735

Conservation and Natural Resources

Summary by Fund and Appropriation

(Dollar Amounts in Thousands)

	2022-23 ACTUAL	2023-24 AVAILABLE	2024-25 BUDGET
STATE FUNDS	\$ 151,955	\$ 152,118	\$ 196,367
FEDERAL FUNDS	112,690	167,640	147,055
AUGMENTATIONS	53,704	60,339	66,093
RESTRICTED	9,767	26,259	11,382
GENERAL FUND TOTAL	\$ 328,116	\$ 406,356	\$ 420,897
<u>MOTOR LICENSE FUND:</u>			
<i>General Government:</i>			
Dirt and Gravel Roads	\$ 7,000	\$ 7,000	\$ 7,000
<i>Grants and Subsidies:</i>			
(R)Forestry Bridges-Excise Tax (EA)	\$ 9,634	\$ 9,364	\$ 9,229
STATE FUNDS	\$ 7,000	\$ 7,000	\$ 7,000
RESTRICTED	9,634	9,364	9,229
MOTOR LICENSE FUND TOTAL	\$ 16,634	\$ 16,364	\$ 16,229
<u>OTHER FUNDS:</u>			
ENVIRONMENTAL EDUCATION FUND:			
General Operations (EA)	\$ 150	\$ 218	\$ 292
ENVIRONMENTAL STEWARDSHIP FUND:			
Parks and Forest Facility Rehabilitation (EA)	\$ 14,261	\$ 14,569 ^b	\$ 14,879
Community Conservation Grants (EA)	7,554	7,340 ^c	7,496
Natural Diversity Conservation Grants (EA)	325	325	325
ENVIRONMENTAL STEWARDSHIP FUND TOTAL	\$ 22,140	\$ 22,234	\$ 22,700
KEYSTONE RECREATION, PARK, AND CONSERVATION FUND:			
Parks and Forest Facility Rehabilitation (EA)	\$ 39,456	\$ 33,598 ^d	\$ 40,327
Grants for Local Recreation (EA)	32,880	27,998 ^e	33,606
Grants to Land Trusts (EA)	13,152	11,199 ^f	13,443
KEYSTONE RECREATION, PARK, AND CONSERVATION FUND TOTAL	\$ 85,488	\$ 72,795	\$ 87,376
OIL AND GAS LEASE FUND:			
General Government Operations	\$ 14,790	\$ 19,178	\$ 18,790
State Parks Operations	20,500	32,169	20,500
State Forests Operations	20,500	25,233	20,500
Parks, Forests, and Recreation Projects	56,000	112,000	-
Transfer to Marcellus Legacy Fund (EA)	15,000	15,000	15,000
OIL AND GAS LEASE FUND TOTAL	\$ 126,790	\$ 203,580	\$ 74,790
STATE GAMING FUND:			
Payments in Lieu of Taxes (EA)	\$ 5,373	\$ 8,111	\$ 8,111
WILD RESOURCE CONSERVATION FUND:			
General Operations (EA)	\$ 132	\$ 132	\$ 132

Conservation and Natural Resources

Summary by Fund and Appropriation

(Dollar Amounts in Thousands)

	2022-23 ACTUAL	2023-24 AVAILABLE	2024-25 BUDGET
DEPARTMENT TOTAL - ALL FUNDS			
GENERAL FUND	\$ 151,955	\$ 152,118	\$ 196,367
MOTOR LICENSE FUND	7,000	7,000	7,000
LOTTERY FUND	-	-	-
FEDERAL FUNDS	112,690	167,640	147,055
AUGMENTATIONS	53,704	60,339	66,093
RESTRICTED	19,401	35,623	20,611
OTHER FUNDS	240,073	307,070	193,401
TOTAL ALL FUNDS	\$ 584,823	\$ 729,790	\$ 630,527

^a Reflects total amount of settlement, expenditure plan currently in development.

^b Includes recommended supplemental executive authorization of \$3,130,000.

^c Includes recommended supplemental executive authorization of \$1,578,000.

^d Includes recommended supplemental executive authorization of \$7,448,000.

^e Includes recommended supplemental executive authorization of \$6,206,000.

^f Includes recommended supplemental executive authorization of \$2,482,000.

Program Funding Summary

(Dollar Amounts in Thousands)

	2022-23 Actual	2023-24 Available	2024-25 Budget	2025-26 Estimated	2026-27 Estimated	2027-28 Estimated	2028-29 Estimated
PARKS AND FORESTS MANAGEMENT:							
GENERAL FUND	\$ 151,955	\$ 152,118	\$ 196,367	\$ 201,188	\$ 205,773	\$ 205,803	\$ 205,834
MOTOR LICENSE FUND....	7,000	7,000	7,000	7,000	7,000	7,000	7,000
LOTTERY FUND	-	-	-	-	-	-	-
FEDERAL FUNDS	112,690	167,640	147,055	147,055	147,055	147,055	146,755
AUGMENTATIONS.....	53,704	60,339	66,093	67,093	67,093	67,093	67,093
RESTRICTED	19,401	35,623	20,611	20,457	20,198	19,988	19,796
OTHER FUNDS	240,073	307,070	193,401	206,118	225,939	237,719	245,486
DEPARTMENT TOTAL	\$ 584,823	\$ 729,790	\$ 630,527	\$ 648,911	\$ 673,058	\$ 684,658	\$ 691,964

Program: Parks and Forests Management

Goal: To manage state park and forest lands for their long-term use and enjoyment; provide the resources and expertise to help conserve and protect all the Commonwealth's natural resources; and help create and sustain economically vibrant communities through quality recreational resources and investments.

Management of State Park and Forest Lands

The [Department of Conservation and Natural Resources \(DCNR\)](#) manages over two million acres of [state parks](#) and [state forest](#) land across the Commonwealth. Pennsylvania's state parks protect many natural, aesthetic, geologic, scenic, and historical treasures that make the Commonwealth unique and diverse. State forests are managed for multiple uses, including protection of streams, drinking water, clean air, and conservation of many important plant and animal communities. Over two million acres of state forests offer exceptional opportunities for low-density outdoor recreation; including hunting, fishing, hiking, mountain biking, and critical scientific research. Forestlands support Pennsylvania's forest products industry with a steady supply of forest products. Numerous studies reinforce the belief that parks, forests, and outdoor recreation provide essential physical and mental health benefits. In addition, these resources support Pennsylvania's multi-billion dollar outdoor recreation industry, which draws out-of-state visitors and tourism dollars to Pennsylvania, providing income for local businesses and communities.

The department maintains thousands of structures, road miles, bridges, dams, treatment plants, and other infrastructure within the park and forest systems. DCNR is actively working to [reduce its carbon footprint](#) and save money by incorporating [energy-saving features](#) in existing and new buildings, water-saving measures in landscapes, and using recycled building materials. The department manages forestlands to limit impacts from development, maintain a balanced and healthy deer population, and incorporate sustainable practices that strengthen the forest's ability to regenerate and combat invasive species outbreaks. In addition, state forests alone sequester millions of standard tons of carbon each year, contributing significantly to the mitigation of climate change.

Improve Communities Through Access to Conservation and Recreation Resources

The [Community Conservation Partnerships Program](#) provides technical assistance and matching grants for community parks and trails, snowmobile and ATV trails, land conservation, river conservation, forested buffers, closing trail gaps, and rails-to-trails projects. These grants have assisted every Pennsylvania county and reached more than half of the Commonwealth's communities. Parks and trails provide multiple benefits that support local and regional economies, help build more flood and climate resilient communities through nature-based infrastructure, and ensure equitable access to the outdoors so that all can experience the healing and therapeutic benefits of the outdoors and participate in healthful activities.

DCNR also directly supports jobs through its [PA Outdoor Corps](#) where participants gain on-the-job skills by working outdoors through a 6-week summer youth corps or a 9-month young adult program. Projects include building trails and shelters, combating invasive species, and learning planning and design skills. Promoting conservation as a career creates a pipeline of young people interested in restoration, recreation, and helping to diversify and strengthen the next generation of conservation stewards.

Stewardship of Natural Resources

DCNR is a trustee under [Article 1, Section 27](#) of the state constitution and uses this responsibility to ensure the highest level of natural resource conservation for current and future generations of Pennsylvanians. The department uses adaptive management in its efforts to conserve the state's forests, streams, and natural communities. DCNR provides leadership and guidance through technical assistance, ecological and geologic information, and grant funding for research, planning, project development, and land acquisition. The department's conservation science programs and [topographic and geologic resources](#), including digital maps, data, and geographic information systems, help communities and industries make land use decisions that support sustainable development. Bureau geologists map the surface and subsurface geology and analyze the state's geological resources to disseminate impartial information essential to environmental stewardship, human health and safety, infrastructure development, and economic growth. DCNR, through its service foresters, provides hands-on assistance to private forest landowners who own three-quarters of all forestland in the state. The department's goal is to reduce forest fragmentation and loss by conserving additional forest acres and planting additional trees. DCNR is expanding its work to help the Chesapeake Bay and local streams by funding streamside [buffer projects](#) across the Commonwealth.

Conservation and Natural Resources

Program: Parks and Forests Management, continued

Program Recommendations:

This budget recommends the following changes: (Dollar Amounts in Thousands)

General Government Operations		State Forests Operations	
\$ 5,264	—to continue current program.	\$ 4,541	—to continue current program.
(46)	—to reflect change in other revenue.	(164)	—to reflect change in other revenue.
388	—decreased utilization of Oil and Gas Lease funds for current operating costs.	4,733	—decreased utilization of Oil and Gas Lease funds for current operating costs.
2,000	—Initiative—to consolidate several siloed systems and implement infrastructure to ensure continuity.	5,907	—Initiative—to manage and improve trails across state forests and parks.
669	—Initiative—to manage and improve trails across state forests and parks.	\$ 15,017	<i>Appropriation Increase</i>
\$ 8,275	<i>Appropriation Increase</i>		
State Parks Operations		Forest Pest Management	
\$ 5,994	—to continue current program.	\$ 1,500	—to continue current program.
(136)	—to reflect change in other revenue.		
11,669	—decreased utilization of Oil and Gas Lease funds for current operating costs.		
1,930	—Initiative—to manage and improve trails across state forests and parks.		
\$ 19,457	<i>Appropriation Increase</i>		

Appropriations within this Program:

	(Dollar Amounts in Thousands)						
	2022-23 Actual	2023-24 Available	2024-25 Budget	2025-26 Estimated	2026-27 Estimated	2027-28 Estimated	2028-29 Estimated
GENERAL FUND:							
General Government Operations	\$ 29,465	\$ 29,465	\$ 37,740	\$ 38,759	\$ 39,728	\$ 39,728	\$ 39,728
State Parks Operations ...	60,787	60,787	80,244	82,411	84,471	84,471	84,471
State Forests Operations	44,431	44,431	59,448	61,053	62,579	62,579	62,579
Forest Pest Management	3,000	3,000	4,500	4,500	4,500	4,500	4,500
Parks, Forests, and Recreation Projects.....	900	900	900	900	900	900	900
Heritage Parks	4,852	5,000	5,000	5,000	5,000	5,000	5,000

Conservation and Natural Resources

Program: Parks and Forests Management, continued

Appropriations within this Program, continued:

	(Dollar Amounts in Thousands)						
	2022-23 Actual	2023-24 Available	2024-25 Budget	2025-26 Estimated	2026-27 Estimated	2027-28 Estimated	2028-29 Estimated
Annual Fixed Charges- Flood Lands	70	70	70	70	70	70	70
Annual Fixed Charges- Project 70.....	88	88	88	88	88	88	88
Annual Fixed Charges- Forest Lands	7,932	7,962	7,962	7,992	8,022	8,052	8,083
Annual Fixed Charges- Park Lands.....	430	415	415	415	415	415	415
TOTAL GENERAL FUND	\$ 151,955	\$ 152,118	\$ 196,367	\$ 201,188	\$ 205,773	\$ 205,803	\$ 205,834
MOTOR LICENSE FUND:							
Dirt and Gravel Roads.....	\$ 7,000	\$ 7,000	\$ 7,000	\$ 7,000	\$ 7,000	\$ 7,000	\$ 7,000
OIL AND GAS LEASE FUND:							
General Government Operations	\$ 14,790	\$ 19,178	\$ 18,790	\$ 18,790	\$ 18,790	\$ 18,790	\$ 18,790
State Parks Operations ...	20,500	32,169	20,500	19,500	19,500	19,500	19,500
State Forests Operations	20,500	25,233	20,500	20,500	25,500	28,000	28,000
Parks, Forests, and Recreation Projects.....	56,000	112,000	-	-	-	-	-
TOTAL OIL AND GAS LEASE FUND	\$ 111,790	\$ 188,580	\$ 59,790	\$ 58,790	\$ 63,790	\$ 66,290	\$ 66,290

Program Measures:

	2018-19 Actual	2019-20 Actual	2020-21 Actual	2021-22 Actual	2022-23 Actual	2023-24 Estimated	2024-25 Estimated
Benefit communities and citizens through investments in conservation and recreation.							
Land conservation through acquisition and easement (acres) - includes additions to parks, forests, and grants to communities.....	15,198	2,324	6,946	7,907	10,839	9,151	8,100
Miles of trail improved/constructed in communities, state parks, and state forests	160	129	259	280	251	350	350
Total community grant funding (in millions).....	\$ 48.0	\$ 52.5	\$ 50.9	\$ 66.6	\$ 128.0	\$ 52.0	\$ 54.0
Promote responsible stewardship of the Commonwealth's natural resources.							
Youth trained and employed through the Pennsylvania Outdoor Corps	465	711	772	899	1,039	1,150	1,450
Enhance the stewardship and management of state parks and forests, operating effectively and efficiently.							
Annual state park visits (in millions).....	37.4	40.7	46.6	39.4	38.3	38.4	38.5
Green energy savings	\$ 15,722	\$ 47,682	\$ 373,207	\$ 389,717	\$ 486,736	\$ 1,095,228	\$ 1,431,453



CORRECTIONS

The [Pennsylvania Department of Corrections \(DOC\)](#) operates as one team, embraces diversity, and commits to enhancing public safety. As a leader in the corrections field, the department aims to reduce criminal behavior by providing individualized treatment and education to incarcerated individuals, resulting in successful community reintegration through accountability and positive change.

The department maintains a state system for the custody and rehabilitation of individuals sentenced to incarceration. Included within this system are residential programs to provide supervision, counseling, and treatment, enabling them to satisfactorily adjust to society. DOC further supervises persons on parole, helping them to continue to reintegrate into society. The [Pennsylvania Parole Board](#) ensures citizen safety through careful selection of individuals to be paroled. The [Office of Victim Advocate](#) administers the victim service programs by representing rights and interests of crime victims. The [Sexual Offenders Assessment Board](#) is responsible for the review of registration of sexual offenders and conducting assessments of convicted sex offenders. The [Board of Pardons](#) reviews criminal cases to determine whether clemency should be recommended to the Governor.

Programs and Goals

Incarcerated Individuals: To optimize safety and security in prison, reduce recidivism, strive for operational excellence, and promote engaged, collaborative, and effective staff.

Reentry Into Communities: To optimize safety and security in the community, reduce recidivism, strive for operational excellence, and promote engaged, collaborative, and effective staff.

Summary by Fund and Appropriation

(Dollar Amounts in Thousands)

2022-23 2023-24 2024-25
 ACTUAL AVAILABLE BUDGET

GENERAL FUND:

Institutional:

Medical Care	\$ 338,156	\$ 368,412 ^a	\$ 412,289
(F)Adult Reentry Education, Employment, and Treatment.....	850	750	600
(F)PREA Program-Strategic Support for PREA Implementation.....	225	200	179
(F)Pay for Success	1,050	1,000	900
(F)State Opioid Response (EA).....	17,262	10,028	5,862
(A)Medical Reimbursements	497	500	400
Subtotal	<u>\$ 358,040</u>	<u>\$ 380,890</u>	<u>\$ 420,230</u>
Correctional Education and Training	43,833	47,537	51,156
(F)Correctional Education	955	915	832
Subtotal	<u>\$ 44,788</u>	<u>\$ 48,452</u>	<u>\$ 51,988</u>
State Correctional Institutions	2,127,197	2,331,704 ^b	2,506,319
(F)Reimbursement for Incarcerated Aliens	5,000	5,000	2,500
(F)Naloxone Reentry Tracking Program.....	871	550	200
(F)Criminal Justice and Mental Health Collaboration.....	550	550	550
(F)Second Chance Act.....	600	380	31
(F)SUPTRSBG-Substance Use Prevention (EA).....	1,965	1,965	1,965
(F)RSAT-State Incarcerated Individuals (EA).....	660	660	550
(F)Body-Worn Camera Policy and Implementation Program (EA).....	90	90	-
(F)PREA Compliance (EA).....	167	172	160
(A)Institutional Reimbursements	237	192	314
(A)Social Security	145	163	144
(R)Rockview Farm Program (EA).....	289	360	360
Subtotal	<u>\$ 2,137,771</u>	<u>\$ 2,341,786</u>	<u>\$ 2,513,093</u>
Subtotal - State Funds.....	<u>\$ 2,509,186</u>	<u>\$ 2,747,653</u>	<u>\$ 2,969,764</u>
Subtotal - Federal Funds.....	30,245	22,260	14,329
Subtotal - Augmentations.....	879	855	858
Subtotal - Restricted.....	<u>289</u>	<u>360</u>	<u>360</u>
Total - Institutional.....	<u>\$ 2,540,599</u>	<u>\$ 2,771,128</u>	<u>\$ 2,985,311</u>

General Government:

General Government Operations	\$ 43,097	\$ 39,931	\$ 40,784
(A)County Training.....	85	145	125
(A)Miscellaneous	-	19	19
Subtotal	<u>\$ 43,182</u>	<u>\$ 40,095</u>	<u>\$ 40,928</u>

Summary by Fund and Appropriation

(Dollar Amounts in Thousands)

	2022-23 ACTUAL	2023-24 AVAILABLE	2024-25 BUDGET
State Field Supervision.....	158,090	180,548 ^c	184,581
(F)Smart Supervision	800	800	800
(F)Swift, Certain, and Fair	264	-	-
(A)State Parole Supervision Fees	3,915	4,157	4,100
(A)Interstate Supervision Fees.....	84	90	86
(A)Council of State Governments Safe Neighborhood	220	-	-
Subtotal	<u>\$ 163,373</u>	<u>\$ 185,595</u>	<u>\$ 189,567</u>
Pennsylvania Parole Board	12,774	12,967	13,630
Sexual Offenders Assessment Board	6,891	7,349	8,043
Board of Pardons	2,157	2,700	2,885
Office of Victim Advocate	-	3,489	4,547
(F)OVA Post Conviction Victims Rights and Services (EA)	575	559	559
(F)OVA STOP Grant Training and Technical Assistance (EA).....	66	66	54
(F)SORNA Notifications (EA)	187	130	121
(F)SORNA Awareness Grant (EA)	153	152	68
(F)Addressing Sexual Exploitation (EA)	50	-	-
Subtotal	<u>\$ 1,031</u>	<u>\$ 4,396</u>	<u>\$ 5,349</u>
Subtotal - State Funds.....	<u>\$ 223,009</u>	<u>\$ 246,984</u>	<u>\$ 254,470</u>
Subtotal - Federal Funds.....	<u>2,095</u>	<u>1,707</u>	<u>1,602</u>
Subtotal - Augmentations.....	<u>4,304</u>	<u>4,411</u>	<u>4,330</u>
Subtotal - Restricted.....	<u>-</u>	<u>-</u>	<u>-</u>
Total - General Government.....	<u>\$ 229,408</u>	<u>\$ 253,102</u>	<u>\$ 260,402</u>
Grants and Subsidies:			
(R)County Parole Supervision Fees	\$ 16,666	\$ 9,785	\$ - ^d
STATE FUNDS	\$ 2,732,195	\$ 2,994,637	\$ 3,224,234
FEDERAL FUNDS	32,340	23,967	15,931
AUGMENTATIONS	5,183	5,266	5,188
RESTRICTED	16,955	10,145	360
GENERAL FUND TOTAL.....	<u>\$ 2,786,673</u>	<u>\$ 3,034,015</u>	<u>\$ 3,245,713</u>
OTHER FUNDS:			
MANUFACTURING FUND:			
General Operations (EA).....	\$ 97,586	\$ 103,068	\$ 103,173

Summary by Fund and Appropriation

(Dollar Amounts in Thousands)

	2022-23 ACTUAL	2023-24 AVAILABLE	2024-25 BUDGET
DEPARTMENT TOTAL - ALL FUNDS			
GENERAL FUND	\$ 2,732,195	\$ 2,994,637	\$ 3,224,234
MOTOR LICENSE FUND.....	-	-	-
LOTTERY FUND.....	-	-	-
FEDERAL FUNDS	32,340	23,967	15,931
AUGMENTATIONS.....	5,183	5,266	5,188
RESTRICTED	16,955	10,145	360
OTHER FUNDS	97,586	103,068	103,173
TOTAL ALL FUNDS	\$ 2,884,259	\$ 3,137,083	\$ 3,348,886

- ^a Includes recommended supplemental appropriation of \$10,447,000.
- ^b Includes recommended supplemental appropriation of \$83,344,000.
- ^c Includes recommended supplemental appropriation of \$7,115,000.
- ^d Per Act 34 of 2023, counties retain all supervision fees collected.

Program Funding Summary

(Dollar Amounts in Thousands)

	2022-23	2023-24	2024-25	2025-26	2026-27	2027-28	2028-29
	Actual	Available	Budget	Estimated	Estimated	Estimated	Estimated
INCARCERATED INDIVIDUALS:							
GENERAL FUND.....	\$ 2,552,283	\$ 2,787,584	\$ 3,010,548	\$ 3,081,487	\$ 3,158,524	\$ 3,158,524	\$ 3,158,524
MOTOR LICENSE FUND....	-	-	-	-	-	-	-
LOTTERY FUND	-	-	-	-	-	-	-
FEDERAL FUNDS	31,276	23,167	15,131	13,632	12,982	12,582	12,582
AUGMENTATIONS.....	964	1,019	1,002	1,002	1,002	1,002	1,002
RESTRICTED	289	360	360	360	360	360	360
OTHER FUNDS	97,586	103,068	103,173	105,959	108,608	111,323	114,106
SUBCATEGORY TOTAL	\$ 2,682,398	\$ 2,915,198	\$ 3,130,214	\$ 3,202,440	\$ 3,281,476	\$ 3,283,791	\$ 3,286,574
REENTRY INTO COMMUNITIES:							
GENERAL FUND.....	\$ 179,912	\$ 207,053	\$ 213,686	\$ 219,456	\$ 224,943	\$ 224,943	\$ 224,943
MOTOR LICENSE FUND....	-	-	-	-	-	-	-
LOTTERY FUND	-	-	-	-	-	-	-
FEDERAL FUNDS	1,064	800	800	800	500	200	-
AUGMENTATIONS.....	4,219	4,247	4,186	4,186	4,186	4,186	4,186
RESTRICTED	16,666	9,785	-	-	-	-	-
OTHER FUNDS	-	-	-	-	-	-	-
SUBCATEGORY TOTAL	\$ 201,861	\$ 221,885	\$ 218,672	\$ 224,442	\$ 229,629	\$ 229,329	\$ 229,129
ALL PROGRAMS:							
GENERAL FUND.....	\$ 2,732,195	\$ 2,994,637	\$ 3,224,234	\$ 3,300,943	\$ 3,383,467	\$ 3,383,467	\$ 3,383,467
MOTOR LICENSE FUND....	-	-	-	-	-	-	-
LOTTERY FUND	-	-	-	-	-	-	-
FEDERAL FUNDS	32,340	23,967	15,931	14,432	13,482	12,782	12,582
AUGMENTATIONS.....	5,183	5,266	5,188	5,188	5,188	5,188	5,188
RESTRICTED	16,955	10,145	360	360	360	360	360
OTHER FUNDS	97,586	103,068	103,173	105,959	108,608	111,323	114,106
DEPARTMENT TOTAL	\$ 2,884,259	\$ 3,137,083	\$ 3,348,886	\$ 3,426,882	\$ 3,511,105	\$ 3,513,120	\$ 3,515,703

Program: Incarcerated Individuals

Goal: To optimize safety and security in prison, reduce recidivism, strive for operational excellence, and promote engaged, collaborative, and effective staff.

The [Department of Corrections \(DOC\)](#) protects the public by confining individuals in [state correctional institutions](#) for the period of time specified by the courts and the [Pennsylvania Parole Board](#). The department is charged with maintaining safe and humane institutions while providing opportunities to the prison population for growth and change. Given that 90 percent of individuals incarcerated in the Commonwealth's state correctional institutions will eventually be released into the community, DOC emphasizes programs that prepare them for responsible, crime-free community living. These reentry programs include [drug and alcohol treatment](#) programs, [educational/vocational](#) programs, and [reentry and transitional services](#). The department prepares and promotes rigorous [statistics and evaluations](#) on the institutional and reentry programs and processes to ensure data-driven decisions are made when allocating resources to reduce recidivism.

Institutional Operations

In addition to protecting the public, DOC emphasizes the safety and security of its staff, volunteers, incarcerated persons, and visitors to institutions. All individuals undergo a diagnostic and classification process to determine the appropriate security classification, medical needs, and programs needed for reentry into society. Two of the largest support service needs to operate the institutions are food service and facility maintenance. Staff and incarcerated individuals perform most of these functions, giving people an opportunity to learn a trade, while constructively occupying their time. Another large support service is health care provided by a combination of staff and contractors. The department also offers renal dialysis, geriatric services, infectious care treatment, and other necessary services. Institutions also provide mental health services, including special needs units in most institutions and licensed mental health units in six institutions.

Individual Programs and Reentry

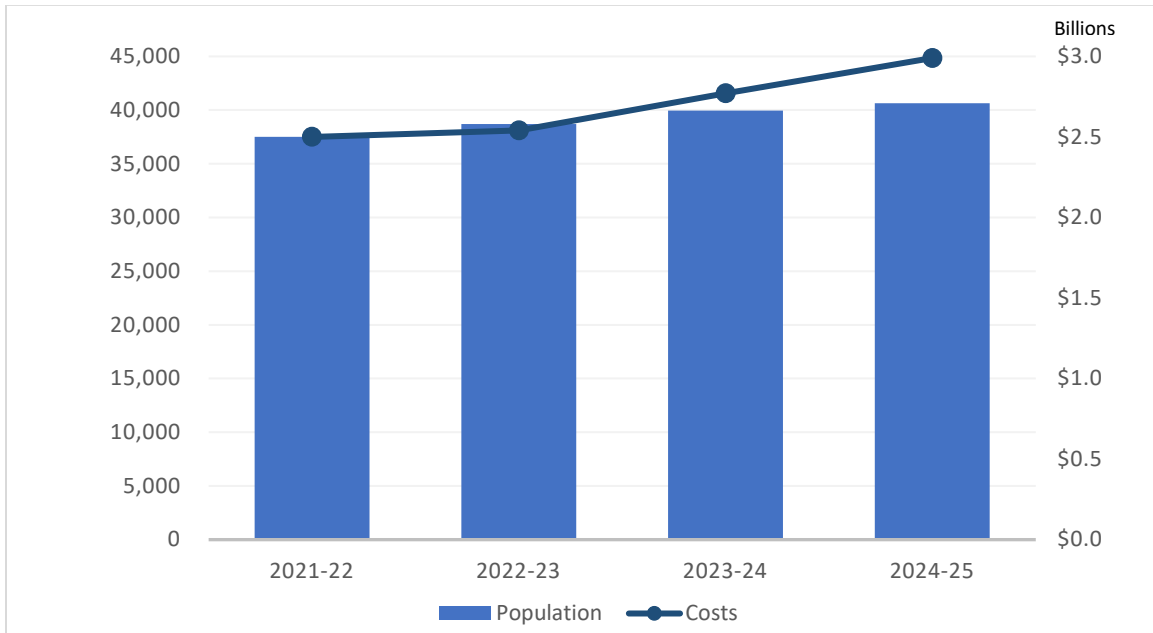
DOC provides programming which will enable individuals to leave prison better prepared to adjust to life in the community. In order to increase public safety, use of secure parole violator centers for certain reentrants is necessary. These centers provide the means to reduce the number of technical parole violators returning to a state correctional institution yet maintain a secure environment for parolees at the centers. Preparation for reentry begins when an individual enters the department's diagnostic and classification center. The center conducts a comprehensive assessment of the individual's risk or probability of reoffending. This assessment data develops a meaningful correctional plan which details the recommended treatment and education programs for each individual and sets expectations for behavior and work performance throughout incarceration. [Prosocial connections](#) are also important to the reentrant and the department. Another treatment option is the State Drug Treatment Program where eligible individuals participate in structured alcohol and drug treatment programs while in an institution, followed by treatment in the community. Employment in institutional jobs and [correctional industries](#) provide individuals with the opportunity to learn responsibility as well as work habits and skills that can be used to find employment after release.

Community Corrections

The last step in reentry treatment is [community corrections](#). Community corrections centers permit highly screened individuals, who meet established criteria, to live in housing in the community. At these centers, reentrants receive 24-hour supervision and can utilize counseling services while working or attending school. The centers also offer alcohol and drug treatment services, employment assistance, specialized counseling for hard-to-place individuals, and other services.

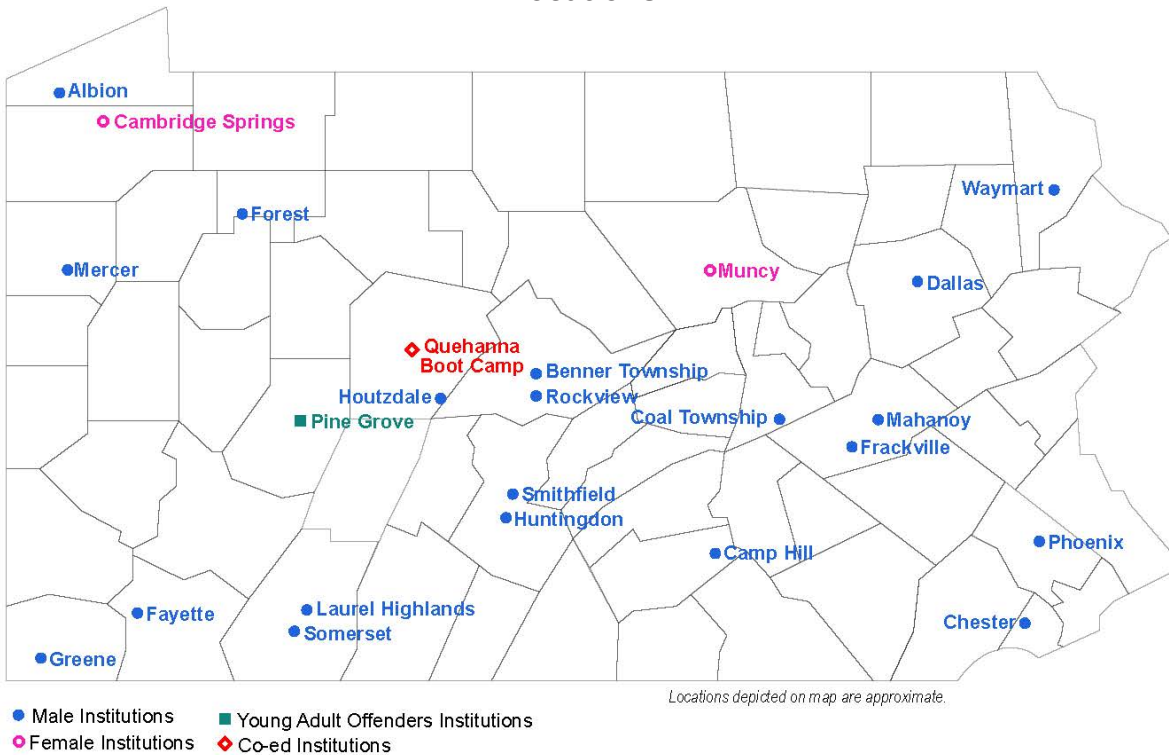
Program: Incarcerated Individuals, continued

State Correctional Institutions Population and Operating Costs



The cost of operating the state correctional institution system is estimated to increase from \$2.50 billion in 2021-22 to \$2.99 billion in 2024-25. Since July 2022, the population has increased from 37,498 to a projected 40,645 by June 2025.

Locations



Program: Incarcerated Individuals, continued

Population by Institution

Institutions	Population	Population	Projected	Projected	Projected
	July 2022	July 2023	Population July 2024	Bed Capacity July 2024	Percent of Capacity July 2024
Albion.....	2,039	2,062	2,128	2,191	97.1%
Benner Township.....	1,812	1,782	1,839	2,146	85.7%
Cambridge Springs.....	799	799	824	1,160	71.0%
Camp Hill.....	2,565	1,640	1,692	2,747	61.6%
Chester.....	1,064	1,103	1,138	1,178	96.6%
Coal Township.....	1,543	1,914	1,975	1,916	103.1%
Dallas.....	1,670	1,897	1,957	1,927	101.6%
Fayette.....	1,835	1,790	1,847	2,163	85.4%
Forest.....	2,144	2,002	2,066	2,340	88.3%
Frackville.....	1,055	1,069	1,103	1,172	94.1%
Greene.....	1,526	1,632	1,684	1,926	87.4%
Houtzdale.....	2,379	2,135	2,203	2,255	97.7%
Huntingdon.....	1,454	1,930	1,991	2,080	95.7%
Laurel Highlands.....	1,052	1,351	1,394	1,174	118.7%
Mahanoy.....	2,120	2,127	2,195	2,160	101.6%
Mercer.....	1,012	1,192	1,230	1,265	97.2%
Muncy.....	1,046	1,055	1,089	1,434	75.9%
Phoenix.....	2,755	2,863	2,954	3,317	89.1%
Pine Grove.....	909	986	1,017	1,047	97.1%
Quehanna Boot Camp.....	362	387	399	642	62.1%
Rockview.....	1,675	2,032	2,097	2,215	94.7%
Smithfield.....	1,061	1,132	1,168	1,390	84.0%
Somerset.....	1,846	1,625	1,677	2,033	82.5%
Waymart.....	722	1,001	1,033	729	141.7%
Community Centers.....	1,049	1,203	1,241	1,241	100.0%
Other Jurisdictions - Federal.....	4	4	4	4	100.0%
Total.....	37,498	38,713	39,945	43,852	91.1%

Program: Incarcerated Individuals, continued

Expenditures by Institution: (Dollar Amounts in Thousands)

	2022-23 Actual	2023-24 Available	2024-25 Budget		2022-23 Actual	2023-24 Available	2024-25 Budget
Albion				Greene			
State Funds	\$ 90,568	\$ 101,737	\$ 106,392	State Funds.....	\$ 109,862	\$ 116,980	\$ 126,001
Federal Funds....	5	-	-	Federal Funds....	-	-	-
Augmentations...	24	29	27	Augmentations ...	27	23	21
TOTAL.....	\$ 90,597	\$ 101,766	\$ 106,419	TOTAL.....	\$ 109,889	\$ 117,003	\$ 126,022
Benner Township				Houtzdale			
State Funds	\$ 85,968	\$ 98,325	\$ 104,785	State Funds.....	\$ 91,119	\$ 106,049	\$ 113,278
Federal Funds....	-	-	-	Federal Funds....	21	-	16
Augmentations...	23	20	12	Augmentations ...	15	25	15
TOTAL.....	\$ 85,991	\$ 98,345	\$ 104,797	TOTAL.....	\$ 91,155	\$ 106,074	\$ 113,309
Cambridge Springs				Huntingdon			
State Funds	\$ 58,181	\$ 66,506	\$ 66,714	State Funds.....	\$ 95,150	\$ 109,157	\$ 111,894
Federal Funds....	20	-	-	Federal Funds....	-	187	55
Augmentations...	28	36	28	Augmentations ...	15	25	16
TOTAL.....	\$ 58,229	\$ 66,542	\$ 66,742	TOTAL.....	\$ 95,165	\$ 109,369	\$ 111,965
Camp Hill				Laurel Highlands			
State Funds	\$ 137,100	\$ 151,205	\$ 159,753	State Funds.....	\$ 97,664	\$ 106,379	\$ 105,637
Federal Funds....	30	15	15	Federal Funds....	-	-	-
Augmentations...	45	45	81	Augmentations ...	15	26	15
TOTAL.....	\$ 137,175	\$ 151,265	\$ 159,849	TOTAL.....	\$ 97,679	\$ 106,405	\$ 105,652
Chester				Mahanoy			
State Funds	\$ 64,997	\$ 77,550	\$ 80,882	State Funds.....	\$ 96,027	\$ 108,279	\$ 115,416
Federal Funds....	-	-	-	Federal Funds....	-	-	-
Augmentations...	10	28	7	Augmentations ...	35	43	33
TOTAL.....	\$ 65,007	\$ 77,578	\$ 80,889	TOTAL.....	\$ 96,062	\$ 108,322	\$ 115,449
Coal Township				Mercer			
State Funds	\$ 82,659	\$ 87,217	\$ 94,356	State Funds.....	\$ 74,564	\$ 82,919	\$ 86,856
Federal Funds....	21	15	15	Federal Funds....	-	-	-
Augmentations...	41	43	33	Augmentations ...	13	22	11
TOTAL.....	\$ 82,721	\$ 87,275	\$ 94,404	TOTAL.....	\$ 74,577	\$ 82,941	\$ 86,867
Dallas				Muncy			
State Funds	\$ 106,550	\$ 117,471	\$ 122,446	State Funds.....	\$ 92,809	\$ 100,706	\$ 102,849
Federal Funds....	12	-	-	Federal Funds....	23	15	15
Augmentations...	27	32	21	Augmentations ...	37	46	40
TOTAL.....	\$ 106,589	\$ 117,503	\$ 122,467	TOTAL.....	\$ 92,869	\$ 100,767	\$ 102,904
Fayette				Phoenix			
State Funds	\$ 111,337	\$ 124,580	\$ 133,785	State Funds.....	\$ 168,902	\$ 184,430	\$ 197,200
Federal Funds....	-	-	-	Federal Funds....	-	-	-
Augmentations...	20	18	14	Augmentations ...	55	70	96
TOTAL.....	\$ 111,357	\$ 124,598	\$ 133,799	TOTAL.....	\$ 168,957	\$ 184,500	\$ 197,296
Forest				Pine Grove			
State Funds	\$ 102,488	\$ 119,643	\$ 124,185	State Funds.....	\$ 70,106	\$ 78,172	\$ 79,976
Federal Funds....	24	-	-	Federal Funds....	419	459	488
Augmentations...	28	27	23	Augmentations ...	12	12	9
TOTAL.....	\$ 102,540	\$ 119,670	\$ 124,208	TOTAL.....	\$ 70,537	\$ 78,643	\$ 80,473
Frackville				Quehanna Boot Camp			
State Funds	\$ 62,363	\$ 69,482	\$ 75,934	State Funds.....	\$ 32,060	\$ 37,922	\$ 38,260
Federal Funds....	-	-	-	Federal Funds....	156	15	15
Augmentations...	7	13	9	Augmentations ...	17	13	13
TOTAL.....	\$ 62,370	\$ 69,495	\$ 75,943	TOTAL.....	\$ 32,233	\$ 37,950	\$ 38,288

Program: Incarcerated Individuals, continued

Expenditures by Institution: (Dollar Amounts in Thousands)

	2022-23 Actual	2023-24 Available	2024-25 Budget		2022-23 Actual	2023-24 Available	2024-25 Budget
Rockview				Community Centers			
State Funds	\$ 106,429	\$ 118,359	\$ 121,664	State Funds.....	\$ 94,357	\$ 101,834	\$ 109,559
Federal Funds....	10	-	-	Federal Funds....	1,050	550	-
Augmentations...	264	395	451	Augmentations...	98	-	50
TOTAL.....	\$ 106,703	\$ 118,754	\$ 122,115	TOTAL.....	\$ 95,505	\$ 102,384	\$ 109,609
Smithfield				Training Academy			
State Funds	\$ 83,893	\$ 94,387	\$ 98,301	State Funds.....	\$ 5,354	\$ 7,591	\$ 6,786
Federal Funds....	-	-	-	Federal Funds....	-	-	-
Augmentations...	27	17	17	Augmentations...	-	-	-
TOTAL.....	\$ 83,920	\$ 94,404	\$ 98,318	TOTAL.....	\$ 5,354	\$ 7,591	\$ 6,786
Somerset				Central Office			
State Funds	\$ 95,166	\$ 109,108	\$ 111,256	State Funds.....	\$ 181,138 ^a	\$ 149,403 ^a	\$ 244,178 ^a
Federal Funds....	21	15	15	Federal Funds....	28,255	20,803	13,505
Augmentations...	15	20	17	Augmentations...	248	163	144
TOTAL.....	\$ 95,202	\$ 109,143	\$ 111,288	TOTAL.....	\$ 209,641	\$ 170,369	\$ 257,827
Waymart				Other Jurisdictions - Federal			
State Funds	\$ 106,320	\$ 120,202	\$ 125,189	State Funds.....	\$ 6,055	\$ 2,060	\$ 6,232
Federal Funds....	178	186	190	Federal Funds....	-	-	-
Augmentations...	22	24	15	Augmentations...	-	-	-
TOTAL.....	\$ 106,520	\$ 120,412	\$ 125,394	TOTAL.....	\$ 6,055	\$ 2,060	\$ 6,232

^a Expenditures include annual maintenance costs for closed institutions.

Program Recommendations:

This budget recommends the following changes: (Dollar Amounts in Thousands)

Medical Care		State Correctional Institutions	
\$ 14,300	—to continue current program.	\$ 169,627	—to continue current program.
29,577	—to provide medication assisted treatment for incarcerated individuals with opioid use disorder.	4,988	—Initiative—to align with national best practices reducing the use of solitary confinement.
\$ 43,877	Appropriation Increase	\$ 174,615	Appropriation Increase
Correctional Education and Training		General Government Operations	
\$ 3,619	—to continue current program.	\$ 614	—to continue current program.
		239	—Initiative—to support the mental health and wellness of corrections staff.
		\$ 853	Appropriation Increase

Program: Incarcerated Individuals, continued

Appropriations within this Program:

(Dollar Amounts in Thousands)

	2022-23	2023-24	2024-25	2025-26	2026-27	2027-28	2028-29
	Actual	Available	Budget	Estimated	Estimated	Estimated	Estimated
GENERAL FUND:							
Medical Care.....	\$ 338,156	\$ 368,412	\$ 412,289	\$ 423,421	\$ 434,007	\$ 434,007	\$ 434,007
Correctional Education and Training.....	43,833	47,537	51,156	52,537	53,850	53,850	53,850
State Correctional Institutions.....	2,127,197	2,331,704	2,506,319	2,563,644	2,627,735	2,627,735	2,627,735
General Government Operations	43,097	39,931	40,784	41,885	42,932	42,932	42,932
TOTAL GENERAL FUND.....	\$ 2,552,283	\$ 2,787,584	\$ 3,010,548	\$ 3,081,487	\$ 3,158,524	\$ 3,158,524	\$ 3,158,524

Program Measures:

	2018-19	2019-20	2020-21	2021-22	2022-23	2023-24	2024-25
	Actual	Actual	Actual	Actual	Actual	Estimated	Estimated
Reduce violence rates.							
In-institution violence rate (on staff and on other persons combined) per 1,000.....	52.4	58.7	35.0	43.9	51.0	56.1	56.1
Decrease population.							
Population.....	46,482	42,101	37,748	37,498	38,713	39,945	40,645
Reduce recidivism.							
One-year recidivism rate	41.3%	40.0%	36.7%	30.4%	31.5%	34.7%	34.7%
Three-year recidivism rate.....	64.4%	64.7%	62.8%	60.2%	58.4%	64.2%	64.2%

Program: Reentry into Communities

Goal: To optimize safety and security in the community, reduce recidivism, strive for operational excellence, and promote engaged, collaborative, and effective staff.

The primary goal of reentry is to protect the safety of the public through effective [parole decisions](#) and proper supervision of individuals returning to their communities. Successful reentry can reduce the likelihood of recidivism. This includes making parole decisions and supervising adult parolees, revoking the parole of technical parole violators who continue to violate parole conditions, revoking the parole of violators convicted of new crimes, and discharging parolees who have fulfilled their sentences in compliance with the conditions of parole.

Parole Decisions

[Individuals](#) must serve their minimum sentence before becoming eligible for parole. To prepare people for reentry while incarcerated, the department develops a correctional plan to address drug and alcohol treatment needs, educational opportunities, vocational training, counseling services, and employment opportunities within the institution.

Reentry Preparation

To fulfill the mission of community safety, the department focuses on preparing individuals for parole release and providing continued support during the critical initial period of readjustment following a person’s return to the community. The institutional reentry staff work to identify employment, housing, and other obstacles or challenges to successful reentry. Upon release, an individual’s needs are reassessed every six months or more frequently, if necessary.

Supervision and Case Management

The [reentry of an individual](#) into the community requires effective supervision, which includes a balance of monitoring and enforcement of parole conditions coupled with effective case management. As part of DOC’s responsibility to public safety, field agents use problem-solving case management and other evidence-based strategies to reduce the risk of reoffending. Supervision staff also help with challenges regarding job, residence, continuity of care, or other issues. Management of technical parole violators through alternative, community-based interventions, and specialized support programs safely and effectively allow for continued supervision in the community.

Other Probation and Parole Programs

- The [Office of Victim Advocate](#) represents the interests of crime victims before the board or the department.
- The [Sexual Offenders Assessment Board \(SOAB\)](#) is responsible for conducting court-ordered assessments of convicted sexual offenders. SOAB provides the assessments to district attorneys and assists in determining those offenders who may be found by the court to be sexually violent predators. In addition, SOAB is responsible for updating and verifying the registry information for any offenders under board supervision.
- The [Board of Pardons](#) reviews criminal cases to determine whether clemency should be recommended to the Governor.

Program Recommendations:

This budget recommends the following changes: (Dollar Amounts in Thousands)

<p>State Field Supervision</p> <p>\$ 4,033 —to continue current program.</p>	<p>Board of Pardons</p> <p>\$ 185 —to continue current program.</p>
<p>Pennsylvania Parole Board</p> <p>\$ 663 —to continue current program.</p>	<p>Office of Victim Advocate</p> <p>\$ 342 —to continue current program.</p> <p>152 —Initiative—to increase services for crime survivors.</p> <p>564 —Initiative—to offset reductions in federal funding for victim services.</p>
<p>Sexual Offenders Assessment Board</p> <p>\$ 694 —to continue current program.</p>	<p>\$ 1,058 <i>Appropriation Increase</i></p>

Program: Reentry into Communities, continued

Appropriations within this Program:

	(Dollar Amounts in Thousands)						
	2022-23	2023-24	2024-25	2025-26	2026-27	2027-28	2028-29
	Actual	Available	Budget	Estimated	Estimated	Estimated	Estimated
GENERAL FUND:							
State Field Supervision	\$ 158,090	\$ 180,548	\$ 184,581	\$ 189,565	\$ 194,304	\$ 194,304	\$ 194,304
Pennsylvania Parole Board	12,774	12,967	13,630	13,998	14,348	14,348	14,348
Sexual Offenders Assessment Board	6,891	7,349	8,043	8,260	8,467	8,467	8,467
Board of Pardons	2,157	2,700	2,885	2,963	3,037	3,037	3,037
Office of Victim Advocate	-	3,489	4,547	4,670	4,787	4,787	4,787
TOTAL GENERAL FUND	\$ 179,912	\$ 207,053	\$ 213,686	\$ 219,456	\$ 224,943	\$ 224,943	\$ 224,943

Program Measures:

	2018-19	2019-20	2020-21	2021-22	2022-23	2023-24	2024-25
	Actual	Actual	Actual	Actual	Actual	Estimated	Estimated
Increase the number of individuals identified as appropriate for parole based on reduced risk of committing another crime.							
State parolees and probationers supervised at fiscal year end	41,459	41,219	39,800	36,749	33,782	35,014	35,714
Decrease the percentage of supervised individuals who return to prison upon release from prison.							
One-year parole recommitment rate ...	16%	15%	14%	14%	18%	18%	18%
Three-year parole recommitment rate	42%	41%	39%	37%	36%	40%	40%



DRUG AND ALCOHOL PROGRAMS

The mission of the [Department of Drug and Alcohol Programs \(DDAP\)](#) is to engage, coordinate, and lead the Commonwealth's effort to prevent and reduce drug, alcohol, and gambling addiction and misuse; and to promote recovery, thereby reducing the human and economic impact of the disease.

The department develops and implements programs to reduce substance misuse and dependency through prevention, intervention, rehabilitation, and treatment programs. These programs are designed to educate all population segments on the effects, dangers, and dependency that drug and alcohol misuse poses to public health and to mitigate the economic impact of substance misuse for the citizens of Pennsylvania.

Programs and Goals

Drug and Alcohol Misuse Prevention and Treatment: *To provide education, intervention, and treatment programs to reduce drug and alcohol addiction, misuse, and dependence as well as problem gambling disorders.*

Drug and Alcohol Programs

Summary by Fund and Appropriation

(Dollar Amounts in Thousands)

	2022-23 ACTUAL	2023-24 AVAILABLE	2024-25 BUDGET
GENERAL FUND:			
General Government:			
General Government Operations	\$ 3,193	\$ 3,406	\$ 3,509
(F)SUPTRSBG-Administration and Operation	8,785	8,785	9,505
(F)COVID-SUPTRSBG-Administration and Operation (EA)	519	671	-
(F)Substance Use Special Projects-Administration and Operation	4,327	3,995	3,885
(F)State Opioid Response Administration	9,104	9,104	9,104
(F)Recovery House Assistance (EA)	1,044	1,710	-
(A)Departmental Services	20	-	-
(R)Recovery House Certification (EA)	92	70	70
Subtotal	<u>\$ 27,084</u>	<u>\$ 27,741</u>	<u>\$ 26,073</u>
Subtotal - State Funds	\$ 3,193	\$ 3,406	\$ 3,509
Subtotal - Federal Funds	23,779	24,265	22,494
Subtotal - Augmentations	20	-	-
Subtotal - Restricted	92	70	70
Total - General Government	<u>\$ 27,084</u>	<u>\$ 27,741</u>	<u>\$ 26,073</u>
Grants and Subsidies:			
Assistance to Drug and Alcohol Programs	\$ 44,732	\$ 44,732	\$ 44,732
(F)SUPTRSBG-Drug and Alcohol Services	79,870	80,615	81,560
(F)Substance Use Special Projects Grants	21,954	21,250	21,250
(F)State Opioid Response	184,286	154,249	154,259
(R)Opioid Settlements	21,361	13,575	18,521 ^a
Subtotal	<u>\$ 352,203</u>	<u>\$ 314,421</u>	<u>\$ 320,322</u>
Subtotal - State Funds	\$ 44,732	\$ 44,732	\$ 44,732
Subtotal - Federal Funds	286,110	256,114	257,069
Subtotal - Restricted	21,361	13,575	18,521
Total - Grants and Subsidies	<u>\$ 352,203</u>	<u>\$ 314,421</u>	<u>\$ 320,322</u>
STATE FUNDS	\$ 47,925	\$ 48,138	\$ 48,241
FEDERAL FUNDS	309,889	280,379	279,563
AUGMENTATIONS	20	-	-
RESTRICTED	21,453	13,645	18,591
GENERAL FUND TOTAL	<u>\$ 379,287</u>	<u>\$ 342,162</u>	<u>\$ 346,395</u>
OTHER FUNDS:			
COMPULSIVE AND PROBLEM GAMBLING TREATMENT FUND:			
Drug and Alcohol Treatment Services (EA)	\$ 6,231	\$ 11,603	\$ 10,662
(R)Compulsive and Problem Gambling Treatment (EA)	5,938	6,800	6,800
COMPULSIVE AND PROBLEM GAMBLING TREATMENT FUND TOTAL	<u>\$ 12,169</u>	<u>\$ 18,403</u>	<u>\$ 17,462</u>

Drug and Alcohol Programs

Summary by Fund and Appropriation

(Dollar Amounts in Thousands)

	2022-23 ACTUAL	2023-24 AVAILABLE	2024-25 BUDGET
MEDICAL MARIJUANA PROGRAM FUND:			
Prevention and Treatment Services (EA)	\$ 6,442	\$ 6,225 ^b	\$ 6,203
STATE STORES FUND:			
Alcohol Use Disorder Programs (EA)	\$ 6,617	\$ 5,215	\$ 5,215
DEPARTMENT TOTAL - ALL FUNDS			
GENERAL FUND	\$ 47,925	\$ 48,138	\$ 48,241
MOTOR LICENSE FUND	-	-	-
LOTTERY FUND	-	-	-
FEDERAL FUNDS	309,889	280,379	279,563
AUGMENTATIONS	20	-	-
RESTRICTED	21,453	13,645	18,591
OTHER FUNDS	25,228	29,843	28,880
TOTAL ALL FUNDS	\$ 404,515	\$ 372,005	\$ 375,275

^a Potential additional settlement payments to the Commonwealth not reflected in total.

^b Includes recommended supplemental executive authorization of \$563,000.

Program Funding Summary

(Dollar Amounts in Thousands)

	2022-23 Actual	2023-24 Available	2024-25 Budget	2025-26 Estimated	2026-27 Estimated	2027-28 Estimated	2028-29 Estimated
DRUG AND ALCOHOL MISUSE PREVENTION AND TREATMENT:							
GENERAL FUND	\$ 47,925	\$ 48,138	\$ 48,241	\$ 48,336	\$ 48,426	\$ 48,426	\$ 48,426
MOTOR LICENSE FUND....	-	-	-	-	-	-	-
LOTTERY FUND	-	-	-	-	-	-	-
FEDERAL FUNDS	309,889	280,379	279,563	279,563	279,563	279,563	279,563
AUGMENTATIONS.....	20	-	-	-	-	-	-
RESTRICTED	21,453	13,645	18,591	17,444	6,619	8,347	9,610
OTHER FUNDS	25,228	29,843	28,880	26,419	26,400	26,563	26,731
DEPARTMENT TOTAL.....	\$ 404,515	\$ 372,005	\$ 375,275	\$ 371,762	\$ 361,008	\$ 362,899	\$ 364,330

Program: Drug and Alcohol Misuse Prevention and Treatment

Goal: To provide education, intervention, and treatment programs to reduce drug and alcohol addiction, misuse, and dependence as well as problem gambling disorders.

The [Department of Drug and Alcohol Programs \(DDAP\)](#) is tasked with the development and implementation of a comprehensive plan to reduce substance misuse and dependency. While treatment is much of the department's immediate focus, interdepartmental collaborations and external partnerships emphasize four areas: prevention and intervention, treatment and recovery support, quality assurance, and workforce development.

Prevention and Intervention

The department's [prevention programs](#) aim to reduce the risk factors associated with substance use through educational sessions, workshops, media presentations, and information dissemination. Intervention services provide support to individuals affected by substance use problems. Services include information hotlines, drop-in centers, alcohol safety programs, and employee and student assistance programs.

DDAP provides county-based agencies, [Single County Authorities \(SCAs\)](#), with funding to ensure delivery of single and recurring prevention programs. SCAs prepare prevention and intervention plans, as well as treatment plans, tailored to meet the needs of their respective communities. The department approves these plans and formulates a statewide plan based on the findings.

Treatment and Recovery Support

DDAP provides the SCAs with funding to deliver or purchase substance use disorder (SUD) treatment and recovery [support services](#) for uninsured and underinsured Pennsylvanians. Treatment services may be received in hospitals, residential facilities, outpatient programs, or correctional settings.

The department established the [Get Help Now](#) hotline, which is available 24/7, 365 days a year to provide confidential referral services to Pennsylvanians seeking SUD treatment, as well as families experiencing difficulty as a result of drug and alcohol use/misuse.

Additionally, DDAP provides resources to first responders, friends, family, health care providers, and educators on the use of [Naloxone](#) to temporarily reverse the effects of an opioid overdose.

The department also provides public education, awareness, training, and call center services relative to [compulsive and problem gambling](#), as well as prevention and treatment services, to individuals with a problem gambling disorder.

Quality Assurance

DDAP conducts annual [inspections](#) of licensed SUD treatment facilities and programs, including the investigation of incident reports and complaints. Inspections are conducted to determine compliance with state and federal standards and regulations as a condition of receiving federal Medicare and Medicaid financial support.

The department began licensing drug and alcohol [recovery houses](#) in 2022. Recovery houses offer individuals recovering from SUD a safe and supportive substance-free environment.

Workforce Development

DDAP's focus on workforce development includes [education and training](#) on prevention, intervention, treatment, and recovery support services for human services professionals and efforts to create a career ladder for growth in this field.

Program Recommendations:

This budget recommends the following changes: (Dollar Amounts in Thousands)

	General Government Operations
\$ 103	—to continue current program.

Drug and Alcohol Programs

Program: Drug and Alcohol Misuse Prevention and Treatment, continued

Appropriations within this Program:

	(Dollar Amounts in Thousands)						
	2022-23	2023-24	2024-25	2025-26	2026-27	2027-28	2028-29
	Actual	Available	Budget	Estimated	Estimated	Estimated	Estimated
GENERAL FUND:							
General Government Operations	\$ 3,193	\$ 3,406	\$ 3,509	\$ 3,604	\$ 3,694	\$ 3,694	\$ 3,694
Assistance to Drug and Alcohol Programs	44,732	44,732	44,732	44,732	44,732	44,732	44,732
TOTAL GENERAL FUND.....	\$ 47,925	\$ 48,138	\$ 48,241	\$ 48,336	\$ 48,426	\$ 48,426	\$ 48,426

Program Measures:

	2018-19	2019-20	2020-21	2021-22	2022-23	2023-24	2024-25
	Actual	Actual	Actual	Actual	Actual	Estimated	Estimated
Provide drug and alcohol treatment services.							
Pennsylvania's Get Help Now hotline calls	16,095	13,714	18,834	17,808	15,225	15,500	15,500
Percentage of Pennsylvania's Get Help Now hotline calls resulting in services	48.3%	55.1%	63.9%	68.8%	70.5%	70.0%	75.0%
Individuals admitted to treatment.....	28,508	28,290	17,713	18,431	16,685	16,500	16,750
Licensure and/or federal certification surveys completed.							
Licensed inpatient drug and alcohol treatment facilities	222	228	224	221	213	213	213
Inpatient capacity	10,493	10,955	11,219	11,141	10,803	10,803	10,803
Licensed outpatient drug and alcohol treatment facilities	638	643	622	616	610	610	610
Outpatient capacity	117,609	118,835	123,323	124,694	124,343	124,343	124,343



EDUCATION

The mission of the [Pennsylvania Department of Education \(PDE\)](#) is to ensure that every learner has access to a world-class education system that academically prepares children and adults to succeed as productive citizens. Further, the department seeks to establish a culture that is committed to improving opportunities throughout the Commonwealth by ensuring that technical support, resources, and optimal learning environments are available for all students, whether children or adults.

PDE establishes standards and measures aimed at continuous improvement of school curriculum and manages staff development and research dissemination systems to ensure that all educational institutions can select from proven practices to boost student achievement. Local school districts, school boards, and other educational institutions receive technical assistance via a network of intermediate units. The department operates a major research library and leads the development of the state's public, school, academic, and special libraries to meet the information, education, and enrichment needs of citizens. PDE supports the improvement of Pennsylvania's higher education and community colleges via educational programs, funding to support students, and direct resources for facility development.

Programs and Goals

Education Support Services: To provide customers with accurate, useful, timely, and cost-effective services that support meaningful programs critical for preparing lifelong learners to become productive citizens.

PreK–12 Education: To prepare all students to graduate high school college-ready and career-ready and to be engaged citizens of the Commonwealth.

Library Services: To support, develop, and provide library services for learning and advancement.

Higher Education: To promote access, affordability, and performance in higher education through strategies to expand opportunity for students and align with employer needs, and to support the Commonwealth's public institutions of higher education in achieving these goals.

Summary by Fund and Appropriation

(Dollar Amounts in Thousands)

2022-23 2023-24 2024-25
ACTUAL AVAILABLE BUDGET

GENERAL FUND:

General Government:

General Government Operations	\$ 36,404	\$ 39,500	\$ 44,127
(F)Adult Basic Education-Administration	2,000	2,000	2,400
(F)Education of Exceptional Children	13,000	13,000	13,000
(F)Special Education-State Personnel Development	2,500	2,500	2,800
(F)ESEA-Title I-Administration	12,333	12,333	12,333
(F)State Approving Agency (Veterans Affairs).....	1,800	1,800	2,100
(F)Food and Nutrition Service	21,000	21,000	21,000
(F)Migrant Education-Administration	700	700	700
(F)Career and Technical Education-Administration	3,910	4,100	4,300
(F)Improving Teacher Quality-Title II-Administration/State	7,400	7,400	7,400
(F)Jacob K Javits Gifted and Talented Students Education	623	-	760
(F)Homeless Assistance	5,000	5,000	5,000
(F)Preschool Grant	960	960	960
(F)School Health Education Programs	100	299	299
(F)Preschool Development Grants	-	16,000	16,000
(F)Medical Assistance-Nurses' Aide Training	670	335	335
(F)State and Community Highway Safety.....	1,500	2,269	2,480
(F)Title IV-21st Century Community Learning Centers-Admin.	4,000	4,000	4,000
(F)National Assessment of Educational Progress.....	180	180	200
(F)Migrant Education Coordination Program	130	130	130
(F)School Improvement Grants	12,000	-	-
(F)Student Support and Academic Enrichment-Administration	2,200	4,569	4,569
(F)Troops to Teachers	400	400	400
(F)Pennsylvania Project AWARE	1,800	-	-
(F)Emergency Impact Aid Program	2,000	2,000	-
(F)Refugee School Impact Development (EA).....	9,000	13,206	13,206
(A)Teacher Certification Fees	2,197	2,333	2,427
(A)PlanCon	564	957	984
(A)Approved Private Schools	926	1,079	1,129
(A)EPSDT Administration.....	350	350	350
(A)Services to Nonpublic Schools-Administration.....	918	989	989
(A)Nonpublic Textbook Administration	1,024	1,505	1,505
(A)Alternative Education	-	10	10
(A)SARA Reciprocity.....	136	141	141
(A)Higher Education Fees	246	250	250
(A)Teacher Certification-Printable Certificates.....	25	30	30
(A)Management Services.....	25	-	-
(R)Private Licensed Schools	523	800	856

Summary by Fund and Appropriation

(Dollar Amounts in Thousands)

	2022-23 ACTUAL	2023-24 AVAILABLE	2024-25 BUDGET
(R)Empowerment School Districts.....	5,593	7,000	7,000
Subtotal	\$ 154,137	\$ 169,125	\$ 174,170
Recovery Schools	250	275	275
Information and Technology Improvement	3,740	3,940	12,166
(F)Statewide Longitudinal Data Systems.....	5,110	5,110	5,110
(F)Longitudinal Data to Support Education Policy	-	500	1,006
PA Assessment	47,128	48,000	48,990
(F)Title VI-Part A State Assessments	15,000	15,000	15,000
State Library	2,238	2,484	2,673
(F)LSTA-Library Development	8,500	8,500	8,500
(A)Key 93 Administrative Costs	- ^a	- ^a	- ^a
Subtotal - State Funds.....	\$ 89,760	\$ 94,199	\$ 108,231
Subtotal - Federal Funds.....	133,816	143,291	143,988
Subtotal - Augmentations.....	6,411	7,644	7,815
Subtotal - Restricted.....	6,116	7,800	7,856
Total - General Government.....	\$ 236,103	\$ 252,934	\$ 267,890
Institutional:			
Youth Development Centers-Education	\$ 8,525	\$ 11,230	\$ 13,748
Subtotal	\$ 8,525	\$ 11,230	\$ 13,748
Grants and Subsidies:			
Support of Public Schools:			
Basic Education Funding	\$ 7,080,079	\$ 7,872,444	\$ 8,944,444
Level-Up Supplement.....	225,000	100,000 ^b	-
Dual Enrollment Payments	7,000	-	7,000
Ready to Learn Block Grant	395,500	295,500	295,500
Transfer to School Safety and Security Fund-Mental Health	-	-	100,000
Transfer to School Safety and Security Fund	100,000	50,000	50,000
Transfer to School Environmental Repairs Program	-	-	300,000
Pre-K Counts	302,284	302,284	334,762
Head Start Supplemental Assistance.....	88,178	88,178	90,878
Mobile Science and Math Education Programs.....	7,164	7,164	-
Teacher Professional Development	5,044	5,044	10,044
Transfer to Talent Recruitment Account	-	-	10,000
Teacher Stipend	-	10,000 ^c	- ^c
Adult and Family Literacy.....	12,475	16,310	17,310
(F)Adult Basic Education-Local	23,000	23,500	23,500
Career and Technical Education	105,138	119,138	121,521
(F)Career and Technical Education Act-Local	49,000	49,000	51,000
(F)COVID-Public Health Crisis-Workforce Development (EA)	9,879	-	-
Career and Technical Education Equipment Grants.....	5,550	15,000	15,000

Summary by Fund and Appropriation

(Dollar Amounts in Thousands)

	2022-23 ACTUAL	2023-24 AVAILABLE	2024-25 BUDGET
Authority Rentals and Sinking Fund Requirements.....	212,422	217,007	217,957
Pupil Transportation	606,865	598,822 ^d	608,829
Nonpublic and Charter School Pupil Transportation.....	79,442	72,255	73,396
Special Education	1,336,815	1,386,815	1,436,815
(F)Individuals with Disabilities Education-Local.....	550,000	595,612	600,000
Early Intervention	346,500	356,895	373,895
(F)Individuals with Disabilities Education.....	16,000	16,000	16,000
Tuition for Orphans and Children Placed in Private Homes.....	49,374	45,321	45,463
Payments in Lieu of Taxes.....	171	173	180
Education of Migrant Laborers' Children.....	853	853	1,024
PA Chartered Schools for the Deaf and Blind	62,502	68,833	72,051
Special Education-Approved Private Schools.....	129,120	142,200	148,848
School Food Services	46,000	92,500	109,167
(F)Food and Nutrition-Local	1,215,761	1,725,820	1,725,820
(F)COVID-Food and Nutrition Emergency Relief (EA).....	48,696	41,525	-
(F)COVID-Food and Nutrition-P-EBT Administration (EA).....	1,500	1,267	-
(F)COVID-Farm to School (EA).....	1,527	-	-
(F)COVID-Food Service Equipment (EA).....	1,718	-	-
(F)Local Food for Schools (EA).....	-	4,808	-
School Employees' Social Security	594,423	615,654 ^e	628,674
School Employees' Retirement	2,986,000	2,995,000	3,060,000
(F)ESEA-Title I-Local	900,000	1,685,000	1,685,000
(F)Improving Teacher Quality-Title II-Local	100,000	100,000	100,000
(F)Title IV-21st Century Community Learning Centers-Local.....	91,000	91,000	91,000
(F)Title III-Language Instruction for LEP and Immigrant Student.....	24,000	32,000	32,000
(F)Title VI-Rural and Low Income School-Local	1,830	1,830	1,830
(F)Student Support and Academic Enrichment-Local.....	102,000	102,000	102,000
(F)School-Based Mental Health Services.....	7,100	-	-
(F)America's School Infrastructure Grant	-	1,000	1,000
(F)TANFBG-Teenage Parenting Education (EA).....	13,784	13,784	13,784
Subtotal	<u>\$ 17,940,694</u>	<u>\$ 19,957,536</u>	<u>\$ 21,515,692</u>
Other Grants and Subsidies:			
Services to Nonpublic Schools	\$ 91,808	\$ 98,969	\$ 98,969
Textbooks, Materials, and Equipment for Nonpublic Schools	27,928	30,106	30,106
Public Library Subsidy.....	70,470	70,470	70,470
Library Services for the Visually Impaired and Disabled.....	2,567	2,567	2,567
Library Access	3,071	3,071	3,071
Job Training and Education Programs	30,320	39,450	-
Safe School Initiative	11,000	22,000 ^f	1,614

Summary by Fund and Appropriation

(Dollar Amounts in Thousands)

	2022-23 ACTUAL	2023-24 AVAILABLE	2024-25 BUDGET
Trauma-Informed Education	1,000	750	-
Safe Driving Course	-	1,099	1,099
Subtotal	\$ 238,164	\$ 268,482	\$ 207,896
Higher Education-Other Grants and Subsidies:			
Grants to State-Related Institutions	\$ -	\$ -	\$ 633,703
Public College and University Funding	-	-	974,347
Community Colleges	256,510	261,640	-
Transfer to Community College Capital Fund	54,161	54,161	54,161
Regional Community Colleges Services	2,221	2,221	2,221
Northern PA Regional College	7,280	7,280	7,280
Community Education Councils	2,489	2,489	2,489
Hunger-Free Campus Initiative	1,000	1,000	1,000
Parent Pathways	-	1,661	1,661
Sexual Assault Prevention	1,250	1,500	1,750
Thaddeus Stevens College of Technology	19,449	19,838	22,814
Subtotal	\$ 344,360	\$ 351,790	\$ 1,701,426
State System of Higher Education:			
State Universities	552,470	585,618	-
(F)COVID-SFR-State System of Higher Education.....	125,000	-	-
Facility Transition	65,431	-	-
Subtotal	\$ 742,901	\$ 585,618	\$ -
The Pennsylvania State University:			
General Support	242,096	242,096	-
(F)COVID-SFR Pandemic Response-Higher Ed Penn State.....	13,442	-	-
Pennsylvania College of Technology	26,736	29,971	-
Subtotal	\$ 282,274	\$ 272,067	\$ -
University of Pittsburgh:			
General Support	151,507	151,507	-
(F)COVID-SFR Pandemic Response-Higher Ed Univ. of Pittsburgh.....	7,743	-	-
Rural Education Outreach	3,346	3,346	-
Subtotal	\$ 162,596	\$ 154,853	\$ -
Temple University:			
General Support	158,206	158,206	-
(F)COVID-SFR Pandemic Response-Higher Ed Temple.....	7,910	-	-
Subtotal	\$ 166,116	\$ 158,206	\$ -
Lincoln University:			
General Support	15,166	18,401	-
(F)COVID-SFR Pandemic Response-Higher Ed Lincoln	758	-	-
Subtotal	\$ 15,924	\$ 18,401	\$ -
Subtotal - State Funds.....	\$ 16,581,381	\$ 17,282,807	\$ 18,982,080
Subtotal - Federal Funds.....	3,311,648	4,484,146	4,442,934
Total - Grants and Subsidies.....	\$ 19,893,029	\$ 21,766,953	\$ 23,425,014

Summary by Fund and Appropriation

(Dollar Amounts in Thousands)

	2022-23 ACTUAL	2023-24 AVAILABLE	2024-25 BUDGET
STATE FUNDS	\$ 16,679,666	\$ 17,388,236	\$ 19,104,059
FEDERAL FUNDS	3,445,464	4,627,437	4,586,922
AUGMENTATIONS	6,411	7,644	7,815
RESTRICTED	6,116	7,800	7,856
GENERAL FUND TOTAL	\$ 20,137,657	\$ 22,031,117	\$ 23,706,652
MOTOR LICENSE FUND:			
<i>Grants and Subsidies:</i>			
Safe Driving Course	\$ 1,100	\$ -	\$ -
OTHER FUNDS:			
COMMUNITY COLLEGE CAPITAL FUND:			
Community College Capital	\$ - ^g	\$ 8,096 ^g	\$ 1,078 ^g
GOV. CASEY ORGAN AND TISSUE DONATION AWARENESS TRUST FUND:			
Organ Donation Awareness (EA)	\$ 200	\$ 238	\$ 238
KEYSTONE RECREATION, PARK, AND CONSERVATION FUND:			
Local Libraries Rehabilitation and Development (EA)	\$ 5,261	\$ 4,480 ^h	\$ 5,377
SSHE-Deferred Maintenance (EA)	23,673	20,159 ⁱ	24,197
KEYSTONE RECREATION, PARK, AND CONSERVATION FUND TOTAL	\$ 28,934	\$ 24,639	\$ 29,574
PROPERTY TAX RELIEF FUND:			
Property Tax Relief Payments (EA)	\$ 778,300	\$ 777,200	\$ 881,000
SCHOOL SAFETY AND SECURITY FUND			
School-Based MH Training and Pathways to Cert (EA)	\$ -	\$ -	\$ - ^j
(F)COVID-SFR School-Based MH Training and Pathways to Cert	-	5,000	-
SCHOOL SAFETY AND SECURITY FUND TOTAL	\$ -	\$ 5,000	\$ -
DEPARTMENT TOTAL - ALL FUNDS			
GENERAL FUND	\$ 16,679,666	\$ 17,388,236	\$ 19,104,059
MOTOR LICENSE FUND	1,100	-	-
LOTTERY FUND	-	-	-
FEDERAL FUNDS	3,445,464	4,627,437	4,586,922
AUGMENTATIONS	6,411	7,644	7,815
RESTRICTED	6,116	7,800	7,856
OTHER FUNDS	807,434	815,173	911,890
TOTAL ALL FUNDS	\$ 20,946,191	\$ 22,846,290	\$ 24,618,542

^a Not added to avoid double counting: 2022-23 Actual is \$109,000, 2023-24 Available is \$119,000, and 2024-25 Budget is \$127,000.

^b In 2023-24, \$100,000,000 was transferred to the Commonwealth Financing Authority and directed for school facilities per Act 34 of 2023.

^c In 2023-24, \$10,000,000 was transferred to a restricted account in the Pennsylvania Higher Education Assistance Agency (PHEAA).

For 2024-25, the program is appropriated under PHEAA.

^d Includes recommended supplemental appropriation of \$5,722,000.

^e Reflects recommended appropriation reduction of \$6,116,000.

^f Per Act 33 of 2023, \$20,700,000 was transferred to the Commission on Crime and Delinquency.

^g General Fund Transfer to Community College Capital Fund not added to avoid double counting. Community College Capital for 2022-23 Actual is \$47,880,710, 2023-24 Available is \$62,257,000, and 2024-25 Budget is \$55,239,000.

^h Includes recommended supplemental executive authorization of \$993,000.

ⁱ Includes recommended supplemental executive authorization of \$4,469,000.

^j Not added to avoid double counting: 2024-25 Budget is \$5,000,000.

Program Funding Summary

(Dollar Amounts in Thousands)

	2022-23 Actual	2023-24 Available	2024-25 Budget	2025-26 Estimated	2026-27 Estimated	2027-28 Estimated	2028-29 Estimated
EDUCATION SUPPORT SERVICES:							
GENERAL FUND.....	\$ 40,144	\$ 43,440	\$ 56,293	\$ 52,312	\$ 50,769	\$ 50,769	\$ 50,769
MOTOR LICENSE FUND....	-	-	-	-	-	-	-
LOTTERY FUND	-	-	-	-	-	-	-
FEDERAL FUNDS	110,316	119,791	120,488	120,488	104,488	104,488	104,488
AUGMENTATIONS.....	6,411	7,644	7,815	7,815	7,815	7,815	7,815
RESTRICTED.....	6,116	7,800	7,856	7,879	7,901	7,901	7,901
OTHER FUNDS	-	-	-	-	-	-	-
SUBCATEGORY TOTAL	\$ 162,987	\$ 178,675	\$ 192,452	\$ 188,494	\$ 170,973	\$ 170,973	\$ 170,973
PREK-12 EDUCATION:							
GENERAL FUND.....	\$15,001,858	\$15,725,269	\$17,267,559	\$17,419,066	\$17,547,464	\$17,655,940	\$17,759,791
MOTOR LICENSE FUND....	1,100	-	-	-	-	-	-
LOTTERY FUND	-	-	-	-	-	-	-
FEDERAL FUNDS	3,171,795	4,499,146	4,457,934	4,457,934	4,457,934	4,457,934	4,457,934
AUGMENTATIONS.....	-	-	-	-	-	-	-
RESTRICTED.....	-	-	-	-	-	-	-
OTHER FUNDS	778,500	790,534	882,316	881,238	881,911	881,845	881,537
SUBCATEGORY TOTAL	\$18,953,253	\$21,014,949	\$22,607,809	\$22,758,238	\$22,887,309	\$22,995,719	\$23,099,262
LIBRARY SERVICES:							
GENERAL FUND.....	\$ 78,346	\$ 78,592	\$ 78,781	\$ 78,853	\$ 78,922	\$ 78,922	\$ 78,922
MOTOR LICENSE FUND....	-	-	-	-	-	-	-
LOTTERY FUND	-	-	-	-	-	-	-
FEDERAL FUNDS	8,500	8,500	8,500	8,500	8,500	8,500	8,500
AUGMENTATIONS.....	-	-	-	-	-	-	-
RESTRICTED.....	-	-	-	-	-	-	-
OTHER FUNDS	5,261	4,480	5,377	6,161	7,041	7,582	8,035
SUBCATEGORY TOTAL	\$ 92,107	\$ 91,572	\$ 92,658	\$ 93,514	\$ 94,463	\$ 95,004	\$ 95,457
HIGHER EDUCATION:							
GENERAL FUND.....	\$ 1,559,318	\$ 1,540,935	\$ 1,701,426	\$ 1,701,676	\$ 1,701,676	\$ 1,701,676	\$ 1,701,676
MOTOR LICENSE FUND....	-	-	-	-	-	-	-
LOTTERY FUND	-	-	-	-	-	-	-
FEDERAL FUNDS	154,853	-	-	-	-	-	-
AUGMENTATIONS.....	-	-	-	-	-	-	-
RESTRICTED.....	-	-	-	-	-	-	-
OTHER FUNDS	23,673	20,159	24,197	27,724	31,686	34,120	36,159
SUBCATEGORY TOTAL	\$ 1,737,844	\$ 1,561,094	\$ 1,725,623	\$ 1,729,400	\$ 1,733,362	\$ 1,735,796	\$ 1,737,835

Program Funding Summary

(Dollar Amounts in Thousands)

	2022-23	2023-24	2024-25	2025-26	2026-27	2027-28	2028-29
	Actual	Available	Budget	Estimated	Estimated	Estimated	Estimated
ALL PROGRAMS:							
GENERAL FUND.....	\$ 16,679,666	\$ 17,388,236	\$ 19,104,059	\$ 19,251,907	\$ 19,378,831	\$ 19,487,307	\$ 19,591,158
MOTOR LICENSE FUND....	1,100	-	-	-	-	-	-
LOTTERY FUND	-	-	-	-	-	-	-
FEDERAL FUNDS	3,445,464	4,627,437	4,586,922	4,586,922	4,570,922	4,570,922	4,570,922
AUGMENTATIONS.....	6,411	7,644	7,815	7,815	7,815	7,815	7,815
RESTRICTED.....	6,116	7,800	7,856	7,879	7,901	7,901	7,901
OTHER FUNDS	807,434	815,173	911,890	915,123	920,638	923,547	925,731
DEPARTMENT TOTAL.....	<u>\$20,946,191</u>	<u>\$22,846,290</u>	<u>\$24,618,542</u>	<u>\$24,769,646</u>	<u>\$24,886,107</u>	<u>\$24,997,492</u>	<u>\$25,103,527</u>

Program: Education Support Services

Goal: To provide customers with accurate, useful, timely, and cost-effective services that support meaningful programs critical for preparing lifelong learners to become productive citizens.

The Education Support Services program provides operational support to programs within the [Department of Education](#) for the achievement of [departmental and Commonwealth objectives](#). The program seeks to provide robust, cost-effective services and to improve the operational efficiency of the department through enhanced information technology support and improved fiscal applications.

In addition to providing operational support to the executive, budget, communications, and legal offices of the department, this program also provides staff support to the [State Board of Education](#) and other administrative boards and commissions. These include boards for private, academic, business, and trade schools and the [Professional Standards and Practices Commission](#).

Program Recommendations:

This budget recommends the following changes: (Dollar Amounts in Thousands)

General Government Operations		Information and Technology Improvement	
\$ 3,632	—to continue current program.	\$ 226	—to continue current program.
545	—Initiative—for monitoring and accountability of K-12 programs.	8,000	—for mandatory upgrades of the Teacher Information Management System.
450	—Initiative—to administer Grow Your Own, dual credit, and educator apprenticeship programs.	\$ 8,226	<i>Appropriation Increase</i>
<u>\$ 4,627</u>	<i>Appropriation Increase</i>		

Appropriations within this Program:

	(Dollar Amounts in Thousands)						
	2022-23	2023-24	2024-25	2025-26	2026-27	2027-28	2028-29
	Actual	Available	Budget	Estimated	Estimated	Estimated	Estimated
GENERAL FUND:							
General Government Operations	\$ 36,404	\$ 39,500	\$ 44,127	\$ 44,818	\$ 45,938	\$ 45,938	\$ 45,938
Information and Technology Improvement.....	3,740	3,940	12,166	7,494	4,831	4,831	4,831
TOTAL GENERAL FUND.....	<u>\$ 40,144</u>	<u>\$ 43,440</u>	<u>\$ 56,293</u>	<u>\$ 52,312</u>	<u>\$ 50,769</u>	<u>\$ 50,769</u>	<u>\$ 50,769</u>

Program: PreK–12 Education

Goal: To prepare all students to graduate high school college-ready and career-ready and to be engaged citizens of the Commonwealth.

Basic Education Funding

Pennsylvania's [public education system](#) serves PreK-12 students at thousands of schools throughout the Commonwealth. Each school district is a local governing unit, elected or appointed pursuant to state statute and local ordinance, and separate from the Commonwealth. Both the Commonwealth and local school districts contribute to the financing of public elementary and secondary education, with state funding provided to the school districts, including federal education funding, to supplement the funds raised locally.

The [Basic Education Funding appropriation](#) is the largest subsidy the Commonwealth provides to local school districts. To increase academic achievement, school districts invest in evidence-based strategies, including high-quality early childhood education, extended time learning, career and technical education, professional development for educators, and personalized learning. PDE supports continuous improvement and high-quality, well-rounded education opportunities for all students through targeted initiatives and provides technical assistance to schools and districts through its statewide system of support. The Commonwealth's intermediate units also provide professional development and technical assistance to school districts.

Early Childhood Learning

High-quality early learning for Pennsylvania's youngest students facilitates their short-term and long-term academic and social success. [Early childhood](#) programs supported through the department appropriations include:

- [Early Intervention](#) (EI) programs provide special education to eligible three- to five-year-old children. They are administered by intermediate units, schools, and Elwyn, collectively known as entities designated under Mutually Agreed Upon Written Arrangements (MAWAs). EI services may be directly offered by MAWAs or under contract with other providers.
- [Pre-K Counts](#) provides high-quality early childhood education to income-eligible Pennsylvania children in diverse settings, including school-based programs, [Keystone STARS](#) 3 and 4 child care centers, private academic preschools, and Head Start agencies.
- Pennsylvania's [Head Start Supplemental Assistance Program](#) is based on the federal model of Head Start, providing services to three- and four-year-old children and their families with family incomes up to 130 percent of the federal poverty guidelines. The Head Start model provides comprehensive education, health, nutrition, and parent involvement services.

College and Career-Ready

The Commonwealth strives to help schools create academic programs that are rigorous, results-focused, data informed, and personalized through systems, technology, and other supports. The [State Board of Education](#) offers academic standards in 12 subject areas. The following core standards are benchmark measures that define what students should know and be able to do at specified grade levels beginning in grade three. They include [English Language Arts](#), [Mathematics](#), [Reading and Writing in History and Social Studies](#), and [Reading and Writing in Science and Technology](#). The [Pennsylvania State System of Assessments \(PSSAs\)](#) test students on these core standards. The assessments in English Language Arts and Mathematics are given to students in grades three through eight, and students in grades four and eight are administered the Science assessment.

[Keystone Exams](#) are end-of-course exams in Literature, Algebra I, and Biology aligned to core standards which are given to students to assess academic achievement in high school.

To better support student achievement of college and career standards, students and teachers have access to the [Standards Aligned System](#), a web-based portal which contains standards-aligned curriculum, instructional resources, and assessment information and tools.

Career and Technical Education

[Career and Technical Education \(CTE\)](#) serves secondary students enrolled in [approved career and technical education programs of study](#) at high schools, charter schools, and career and technical centers. CTE programs provide rigorous academic coursework to students while delivering skilled, technical education designed in collaboration with workers and employers in high-demand occupations and industries. CTE students can pursue career pathways in which students can earn high-value industry certifications and college credits through various state and local articulation agreements such as dual enrollment with postsecondary providers.

Program: PreK–12 Education, continued

Special Education

[Special Education](#) programs are administered by all school districts and charter schools and may be directly operated by the districts or under contract with other school districts, intermediate units, or other providers. If appropriate public education is not available, individualized education plan teams may determine that an appropriate public education can only be provided by department-approved private schools or other private agencies.

Program Recommendations:

This budget recommends the following changes: (Dollar Amounts in Thousands)

	PA Assessment		Pre-K Counts
\$ 990	—to continue current program.	\$ 2,478	—to continue current program.
		30,000	—Initiative—to invest in high-quality early childhood education for 3- and 4-year-olds by increasing the cost per child.
	Youth Development Centers-Education		
\$ 2,518	—to provide required education services to individuals at youth development centers.	\$ 32,478	<i>Appropriation Increase</i>
	Basic Education Funding		Head Start Supplemental Assistance
\$ 872,000	—Initiative—to provide an adequacy investment for basic education as recommended by the Basic Education Funding Commission.	\$ 2,700	—Initiative—to invest in high-quality early childhood education for 3- and 4-year-olds to allow for increased costs.
200,000	—Initiative—to continue sustained investment in school district basic education programs.		
\$ 1,072,000	<i>Appropriation Increase</i>	\$ (7,164)	Mobile Science and Math Education Programs
			—program elimination.
	Level-Up Supplement		Teacher Professional Development
\$ (100,000)	—nonrecurring funding directed for school facilities per Act 34 of 2023.	\$ 5,000	—Initiative—for professional development opportunities for educators and school leaders.
	Dual Enrollment Payments		Transfer to Talent Recruitment Account
\$ 7,000	—funding shifted from Job Training and Education Programs.	\$ 10,000	—Initiative—to support Grow Your Own, dual credit, and educator apprenticeship programs.
	Transfer to School Safety and Security Fund-Mental Health		Teacher Stipend
\$ 100,000	—Initiative—to replace federal funding and provide mental health services to students and staff.	\$ (10,000)	—funding shifted to the Pennsylvania Higher Education Assistance Agency.
	Transfer to School Environmental Repairs Program		Adult and Family Literacy
\$ 300,000	—Initiative—to provide sustainable resources for environmental improvement capital projects at school facilities.	\$ 1,000	—Initiative—to increase quality and capacity of education for adult learners.
			Career and Technical Education
		\$ 2,383	—to continue current program.

Program: PreK–12 Education, continued

Program Recommendations, continued:

This budget recommends the following changes: (Dollar Amounts in Thousands)

<p>Authority Rentals and Sinking Fund Requirements</p> <p>\$ 950 —to provide reimbursement for existing school construction projects and charter leases to reduce reliance on debt.</p> <p>Pupil Transportation</p> <p>\$ 10,007 —to continue current program.</p> <p>Nonpublic and Charter School Pupil Transportation</p> <p>\$ 1,141 —to continue current program.</p> <p>Special Education</p> <p>\$ 50,000 —Initiative—to provide increased resources for school district special education instruction.</p> <p>Early Intervention</p> <p>\$ 17,000 —to continue to provide services to additional children from ages 3 through 5.</p> <p>Tuition for Orphans and Children Placed in Private Homes</p> <p>\$ 142 —to continue current program.</p> <p>Payments in Lieu of Taxes</p> <p>\$ 7 —to continue current program.</p> <p>Education of Migrant Laborers' Children</p> <p>\$ 171 —to continue current program.</p>	<p>PA Chartered Schools for the Deaf and Blind</p> <p>\$ 3,218 —to continue current program.</p> <p>Special Education-Approved Private Schools</p> <p>\$ 6,648 —to continue current program.</p> <p>School Food Services</p> <p>\$ 16,667 —to continue current program.</p> <p>School Employees' Social Security</p> <p>\$ 13,020 —to continue current program.</p> <p>School Employees' Retirement</p> <p>\$ 65,000 —to continue current program.</p> <p>Job Training and Education Programs</p> <p>\$ (32,450) —program elimination.</p> <p style="padding-left: 20px;">(7,000) —funding shifted to Dual Enrollment Payments.</p> <p>\$ (39,450) <i>Appropriation Decrease</i></p> <p>Safe School Initiative</p> <p>\$ 314 —to continue current program.</p> <p style="padding-left: 20px;">(20,700) —funding shifted to the Pennsylvania Commission on Crime and Delinquency.</p> <p>\$ (20,386) <i>Appropriation Decrease</i></p> <p>Trauma-Informed Education</p> <p>\$ (750) —program elimination.</p>
---	--

Appropriations within this Program:

(Dollar Amounts in Thousands)

	2022-23	2023-24	2024-25	2025-26	2026-27	2027-28	2028-29
	Actual	Available	Budget	Estimated	Estimated	Estimated	Estimated
GENERAL FUND:							
Recovery Schools	\$ 250	\$ 275	\$ 275	\$ 275	\$ 275	\$ 275	\$ 275
PA Assessment...	47,128	48,000	48,990	48,990	48,990	48,990	48,990

Program: PreK–12 Education, continued

Appropriations within this Program, continued:

(Dollar Amounts in Thousands)

	2022-23	2023-24	2024-25	2025-26	2026-27	2027-28	2028-29
	Actual	Available	Budget	Estimated	Estimated	Estimated	Estimated
Youth Development Centers-Education	8,525	11,230	13,748	14,119	14,472	14,472	14,472
Basic Education Funding.....	7,080,079	7,872,444	8,944,444	8,944,444	8,944,444	8,944,444	8,944,444
Level-Up Supplement.....	225,000	100,000	-	-	-	-	-
Dual Enrollment Payments.....	7,000	-	7,000	7,000	7,000	7,000	7,000
Ready to Learn Block Grant.....	395,500	295,500	295,500	295,500	295,500	295,500	295,500
Transfer to School Safety and Security Fund-Mental Health.....	-	-	100,000	100,000	100,000	100,000	100,000
Transfer to School Safety and Security Fund.....	100,000	50,000	50,000	50,000	50,000	50,000	50,000
Transfer to School Environmental Repairs Program..	-	-	300,000	300,000	300,000	300,000	300,000
Pre-K Counts	302,284	302,284	334,762	334,762	334,762	334,762	334,762
Head Start Supplemental Assistance	88,178	88,178	90,878	90,878	90,878	90,878	90,878
Mobile Science and Math Education Programs	7,164	7,164	-	-	-	-	-
Teacher Professional Development.....	5,044	5,044	10,044	10,044	10,044	10,044	10,044
Transfer to Talent Recruitment Account.....	-	-	10,000	10,000	10,000	10,000	10,000
Teacher Stipend...	-	10,000	-	-	-	-	-
Adult and Family Literacy	12,475	16,310	17,310	17,310	17,310	17,310	17,310
Career and Technical Education.....	105,138	119,138	121,521	121,521	121,521	121,521	121,521
Career and Technical Education Equipment Grants	5,550	15,000	15,000	15,000	15,000	15,000	15,000
Authority Rentals and Sinking Fund Requirements.....	212,422	217,007	217,957	221,472	209,386	199,284	184,387
Pupil Transportation.....	606,865	598,822	608,829	619,021	629,539	640,402	651,289

Program: PreK–12 Education, continued

Appropriations within this Program, continued:

(Dollar Amounts in Thousands)

	2022-23	2023-24	2024-25	2025-26	2026-27	2027-28	2028-29
	Actual	Available	Budget	Estimated	Estimated	Estimated	Estimated
Nonpublic and Charter School Pupil Transportation.....	79,442	72,255	73,396	73,396	73,396	73,396	73,396
Special Education	1,336,815	1,386,815	1,436,815	1,436,815	1,436,815	1,436,815	1,436,815
Early Intervention .	346,500	356,895	373,895	373,895	373,895	373,895	373,895
Tuition for Orphans and Children Placed in Private Homes	49,374	45,321	45,463	45,463	45,463	45,463	45,463
Payments in Lieu of Taxes.....	171	173	180	180	180	180	180
Education of Migrant Laborers' Children	853	853	1,024	1,024	1,024	1,024	1,024
PA Chartered Schools for the Deaf and Blind	62,502	68,833	72,051	75,298	75,298	75,298	75,298
Special Education-Approved Private Schools	129,120	142,200	148,848	155,556	155,556	155,556	155,556
School Food Services.....	46,000	92,500	109,167	109,167	109,167	109,167	109,167
School Employees' Social Security.....	594,423	615,654	628,674	638,104	647,676	657,391	667,252
School Employees' Retirement	2,986,000	2,995,000	3,060,000	3,178,000	3,298,000	3,396,000	3,494,000
Services to Nonpublic Schools	91,808	98,969	98,969	98,969	98,969	98,969	98,969
Textbooks, Materials, and Equipment for Nonpublic Schools	27,928	30,106	30,106	30,106	30,106	30,106	30,106
Job Training and Education Programs	30,320	39,450	-	-	-	-	-
Safe School Initiative	11,000	22,000	1,614	1,658	1,699	1,699	1,699
Trauma-Informed Education.....	1,000	750	-	-	-	-	-
Safe Driving Course	-	1,099	1,099	1,099	1,099	1,099	1,099
TOTAL GENERAL FUND.....	\$ 15,001,858	\$ 15,725,269	\$ 17,267,559	\$ 17,419,066	\$ 17,547,464	\$ 17,655,940	\$ 17,759,791
MOTOR LICENSE FUND:							
Safe Driving Course	\$ 1,100	\$ -	\$ -	\$ -	\$ -	\$ -	\$ -

Program: PreK–12 Education, continued

Program Measures:

	2018-19	2019-20	2020-21	2021-22	2022-23	2023-24	2024-25
	Actual	Actual	Actual	Actual	Actual	Estimated	Estimated
Improve access to high-quality early learning programs for all Pennsylvania children and families.							
Students in state-funded Head Start Supplemental	6,112	6,497	6,458	6,774	6,574	6,574	6,574
Students in PA Pre-K Counts programs.....	23,128	25,318	25,160	27,906	30,423	30,479	30,479
Children participating in Early Intervention	57,947	59,960	57,500	59,106	64,210	67,000	69,800
Increase the number of K-12 students who have demonstrated proficiency in key academic subjects and are on track for postsecondary success.							
Percentage of students proficient or advanced in mathematics.....	47.6%	49.8%	52.0%	35.7%	38.3%	40.9%	41.7%
Percentage of students proficient or advanced in English language arts....	64.6%	66.1%	67.6%	54.1%	54.5%	54.9%	56.0%
Percentage of students proficient or advanced in science.....	66.4%	67.8%	69.2%	54.4%	58.9%	61.4%	62.6%
Increase collaboration between early childhood, K-12, and postsecondary education as well as business and industry partners to align instruction with Pennsylvania’s current and emerging workforce needs and emphasize the value of career and technical skills.							
Students enrolled in PDE-approved career and technical education (CTE) programs of study	67,236	68,105	65,536	68,659	70,032	71,433	72,801

Program: Library Services

Goal: To support, develop, and provide library services for learning and advancement.

Public Library Subsidy

The Commonwealth helps defray the cost of basic operations of Pennsylvania's local public libraries. Nearly two-thirds of the Public Library Subsidy goes directly to libraries and library systems. The other third is split between state resource centers, district library centers, and to support county coordination efforts. This funding also provides every Pennsylvanian with access to the resources of four major research libraries: the [State Library of Pennsylvania](#), the [Carnegie Library of Pittsburgh](#), the [Free Library of Philadelphia](#), and the [libraries of The Pennsylvania State University](#).

Library Access

Pennsylvania is committed to ensuring that all Pennsylvanians can easily access the library resources that exist not only in their own communities but also across the Commonwealth. The interlibrary delivery service makes it affordable for state-supported libraries to participate in a statewide delivery service that moves library materials across the state in a timely and cost-effective way and encourages sharing of materials, saving more than 60 percent in delivery costs. The [Pennsylvania Online World of Electronic Resources \(POWER\) library network](#) provides online magazine and reference materials for Pennsylvania residents to use in the library or remotely.

The statewide electronic library catalog, also known as the [Access Pennsylvania Database](#) program, provides Pennsylvanians online access to library holdings of Pennsylvania schools, public libraries, college and university collections, special libraries, and intermediate unit materials. This is the largest online catalog of its type in North America. As part of the Library Access program, Pennsylvanians have online access to professional reference librarians 24/7 through Pennsylvania's virtual reference service called [Chat with a Librarian](#).

Library Services for Visually Impaired and Disabled

Through the [Library of Accessible Media for Pennsylvanians \(LAMP\)](#), the Carnegie Library of Pittsburgh and the Free Library of Philadelphia provide unique services to persons with visual and physical limitations. In partnership with the National Library Service for the Blind and Physically Handicapped, recorded and Braille materials are available by direct mail or download for residents of all ages who cannot use a traditional book, magazine, or newspaper.

State Library

This appropriation supports the services and operations of the Office of Commonwealth Libraries and is the primary source of funding for the State Library of Pennsylvania. Located in Harrisburg, the State Library provides reference service to all branches of state government, as well as to libraries and Commonwealth residents. An extensive general and legal reference collection, comprehensive collections of Pennsylvania newspapers, Pennsylvania state and U.S. government publications, and several other databases are available. The State Library is home to the [Rare Collections Library](#), which is organized around the Assembly Collection that was purchased beginning in 1745 by Benjamin Franklin when he was Clerk of the Assembly.

Program Recommendations:

This budget recommends the following changes: (Dollar Amounts in Thousands)

	State Library	
\$	189	—to continue current program.

Program: Library Services, continued

Appropriations within this Program:

(Dollar Amounts in Thousands)

	2022-23	2023-24	2024-25	2025-26	2026-27	2027-28	2028-29
	Actual	Available	Budget	Estimated	Estimated	Estimated	Estimated
GENERAL FUND:							
State Library	\$ 2,238	\$ 2,484	\$ 2,673	\$ 2,745	\$ 2,814	\$ 2,814	\$ 2,814
Public Library Subsidy	70,470	70,470	70,470	70,470	70,470	70,470	70,470
Library Services for the Visually Impaired and Disabled	2,567	2,567	2,567	2,567	2,567	2,567	2,567
Library Access	3,071	3,071	3,071	3,071	3,071	3,071	3,071
TOTAL GENERAL FUND	\$ 78,346	\$ 78,592	\$ 78,781	\$ 78,853	\$ 78,922	\$ 78,922	\$ 78,922

Program Measures:

	2018-19	2019-20	2020-21	2021-22	2022-23	2023-24	2024-25
	Actual	Actual	Actual	Actual	Actual	Estimated	Estimated
Meet the critical learning and information needs of Pennsylvania residents by increasing use of POWER Library's online reference resources, especially those for elementary and secondary school students.							
Use of POWER Library online reference resources offered (in thousands)	8,315	8,125	7,704	7,596	7,517	7,600	7,650
Provide supports to meet the critical learning needs of Pennsylvanians by increasing participation in public library programs, especially early literacy programs for young children (birth to pre-k).							
Attendance at public library-based programs (physical or virtual, in thousands)	4,515	4,852	5,110	3,097	2,912	3,000	3,050
Provide supports to help increase residents' access to internet services, especially for the unemployed, minorities, English learners, and low-income communities, etc., by increasing the number of public library internet sessions.							
Internet sessions by the public in public libraries (in thousands)	14,374	14,569	6,356	5,243	7,535	7,538	7,540
Provide supports to help increase access to library materials for individuals with disabilities by increasing the number of recorded or braille items borrowed or downloaded through the library services for Visually Impaired and Disabled program.							
Recorded or braille items borrowed or downloaded through Library Services for Visually Impaired and Disabled program (in thousands) ...	1,143	1,515	1,281	1,229	1,127	1,265	1,265
Increase awareness of the State Library of Pennsylvania's extensive research resources and services among Commonwealth employees and the public by increasing library use.							
Items accessed from the State Library of Pennsylvania	630,937	109,184	182,052	97,766	72,439	75,000	80,000

Program: Higher Education

Goal: To promote access, affordability, and performance in higher education through strategies to expand opportunity for students and align with employer needs, and to support the Commonwealth's public institutions of higher education in achieving these goals.

[Postsecondary education](#) is an important pathway to ensuring Pennsylvania's success in a knowledge-based, global economy. Pennsylvania's postsecondary education system consists of publicly supported postsecondary institutions, private colleges and universities, specialized associate degree-granting institutions, and out-of-state institutions that are approved to offer coursework for credit in the Commonwealth. Funding for these institutions is through appropriations and state-funded student grant programs administered by the [Pennsylvania Higher Education Assistance Agency \(PHEAA\)](#).

Institutional Support for Pennsylvania's Public Institutions of Higher Education

The [State System of Higher Education](#) distributes funding to its universities through the Office of the Chancellor to each university in accordance with a formula that considers student enrollment, programs, performance measures, and the operational cost of the individual campuses. Although each university has an individual mission, all provide a broad liberal arts curriculum, and most offer master's and doctoral degree programs.

Funding for [Community Colleges](#) comes from sponsoring counties or school districts, student tuition, and the Commonwealth. The colleges offer associate degree and certificate programs in career and technical areas as well as provide students in arts, sciences, and professions with the ability to transfer to four-year institutions. Noncredit workforce development courses provide students with training geared towards immediate entry into the workforce.

Funding for state-related universities provides basic support for postsecondary educational programs. The [Pennsylvania State University](#), the [University of Pittsburgh](#), and [Temple University](#) are major research universities that provide programs up to the doctoral level in varied academic disciplines and professional schools. [Lincoln University](#) provides programs in numerous disciplines at the baccalaureate and master's degree levels.

[Thaddeus Stevens College of Technology](#) provides technical-based associate degrees and certificate programs for qualified students. These programs are provided both on a tuition basis and at no cost for financially disadvantaged students. Thaddeus Stevens is dedicated to growing Pennsylvania's technical workforce and preparing students for high-demand jobs within the Commonwealth.

This budget proposes to institute a new governance structure for public higher education in Pennsylvania that brings the State System of Higher Education universities and the community colleges under one coordinated system. This new system will enable the colleges and universities to work together to create the best pathways to degrees for students, share resources, reduce unnecessary duplication, and improve credit transfer, rather than incentivizing ongoing competition between sectors and institutions.

Decreasing Time and Cost to College Completion

PDE works with local, state, and national partners to improve postsecondary pathways for students and promote on-time degree completion. The department administers a [statewide college credit transfer system](#) that enables students to transfer courses and associate degrees among the participating colleges and universities in Pennsylvania.

Aligning Postsecondary Educational Opportunities with Workforce Needs

To help ensure that Pennsylvanians have access to postsecondary credentials that can accelerate opportunity for individuals and families, postsecondary programs are aligned to the Commonwealth's current and projected economic needs. Pennsylvania focuses on increasing pathways to postsecondary education and training connecting to statewide and regional workforce needs, especially science, technology, engineering, mathematics, and computer science.

Support for Minority Students

PDE and the [United States Department of Education's Office of Civil Rights](#) maintain a cooperative agreement designed to assess and address the continued challenges in providing higher education opportunities for minority students. In addition to operating and capital support for Cheyney and Lincoln Universities, direct support of students is provided through the [Bond-Hill Scholarship](#) program and the [Cheyney University Honors Academy](#) at Cheyney University.

Support Services

The department provides leadership and support services to all sectors of higher education. Responsibilities include acting as a liaison with the national accrediting agencies, the State Board of Education, the State Board of Private Licensed Schools, and other governing boards; policy review and development based on comprehensive planning and research; and implementation of the [Higher Education Master Plan](#). PDE partners with other Commonwealth agencies on workforce development strategies. Additionally, the department awards teaching certificates to those seeking certification in Pennsylvania.

Program: Higher Education, continued

Program Recommendations:

This budget recommends the following changes: (Dollar Amounts in Thousands)

Grants to State-Related Institutions			Thaddeus Stevens College of Technology		
\$ 272,067	—funding shifted from Pennsylvania State University appropriations.		\$ 2,976	—Initiative—to invest in higher education and improve college access and completion.	
154,853	—funding shifted from University of Pittsburgh appropriations.				
158,206	—funding shifted from Temple University appropriation.		\$ (585,618)	State System of Higher Education	—funding shifted to the Public College and University Funding appropriation.
18,401	—funding shifted from Lincoln University appropriation.				
30,176	—Initiative—to invest in higher education and improve college access and completion.			The Pennsylvania State University	—funding shifted to the Grants to State-Related Institutions appropriation.
<hr/>			<hr/>		
\$ 633,703	<i>Appropriation Increase</i>		\$ (272,067)		
Public College and University Funding			University of Pittsburgh		
\$ 585,618	—funding shifted from State System of Higher Education appropriation.		\$ (154,853)	—funding shifted to the Grants to State-Related Institutions appropriation.	
261,640	—funding shifted from Community Colleges appropriation.				
127,089	—Initiative—to invest in higher education and improve college access and completion.		\$ (158,206)	Temple University	—funding shifted to the Grants to State-Related Institutions appropriation.
<hr/>			<hr/>		
\$ 974,347	<i>Appropriation Increase</i>				
Community Colleges			Lincoln University		
\$ (261,640)	—funding shifted to the Public College and University Funding appropriation.		\$ (18,401)	—funding shifted to the Grants to State-Related Institutions appropriation.	
Sexual Assault Prevention					
\$ 250	—Initiative—to combat campus sexual assault at postsecondary institutions.				

Appropriations within this Program:

(Dollar Amounts in Thousands)

	2022-23	2023-24	2024-25	2025-26	2026-27	2027-28	2028-29
	Actual	Available	Budget	Estimated	Estimated	Estimated	Estimated
GENERAL FUND:							
Grants to State-Related Institutions....	\$ -	\$ -	\$ 633,703	\$ 633,703	\$ 633,703	\$ 633,703	\$ 633,703
Public College and University Funding	-	-	974,347	974,347	974,347	974,347	974,347
Community Colleges.	256,510	261,640	-	-	-	-	-
Transfer to Community College Capital Fund	54,161	54,161	54,161	54,161	54,161	54,161	54,161

Program: Higher Education, continued

Appropriations within this Program, continued:

(Dollar Amounts in Thousands)

	2022-23	2023-24	2024-25	2025-26	2026-27	2027-28	2028-29
	Actual	Available	Budget	Estimated	Estimated	Estimated	Estimated
Regional Community Colleges Services	2,221	2,221	2,221	2,221	2,221	2,221	2,221
Northern PA Regional College.....	7,280	7,280	7,280	7,280	7,280	7,280	7,280
Community Education Councils ...	2,489	2,489	2,489	2,489	2,489	2,489	2,489
Hunger-Free Campus Initiative	1,000	1,000	1,000	1,000	1,000	1,000	1,000
Parent Pathways.....	-	1,661	1,661	1,661	1,661	1,661	1,661
Sexual Assault Prevention.....	1,250	1,500	1,750	2,000	2,000	2,000	2,000
Thaddeus Stevens College of Technology	19,449	19,838	22,814	22,814	22,814	22,814	22,814
State System of Higher Education	552,470	585,618	-	-	-	-	-
Facility Transition	65,431	-	-	-	-	-	-
The Pennsylvania State University.....	268,832	272,067	-	-	-	-	-
University of Pittsburgh.....	154,853	154,853	-	-	-	-	-
Temple University	158,206	158,206	-	-	-	-	-
Lincoln University.....	15,166	18,401	-	-	-	-	-
TOTAL GENERAL FUND.....	\$ 1,559,318	\$ 1,540,935	\$ 1,701,426	\$ 1,701,676	\$ 1,701,676	\$ 1,701,676	\$ 1,701,676

Program Measures:

	2018-19	2019-20	2020-21	2021-22	2022-23	2023-24	2024-25
	Actual	Actual	Actual	Actual	Actual	Estimated	Estimated
Increase postsecondary access, affordability, and completion through improved alignment between K-12 and higher education in the Commonwealth.							
Percentage of students enrolled in postsecondary education within 16 months of graduating from a Pennsylvania public high school.....	66.0%	64.0%	61.0%	55.0%	55.0%	55.0%	56.0%
Percentage of Pennsylvania high school graduates who earn a degree within six years of graduation	42.9%	43.1%	44.0%	44.6%	45.1%	45.7%	44.0%
Increase access to postsecondary educational opportunities aligned with Pennsylvania's workforce needs so that learners of all ages earn valuable postsecondary credentials in a timely manner.							
Percentage of full-time, first-time students at state system and state-related universities earning a degree within 150 percent of normal time.....	64.8%	64.0%	64.0%	64.0%	66.0%	56.7%	57.2%
Percentage of full-time, first-time students at community colleges earning a degree within 150 percent of normal time	19.7%	22.0%	22.0%	22.0%	21.3%	27.0%	27.5%
Percentage of Pennsylvania residents with a postsecondary degree or credential	51.0%	51.4%	53.0%	54.7%	54.7%	55.9%	52.7%



HIGHER EDUCATION ASSISTANCE AGENCY

The mission of the [Pennsylvania Higher Education Assistance Agency \(PHEAA\)](#) is to provide affordable access to higher education for Pennsylvania students and families.

The agency provides financial aid to postsecondary students in the form of grants, scholarships, loans, and employment opportunities through the coordination of state and federal aid programs. In addition, the agency provides institutional assistance grants to private institutions enrolling students who participate in the Pennsylvania State Grant Program.

Programs and Goals

Financial Assistance to Students: To provide financial assistance to Commonwealth residents in order to promote access to postsecondary education.

Financial Aid to Institutions: To assist independent, postsecondary institutions to maintain enrollments and stabilize their educational costs; thereby, promoting access to institutions in all sectors for Pennsylvania students and assisting at-risk students by providing institutional funds for support services.

Higher Education Assistance Agency

Summary by Fund and Appropriation

(Dollar Amounts in Thousands)

	2022-23 ACTUAL	2023-24 AVAILABLE	2024-25 BUDGET
GENERAL FUND:			
<i>Grants and Subsidies:</i>			
Grants to Students	\$ 331,370	\$ 347,267	\$ 378,348
(A)Grants to Students Supplement.....	5,200	15,000	15,000
(A)Transfer from SciTech and GI Bill Restricted Account	-	8,551	-
Pennsylvania Internship Program Grants.....	468	468	468
Ready to Succeed Scholarships	23,939	23,939	23,939
Matching Payments for Student Aid	13,646	13,646	13,646
Institutional Assistance Grants.....	26,521	26,521	26,521
Higher Education for the Disadvantaged.....	5,000	5,000	5,000
Higher Education of Blind or Deaf Students	51	51	51
Bond-Hill Scholarships	832	832	832
Cheyney University Honors Academy	3,980	3,980	3,980
(A)Cheyney University Honors Academy Supplement.....	500	500	500
Targeted Industry Cluster Scholarship Program	8,652	8,652	8,652
Student Teacher Stipend	-	-	15,000
(F)COVID-SFR Health Care Worker Student Loan Forgiveness.....	35,000	-	-
Subtotal - State Funds.....	\$ 414,459	\$ 430,356	\$ 476,437
Subtotal - Federal Funds.....	35,000	-	-
Subtotal - Augmentations	5,700	24,051	15,500
Total - Grants and Subsidies	\$ 455,159	\$ 454,407	\$ 491,937
STATE FUNDS	\$ 414,459	\$ 430,356	\$ 476,437
FEDERAL FUNDS	35,000	-	-
AUGMENTATIONS.....	5,700	24,051	15,500
GENERAL FUND TOTAL.....	\$ 455,159	\$ 454,407	\$ 491,937
OTHER FUNDS:			
HIGHER EDUCATION ASSISTANCE FUND:			
(R)Educational Training Vouchers Program	\$ 2,538	\$ 3,100	\$ 1,485
(R)Public Defender and District Attorney Loan Forgiveness	58	135	130
(R)Active Volunteer Tuition and Loan Assistance Program	-	1,000	1,000
HIGHER EDUCATION ASSISTANCE FUND TOTAL.....	\$ 2,596	\$ 4,235	\$ 2,615

Higher Education Assistance Agency

Summary by Fund and Appropriation

(Dollar Amounts in Thousands)

	2022-23 ACTUAL	2023-24 AVAILABLE	2024-25 BUDGET
SCHOOL SAFETY AND SECURITY FUND:			
School Mental Health Internship (EA)	\$ 5,000	\$ -	\$ 5,000
(F)COVID-SFR School Based MH Internship Grant Program.....	-	5,000	-
SCHOOL SAFETY AND SECURITY FUND TOTAL	\$ 5,000	\$ 5,000	\$ 5,000
DEPARTMENT TOTAL - ALL FUNDS			
GENERAL FUND	\$ 414,459	\$ 430,356	\$ 476,437
MOTOR LICENSE FUND.....	-	-	-
LOTTERY FUND.....	-	-	-
FEDERAL FUNDS	35,000	-	-
AUGMENTATIONS	5,700	24,051	15,500
RESTRICTED	-	-	-
OTHER FUNDS	7,596	9,235	7,615
TOTAL ALL FUNDS	\$ 462,755	\$ 463,642	\$ 499,552

^a In 2023-24, \$10,000,000 in funding for the program was appropriated in the Pennsylvania Department of Education but transferred to a restricted account in PHEAA.

Higher Education Assistance Agency

Program Funding Summary

(Dollar Amounts in Thousands)

	2022-23 Actual	2023-24 Available	2024-25 Budget	2025-26 Estimated	2026-27 Estimated	2027-28 Estimated	2028-29 Estimated
FINANCIAL ASSISTANCE TO STUDENTS:							
GENERAL FUND.....	\$ 382,938	\$ 398,835	\$ 444,916	\$ 723,916	\$ 723,916	\$ 723,916	\$ 723,916
MOTOR LICENSE FUND....	-	-	-	-	-	-	-
LOTTERY FUND	-	-	-	-	-	-	-
FEDERAL FUNDS	35,000	-	-	-	-	-	-
AUGMENTATIONS.....	5,700	24,051	15,500	15,500	15,500	15,500	15,500
RESTRICTED.....	-	-	-	-	-	-	-
OTHER FUNDS	7,596	9,235	7,615	7,615	7,615	7,615	7,615
SUBCATEGORY TOTAL	\$ 431,234	\$ 432,121	\$ 468,031	\$ 747,031	\$ 747,031	\$ 747,031	\$ 747,031
FINANCIAL AID TO INSTITUTIONS:							
GENERAL FUND.....	\$ 31,521	\$ 31,521	\$ 31,521	\$ 31,521	\$ 31,521	\$ 31,521	\$ 31,521
MOTOR LICENSE FUND....	-	-	-	-	-	-	-
LOTTERY FUND	-	-	-	-	-	-	-
FEDERAL FUNDS	-	-	-	-	-	-	-
AUGMENTATIONS.....	-	-	-	-	-	-	-
RESTRICTED.....	-	-	-	-	-	-	-
OTHER FUNDS	-	-	-	-	-	-	-
SUBCATEGORY TOTAL	\$ 31,521	\$ 31,521	\$ 31,521	\$ 31,521	\$ 31,521	\$ 31,521	\$ 31,521
ALL PROGRAMS:							
GENERAL FUND.....	\$ 414,459	\$ 430,356	\$ 476,437	\$ 755,437	\$ 755,437	\$ 755,437	\$ 755,437
MOTOR LICENSE FUND....	-	-	-	-	-	-	-
LOTTERY FUND	-	-	-	-	-	-	-
FEDERAL FUNDS	35,000	-	-	-	-	-	-
AUGMENTATIONS.....	5,700	24,051	15,500	15,500	15,500	15,500	15,500
RESTRICTED.....	-	-	-	-	-	-	-
OTHER FUNDS	7,596	9,235	7,615	7,615	7,615	7,615	7,615
DEPARTMENT TOTAL.....	\$ 462,755	\$ 463,642	\$ 499,552	\$ 778,552	\$ 778,552	\$ 778,552	\$ 778,552

Program: Financial Assistance to Students

Goal: To provide financial assistance to Commonwealth residents in order to promote access to postsecondary education.

[The Pennsylvania Higher Education Assistance Agency \(PHEAA\)](#) offers financial assistance programs to students in the form of grants, scholarships, and work-study awards. All General Fund appropriations are transferred to PHEAA's Higher Education Assistance Fund prior to distribution to students and institutions.

[Grants to Students \(Pennsylvania State Grants\)](#) are funded by an annual appropriation from the General Fund, a portion of PHEAA's business earnings, when available, and interest earnings from the Higher Education Assistance Fund. The PHEAA Board annually determines the distribution of funds to applicants based on criteria including family income, family size, and the cost of attendance at the institution the student will be attending. The objective of this program is to reduce financial barriers and provide greater access to higher education for all Commonwealth residents and, within the limits of the resources available, help to provide freedom of choice between public and private institutions.

The [Ready to Succeed Scholarship](#) program makes postsecondary educational opportunities more affordable to high-achieving students from middle-income Pennsylvania families. Students can pursue two-year and four-year postsecondary degrees at any participating Pennsylvania college, university, or technical school. Matching funds programs, including [Federal Work-Study](#), [State Work-Study](#), and [Partnerships for Access to Higher Education](#), provide funds to match federal funds and work-study awards that students earn through both on-campus and off-campus job opportunities. Matching funds also leverage private foundation scholarships.

The [Pennsylvania Targeted Industry](#) program provides grants to students enrolled in certificate programs in the energy, health, advanced materials and diversified manufacturing, and agriculture and food production fields. [The Higher Education of Blind or Deaf Students](#) program provides assistance to blind or deaf students who are Pennsylvania residents and are enrolled in an approved institution of higher education.

The [Horace Mann Bond-Leslie Pinckney Hill Scholarship](#) program provides grants to graduates of Lincoln University and Cheyney University of Pennsylvania who enter select graduate and professional programs at Temple University, Lincoln University, the Pennsylvania State University, the University of Pittsburgh, or one of the Pennsylvania State System of Higher Education institutions. [The Cheyney University Honors Academy](#) provides scholarships to attract students to enroll at Cheyney University of Pennsylvania. The Pennsylvania Internship Program provides scholarships to Pennsylvania residents attending Pennsylvania colleges and universities and pursuing an internship through [The Washington Center for Internships and Academic Seminars](#).

Program Recommendations:

This budget recommends the following changes: (Dollar Amounts in Thousands)

	Grants to Students		Student Teacher Stipend
\$ 31,081	—to maintain the purchasing power of the maximum student aid grant.	\$ 10,000	—funding shifted from the Department of Education.
		5,000	—Initiative—for stipends for student teachers to increase the educator workforce.
		\$ 15,000	<i>Appropriation Increase</i>

Higher Education Assistance Agency

Program: Financial Assistance to Students, continued

Appropriations within this Program:

	(Dollar Amounts in Thousands)						
	2022-23	2023-24	2024-25	2025-26	2026-27	2027-28	2028-29
	Actual	Available	Budget	Estimated	Estimated	Estimated	Estimated
GENERAL FUND:							
Grants to Students	\$ 331,370	\$ 347,267	\$ 378,348	\$ 378,348	\$ 378,348	\$ 378,348	\$ 378,348
Student and Family Affordability	-	-	-	279,000	279,000	279,000	279,000
Pennsylvania Internship Program Grants	468	468	468	468	468	468	468
Ready to Succeed Scholarships	23,939	23,939	23,939	23,939	23,939	23,939	23,939
Matching Payments for Student Aid	13,646	13,646	13,646	13,646	13,646	13,646	13,646
Higher Education of Blind or Deaf Students	51	51	51	51	51	51	51
Bond-Hill Scholarships	832	832	832	832	832	832	832
Cheyney University Honors Academy	3,980	3,980	3,980	3,980	3,980	3,980	3,980
Targeted Industry Cluster Scholarship Program	8,652	8,652	8,652	8,652	8,652	8,652	8,652
Student Teacher Stipend	-	-	15,000	15,000	15,000	15,000	15,000
TOTAL GENERAL FUND	\$ 382,938	\$ 398,835	\$ 444,916	\$ 723,916	\$ 723,916	\$ 723,916	\$ 723,916

Program Measures:

	2018-19	2019-20	2020-21	2021-22	2022-23	2023-24	2024-25
	Actual	Actual	Actual	Actual	Actual	Estimated	Estimated
Increase enrollment and graduation rates at Pennsylvania's colleges and universities.							
Applications for PA State Grants ...	525,372	507,062	489,300	469,252	455,005	466,835	468,142
PA State Grant recipients	143,647	132,910	118,723	104,952	107,212	109,500	105,735
Ready to Succeed Scholarship recipients	3,461	3,633	3,436	3,514	12,279	10,896	9,663
Develop a strong workforce in targeted industries in Pennsylvania through access to financial assistance for postsecondary education.							
PA Targeted Industry program recipients	1,557	1,525	1,765	1,864	2,296	2,291	2,291

Program: Financial Aid to Institutions

Goal: To assist independent, postsecondary institutions to maintain enrollments and stabilize their educational costs; thereby, promoting access to institutions in all sectors for Pennsylvania students and assisting at-risk students by providing institutional funds for support services.

[The Institutional Assistance Grants](#) program provides grants to independent postsecondary institutions that are nonprofit, nondenominational, and nonrecipients of direct state appropriations. The program helps to preserve and develop the diverse system of postsecondary education by allowing Pennsylvania's independent colleges and universities to stabilize their educational costs and maintain enrollments.

[The Higher Education for the Disadvantaged](#) program, more commonly known as the Act 101 program, provides funding to institutions for support services, academic advising, counseling, and tutoring to economically and educationally qualified students.

Program Recommendations:

This budget recommends the following changes: (Dollar Amounts in Thousands)

All appropriations are recommended at the current year funding levels.

Appropriations within this Program:

	(Dollar Amounts in Thousands)						
	2022-23	2023-24	2024-25	2025-26	2026-27	2027-28	2028-29
	Actual	Available	Budget	Estimated	Estimated	Estimated	Estimated
GENERAL FUND:							
Institutional Assistance Grants	\$ 26,521	\$ 26,521	\$ 26,521	\$ 26,521	\$ 26,521	\$ 26,521	\$ 26,521
Higher Education for the Disadvantaged	5,000	5,000	5,000	5,000	5,000	5,000	5,000
TOTAL GENERAL FUND.....	\$ 31,521	\$ 31,521	\$ 31,521	\$ 31,521	\$ 31,521	\$ 31,521	\$ 31,521

Program Measures:

	2018-19	2019-20	2020-21	2021-22	2022-23	2023-24	2024-25
	Actual	Actual	Actual	Actual	Actual	Estimated	Estimated
Support programs at institutions through the development and preservation of a planned system of postsecondary education across the Commonwealth (through the Institutional Assistance Grants Program).							
Institutions aided through Institutional Assistance Grants program	88	88	89	89	89	89	88
Support programs at institutions that help economically and educationally underserved students succeed in postsecondary education.							
Institutional programs aided through Act 101 program	32	33	34	35	35	36	36



EMERGENCY MANAGEMENT AGENCY

The mission of the [Pennsylvania Emergency Management Agency \(PEMA\)](#) is to help communities and citizens mitigate against, prepare for, respond to, and recover from emergencies including natural disasters, acts of terrorism, or other human-made disasters. PEMA supports county emergency management agencies by coordinating and engaging the whole community, including federal and state partners, volunteer organizations involved in disasters, private sector business community, and citizens.

The agency develops and maintains a comprehensive plan to enhance the Commonwealth's capabilities to prepare for, respond to, and recover from all hazards that affect the citizens of Pennsylvania. Primarily the plan calls for the protection of life and property both prior to and in the event of natural and other disasters. PEMA, through the [Office of the State Fire Commissioner \(OSFC\)](#), provides grants and loans to fire, ambulance, and rescue companies, and coordinates state fire services. The agency also administers post-disaster aid to affected localities and citizens.

Programs and Goals

Emergency Management: *To focus on continual process improvement to consistently meet or exceed the expectations of the people, communities, and partners we serve in every aspect of emergency management.*

Fire Prevention and Safety: *To minimize the loss of life and property due to fire by developing and maintaining statewide municipal fire and emergency service capability and to promote citizen awareness to support community fire prevention and control efforts.*

Emergency Management Agency

Summary by Fund and Appropriation

(Dollar Amounts in Thousands)

	2022-23	2023-24	2024-25
	ACTUAL	AVAILABLE	BUDGET

GENERAL FUND:

General Government:

General Government Operations	\$	11,124	\$	15,865	^a	\$	17,535
(F)Civil Preparedness		35,000		70,000			100,000
(F)IIJA-State and Local Cybersecurity.....		-		15,905			25,000
(F)Hazardous Materials Planning and Training		1,500		2,500			2,500
(F)Domestic Preparedness-First Responders (EA)		100,000		100,000			100,000
(A)Miscellaneous		4		150			30
(R)Radiological Emergency Response Planning		1,269		1,475			1,100
(R)Radiation Emergency Response Fund.....		825		900			600
(R)Radiation Transportation Emergency Response Fund		2		180			180
Subtotal	\$	149,724	\$	206,975	\$	246,945	
State Fire Commissioner		2,777		3,080		5,472	
(F)Fire Prevention		20		40	^b	20	
(F)Firefighters Assistance Program (EA).....		500		500		500	
(A)Fire and Emergency Medical Services Programs		1,402		1,459		1,400	
(A)Arson Fines.....		2		1		1	
(R)Online Training Educator and Reimbursement.....		1,365		250		250	
(R)Emergency Services Training Center Capital Grants.....		-		500		500	
(R)Career Fire Department Capital Grants.....		-		500		500	
(R)Public Safety Campaign.....		-		250		250	
(R)Bomb Squad Reimbursement		-		500		500	
Subtotal	\$	6,066	\$	7,080	\$	9,393	
Subtotal - State Funds.....	\$	13,901	\$	18,945	\$	23,007	
Subtotal - Federal Funds.....		137,020		188,945		228,020	
Subtotal - Augmentations.....		1,408		1,610		1,431	
Subtotal - Restricted.....		3,461		4,555		3,880	
Total - General Government.....	\$	155,790	\$	214,055	\$	256,338	

Grants and Subsidies:

Disaster Relief		5,000		-		10,777
(F)Disaster Relief (EA).....		155,000		75,000		50,000
(F)COVID-PA Disaster Relief (EA).....		592,000		200,000		200,000
(F)SCDBG-Disaster Recovery (EA)		4,400		4,320		13,587
Hazard Mitigation		8,000		2,000		1,000
(F)Hazard Mitigation (EA)		100,000		100,000		80,000
State Disaster Assistance.....		5,000		5,000		5,000
Firefighters Memorial Flags.....		10		10		10

Emergency Management Agency

Summary by Fund and Appropriation

(Dollar Amounts in Thousands)

	2022-23 ACTUAL	2023-24 AVAILABLE	2024-25 BUDGET
Red Cross Extended Care Program	350	350	350
Search and Rescue	250	250	250
(R)Fire and Emergency Medical Services Grant Program	969 °	8,986 °	9,400 °
Subtotal - State Funds	\$ 18,610	\$ 7,610	\$ 17,387
Subtotal - Federal Funds	851,400	379,320	343,587
Subtotal - Restricted	969	8,986	9,400
Total - Grants and Subsidies	\$ 870,979	\$ 395,916	\$ 370,374
STATE FUNDS	\$ 32,511	\$ 26,555	\$ 40,394
FEDERAL FUNDS	988,420	568,265	571,607
AUGMENTATIONS	1,408	1,610	1,431
RESTRICTED	4,430	13,541	13,280
GENERAL FUND TOTAL	\$ 1,026,769	\$ 609,971	\$ 626,712
OTHER FUNDS:			
FIRE AND EMERGENCY MEDICAL SERVICES LOAN FUND:			
Fire and Emergency Services Loans	\$ 6,127	\$ 15,000	\$ 15,000
HAZARDOUS MATERIAL RESPONSE FUND:			
General Operations	\$ 160	\$ 160	\$ 34
Hazardous Materials Response Team	160	160	33
Grants to Counties	1,120	1,120	833
Public and Facility Owner Education	160	160	-
HAZARDOUS MATERIAL RESPONSE FUND TOTAL	\$ 1,600	\$ 1,600	\$ 900
PROPERTY TAX RELIEF FUND:			
Transfer to Fire and Emergency Medical Services Grant Pgrm (EA)	\$ 5,000	\$ 5,000	\$ 35,000
STATE GAMING FUND:			
Transfer to Fire and Emergency Medical Services Grant Pgrm (EA)	\$ 25,000	\$ 25,000	\$ 25,000
UNCONVENTIONAL GAS WELL FUND:			
Emergency Response Planning (EA)	\$ 750	\$ 750	\$ 750
First Responders Equipment and Training (EA)	750	750	750
UNCONVENTIONAL GAS WELL FUND TOTAL	\$ 1,500	\$ 1,500	\$ 1,500
911 FUND:			
General Operations (EA)	\$ 6,300	\$ 6,711	\$ 8,026
Emergency Services Grants (EA)	335,700	328,862	386,269
911 FUND TOTAL	\$ 342,000	\$ 335,573	\$ 394,295

Emergency Management Agency

Summary by Fund and Appropriation

(Dollar Amounts in Thousands)

	2022-23 ACTUAL	2023-24 AVAILABLE	2024-25 BUDGET
DEPARTMENT TOTAL - ALL FUNDS			
GENERAL FUND	\$ 32,511	\$ 26,555	\$ 40,394
MOTOR LICENSE FUND	-	-	-
LOTTERY FUND	-	-	-
FEDERAL FUNDS	988,420	568,265	571,607
AUGMENTATIONS	1,408	1,610	1,431
RESTRICTED	4,430	13,541	13,280
OTHER FUNDS	381,227	383,673	471,695
TOTAL ALL FUNDS	<u>\$ 1,407,996</u>	<u>\$ 993,644</u>	<u>\$ 1,098,407</u>

^a Includes recommended supplemental appropriation of \$1,592,000.

^b Includes recommended supplemental appropriation of \$20,000.

^c Not added to the total to avoid double counting: Transfers to (R)Emergency Medical Services Grant Program from the Property Tax Relief Fund for 2022-23 Actual is \$5,000,000; 2023-24 Available is \$5,000,000; and 2024-25 Budget is \$35,000,000 and from the State Gaming Fund for 2022-23 Actual is \$25,000,000; 2023-24 Available is \$25,000,000; and 2024-25 Budget is \$25,000,000. Balance shown represents the Fireworks Tax transfers within each year.

Emergency Management Agency

Program Funding Summary

(Dollar Amounts in Thousands)

	2022-23	2023-24	2024-25	2025-26	2026-27	2027-28	2028-29
	Actual	Available	Budget	Estimated	Estimated	Estimated	Estimated
EMERGENCY MANAGEMENT:							
GENERAL FUND.....	\$ 29,374	\$ 23,115	\$ 34,562	\$ 36,034	\$ 29,615	\$ 26,430	\$ 24,839
MOTOR LICENSE FUND....	-	-	-	-	-	-	-
LOTTERY FUND	-	-	-	-	-	-	-
FEDERAL FUNDS	987,900	567,725	571,087	571,087	571,087	571,087	571,087
AUGMENTATIONS.....	4	150	30	30	30	30	30
RESTRICTED.....	2,096	2,555	1,880	1,880	1,880	1,880	1,880
OTHER FUNDS	344,350	337,923	395,945	400,088	404,071	408,093	412,155
SUBCATEGORY TOTAL	\$ 1,363,724	\$ 931,468	\$ 1,003,504	\$ 1,009,119	\$ 1,006,683	\$ 1,007,520	\$ 1,009,991
FIRE PREVENTION AND SAFETY:							
GENERAL FUND.....	\$ 3,137	\$ 3,440	\$ 5,832	\$ 5,980	\$ 6,121	\$ 6,121	\$ 6,121
MOTOR LICENSE FUND....	-	-	-	-	-	-	-
LOTTERY FUND	-	-	-	-	-	-	-
FEDERAL FUNDS	520	540	520	520	520	520	520
AUGMENTATIONS.....	1,404	1,460	1,401	1,401	1,401	1,401	1,401
RESTRICTED.....	2,334	10,986	11,400	11,700	12,100	12,300	12,600
OTHER FUNDS	36,877	45,750	75,750	75,750	75,750	75,750	75,750
SUBCATEGORY TOTAL	\$ 44,272	\$ 62,176	\$ 94,903	\$ 95,351	\$ 95,892	\$ 96,092	\$ 96,392
ALL PROGRAMS:							
GENERAL FUND.....	\$ 32,511	\$ 26,555	\$ 40,394	\$ 42,014	\$ 35,736	\$ 32,551	\$ 30,960
MOTOR LICENSE FUND....	-	-	-	-	-	-	-
LOTTERY FUND	-	-	-	-	-	-	-
FEDERAL FUNDS	988,420	568,265	571,607	571,607	571,607	571,607	571,607
AUGMENTATIONS.....	1,408	1,610	1,431	1,431	1,431	1,431	1,431
RESTRICTED.....	4,430	13,541	13,280	13,580	13,980	14,180	14,480
OTHER FUNDS	381,227	383,673	471,695	475,838	479,821	483,843	487,905
DEPARTMENT TOTAL.....	\$ 1,407,996	\$ 993,644	\$ 1,098,407	\$ 1,104,470	\$ 1,102,575	\$ 1,103,612	\$ 1,106,383

Program: Emergency Management

Goal: To focus on continual process improvement to consistently meet or exceed the expectations of the people, communities, and partners we serve in every aspect of emergency management.

In 1978, the [Pennsylvania Emergency Services Code](#) created the [Pennsylvania Emergency Management Agency \(PEMA\)](#) from the State Council of Civil Defense. It also expanded the mandate of the agency to include an all-hazards comprehensive emergency management program. Since then, the agency's responsibilities have continued to evolve and today it serves a critical role in coordinating the core emergency management functions of emergency preparedness, response, recovery, and hazard mitigation.

PEMA's mission is accomplished through a systematic approach to threats and hazards that pose the greatest risk to the safety and security of the residents of the Commonwealth, including natural and human-made disasters, acts of terrorism, and other emergencies. The agency has adopted the "[Whole Community](#)" approach to emergency management, which recognizes that it takes all aspects of a community to effectively [prepare for](#), [protect against](#), [respond to](#), [recover from](#), and [mitigate](#) any disaster. At PEMA's core is a comprehensive training and qualification program that develops and maintains skilled emergency management and support personnel at the state, county, and local municipal level who are responsible for carrying out all aspects of the statewide emergency management program.

PEMA's daily responsibilities include managing programs that promote individual and community preparedness, developing and updating emergency plans and procedures, coordinating training and exercises, maintaining and advancing Next Generation [9-1-1 technology](#) across the state, [statewide chemical](#) reporting, hazardous materials preparedness and response, [nuclear power safety](#), hazard mitigation, and private sector integration. Many of the preparedness and mitigation activities involve the administration of several [state and federal grant programs](#). The agency also coordinates the National Flood Insurance Program for the Commonwealth. Daily responsibilities also include the operation of PEMA's Commonwealth Watch and Warning Center which serves as the main incident reporting, information sharing, and public alert and warning point in the state that maintains a statewide 24/7 Common Operating Picture.

During disasters and other emergencies, the agency is responsible for directing and coordinating all available Commonwealth resources needed to support county and local governments in protecting residents and supporting short- and long-term recovery operations. This is accomplished through the [Commonwealth Response Coordination Center](#) which, when activated, serves as the main coordination hub for all emergency operations across all state agencies, levels of government, non-governmental and voluntary agencies, and the private sector. PEMA provides advice and guidance to the Governor related to all emergent situations that may warrant the issuance of a Governor's Proclamation of Disaster Emergency and a request to the President of the United States for a major disaster declaration. Following a presidential disaster declaration, the agency advises the administration of the Individual Assistance and Public Assistance Grant programs as part of short- and long-term recovery operations. PEMA also serves as the main point of contact for the [Federal Emergency Management Agency \(FEMA\)](#) for federal-state business during both steady-state operations as well as during disasters.

In support of response to disasters and other emergencies, the agency wholly, or in conjunction with other state agencies, coordinates a number of statewide specialized response teams such as:

- PA Type 3 All-Hazards Incident Management Team;
- Pennsylvania Helicopter Aquatic Rescue Team;
- Voluntary Rescue Service Recognition;
- Swift Water and Flood Evacuation Teams; and
- In-state [Urban Search and Rescue Response teams](#).

Emergency Management Agency

Program: Emergency Management, continued

Program Recommendations:

This budget recommends the following changes: (Dollar Amounts in Thousands)

	General Government Operations		Disaster Relief
\$ 379	—to continue current program.	\$ 10,777	—state match for federally funded projects.
(1,424)	—to meet federal infrastructure matching requirements.		
2,715	—Initiative—to provide additional resources for Pennsylvania's emergency management response efforts and local support.	\$ (1,000)	Hazard Mitigation —nonrecurring program costs.
<hr/>			
\$ 1,670	<i>Appropriation Increase</i>		

Appropriations within this Program:

	(Dollar Amounts in Thousands)						
	2022-23 Actual	2023-24 Available	2024-25 Budget	2025-26 Estimated	2026-27 Estimated	2027-28 Estimated	2028-29 Estimated
GENERAL FUND:							
General Government Operations	\$ 11,124	\$ 15,865	\$ 17,535	\$ 17,926	\$ 17,876	\$ 17,876	\$ 17,876
Disaster Relief.....	5,000	-	10,777	12,858	6,489	3,304	1,713
Hazard Mitigation.....	8,000	2,000	1,000	-	-	-	-
State Disaster Assistance	5,000	5,000	5,000	5,000	5,000	5,000	5,000
Search and Rescue.....	250	250	250	250	250	250	250
TOTAL GENERAL FUND.....	\$ 29,374	\$ 23,115	\$ 34,562	\$ 36,034	\$ 29,615	\$ 26,430	\$ 24,839

Program Measures:

	2018-19 Actual	2019-20 Actual	2020-21 Actual	2021-22 Actual	2022-23 Actual	2023-24 Estimated	2024-25 Estimated
Provide support to local leaders in the five mission areas of prevention, protection, mitigation, response, and recovery.							
Percentage of compliant county emergency management coordinators	87%	75%	80%	85%	78%	85%	90%
Improve the preparedness and response capabilities of individuals and communities to all hazards.							
Percentage of PEMA staff that are National Incident Management System certified	75%	45%	71%	52%	69%	75%	75%
Businesses participating in private sector integration program	200	456	345	400	450	470	500
Percentage of counties that adopt Hazard Mitigation (HM) plans	93%	85%	90%	90%	95%	95%	95%

Program: Fire Prevention and Safety

Goal: To minimize the loss of life and property due to fire by developing and maintaining statewide municipal fire and emergency service capability and to promote citizen awareness to support community fire prevention and control efforts.

The [Office of the State Fire Commissioner \(OSFC\)](#) oversees the development and operation of the [State Fire Academy](#), the [Fire and Emergency Medical Services Loan](#) program, the [Fire Company and Emergency Medical Services Grant](#) program, the [Pennsylvania Fire Information Reporting System](#), [Marcellus Shale and Alternative Energy Emergency Response Training](#), a variety of public education and information programs, and the administration of the Firefighters' Memorial Flags program. The State Fire Commissioner is responsible for coordinating federal, state, and private fire safety funds; assisting state agencies in the development of plans related to fire safety; reviewing existing or proposed rules and regulations affecting the safety of Pennsylvanians; and providing a cost-effective fire-loss management system for the Commonwealth.

The State Fire Academy in Lewistown is the catalyst for the delivery of training and certification to the Commonwealth's fire and emergency response community. The [Local Level Training](#) program, a unique system involving the academy, community colleges, and county and local training facilities and organizations, provides a comprehensive curriculum of basic and mid-level fire, rescue, hazardous material, officer development, and fire department management courses to firefighters throughout county and local fire departments. The academy's training facilities and staff support the resident training programs offering mid-level, advanced, and specialty training in fire, rescue, hazardous material, and officer development courses. Each program strives to provide professional development opportunities for the Commonwealth's fire service, state accredited instructors, and employees from other state agencies. Programs of interest and concern are made available to the emergency services providers through the academy's "[Academy on the Road](#)" program.

The Fire and Emergency Medical Services Loan program aids fire and emergency medical services (EMS) companies in the form of low-interest loans for the purpose of establishing or modernizing facilities to house apparatus and equipment; purchasing new or rehabilitating old apparatus; and purchasing protective, communications, and accessory equipment.

The [Fire Company and Emergency Medical Services Grant](#) program (FCEMSGP) annually receives transfers from the State Gaming Fund and the Property Tax Relief Fund to provide grants to fire companies and EMS companies to assist in maintaining or improving capability to provide fire, ambulance, and rescue services. The fireworks tax generates additional funding that is awarded and distributed to EMS companies via the FCEMSGP.

The office is responsible for providing a flag to honor firefighters who have died in the line of duty. OSFC aids fire departments and surviving relatives immediately following such deaths.

Program Recommendations:

This budget recommends the following changes: (Dollar Amounts in Thousands)

GENERAL FUND:	PROPERTY TAX RELIEF FUND:
<p>State Fire Commissioner</p> <p>\$ 2,291 —to continue current program.</p> <p>101 —Initiative—to provide technical advice and support to local fire services.</p> <hr style="width: 100%;"/> <p>\$ 2,392 <i>Appropriation Increase</i></p>	<p>Transfer to Fire and Emergency Medical Services Grant Program (EA)</p> <p>\$ 30,000 —Initiative—to increase support for Fire and EMS companies.</p>

Emergency Management Agency

Program: Fire Prevention and Safety, continued

Appropriations within this Program:

	(Dollar Amounts in Thousands)						
	2022-23 Actual	2023-24 Available	2024-25 Budget	2025-26 Estimated	2026-27 Estimated	2027-28 Estimated	2028-29 Estimated
GENERAL FUND:							
State Fire Commissioner.....	\$ 2,777	\$ 3,080	\$ 5,472	\$ 5,620	\$ 5,761	\$ 5,761	\$ 5,761
Firefighters Memorial Flags..	10	10	10	10	10	10	10
Red Cross Extended Care Program.....	350	350	350	350	350	350	350
TOTAL GENERAL FUND.....	\$ 3,137	\$ 3,440	\$ 5,832	\$ 5,980	\$ 6,121	\$ 6,121	\$ 6,121

Program Measures:

	2018-19	2019-20	2020-21	2021-22	2022-23	2023-24	2024-25
	Actual	Actual	Actual	Actual	Actual	Estimated	Estimated
Improve fire department effectiveness and service delivery and promote and enhance the safety of first responders through participation in firefighter certification programs and training opportunities.							
Fire and emergency medical services loans awarded (in thousands).....	\$ 16,473	\$ 10,894	\$ 7,640	\$ 8,995	\$ 6,127	\$ 15,000	\$ 15,000
Fire company grants awarded	1,970	2,008	1,979	1,691	1,882	1,940	2,000
Firefighter certifications issued	2,916	3,126	796	2,588	2,823	3,077	3,384
Fire casualties	152	111	129	150	183	146	130
Total firefighters trained.....	3,407	2,979	252	1,521	1,425	1,553	1,614



ENVIRONMENTAL PROTECTION

The mission of the [Department of Environmental Protection \(DEP\)](#) is to protect Pennsylvania's air, land, and water from pollution and to provide for the health and safety of its citizens through a cleaner environment. The department works as a partner with individuals, organizations, governments, and businesses to prevent pollution and restore our natural resources.

Programs and Goals

Environmental Support Services: To provide administrative and technical support for the Commonwealth's environmental protection programs.

Environmental Protection and Management: To ensure DEP's mission is met by enforcing clean air and water standards, managing land protection activities and ensuring waste is handled properly, ensuring safe and healthy communities, and promoting sustainable energy.

Summary by Fund and Appropriation

(Dollar Amounts in Thousands)

	2022-23	2023-24	2024-25
	ACTUAL	AVAILABLE	BUDGET

GENERAL FUND:

General Government:

General Government Operations	\$ 18,545	\$ 20,221	\$ 33,181
(F)IIJA-Assistance for Small and Disadvantaged Communities	28,103	103,189	103,189
(F)IIJA-Orphan Well Plugging	105,000	105,000	105,000
(F)IIJA-CWTP-Orphan Well Plugging (EA).....	-	-	1,000
(F)IIJA-DOE-Energy Programs	22,300	22,300	22,300
(F)IIJA-Electric Grid Resilience	13,236	16,250	269,250
(F)IIJA-Energy Efficiency and Conservation	4,000	4,000	4,000
(F)IIJA-Methane Emissions Reduction Grants.....	-	20,000	20,000
(A)Reimbursement-EDP Services	- ^a	- ^a	- ^a
(R)Safe Drinking Water Account	11,058	13,651	13,669
(R)Radiation Protection Fund.....	12,460	16,861	15,772
(R)Clean Water Fund	19,953	21,794	21,817
(R)Solid Waste Abatement Fund.....	2,278	3,209	2,844
(R)Well Plugging Account	22,914	29,315	29,326
(R)Abandoned Well Plugging	9	272	272
(R)Orphan Well Plugging	51	1,318	326
(R)Alternative Fuels	3,701	5,789	7,104
(R)Industrial Land Recycling	362	526	537
(R)Waste Transportation Safety Account	2,927	3,390	3,308
(R)Electronics Material Recycling Account.....	481	514	590
(R)Natural Resource Damage Settlements	-	-	1,688
Subtotal	\$ 267,378	\$ 387,599	\$ 655,173
Environmental Program Management	35,739	39,714	42,510
(F)Coastal Zone Management	4,700	4,700	4,700
(F)IIJA-Coastal Zone Management	8,154	8,454	8,454
(F)Construction Management Assistance Grants-Administration.....	1,400	1,400	1,400
(F)Storm Water Permitting Initiative	2,300	2,300	2,300
(F)Safe Drinking Water Act-Management.....	7,000	7,000	7,000
(F)Water Pollution Control Grants-Management.....	5,500	5,500	5,500
(F)Air Pollution Control Grants-Management.....	3,200	4,200	4,200
(F)Surface Mine Conservation-Management.....	6,500	6,500	6,500
(F)Wetland Protection Fund	840	840	840
(F)Diagnostic X-ray Equipment Testing.....	754	1,300	1,300
(F)Water Quality Outreach Operator Training.....	200	-	-
(F)Water Quality Management Planning Grants.....	1,150	1,150	1,150
(F)IIJA-Water Quality Management Planning Grants.....	1,000	1,000	1,000

Summary by Fund and Appropriation

	(Dollar Amounts in Thousands)		
	2022-23	2023-24	2024-25
	ACTUAL	AVAILABLE	BUDGET
(F)Small Operators Assistance	300	300	300
(F)Wellhead Protection Fund	250	-	-
(F)Indoor Radon Abatement.....	700	700	700
(F)Non-Point Source Implementation	14,800	14,800	14,800
(F)Hydroelectric Power Conservation Fund.....	51	51	51
(F)Survey Studies	6,000	6,000	6,000
(F)National Dam Safety.....	1,500	1,500	1,500
(F)IIJA-National Dam Safety Program	100	100	100
(F)Training Reimbursement for Small Systems	3,500	-	-
(F)State Energy Program	15,000	15,000	15,000
(F)Pollution Prevention.....	800	-	-
(F)Energy and Environmental Opportunities.....	1,200	-	-
(F)Surface Mine Conservation	680	680	680
(F)Multipurpose Grants to States and Tribes.....	600	600	600
(F)Environmental Justice	-	1,000	1,000
(F)Coal Combustion Residuals Grant.....	-	209	209
(F)IIJA-Energy Efficiency Revolving Loan Fund	-	3,700	3,700
(F)IIJA-Resilient and Efficient Codes Implementation.....	-	3,000	3,000
(F)IIJA-Energy Auditor Training Grant.....	-	2,000	2,000
(F)IIJA-Solid Waste Infrastructure for Recycling.....	-	1,101	1,101
(F)IIJA-Environmental Justice Programs	-	10,000	10,000
(F)IIJA-DOE-Clean Energy Demonstration Projects	-	150,000	150,000
(F)IIJA-Advanced Energy Manufacturing.....	-	50,000	50,000
(F)IIJA-Hydroelectricity Development Programs.....	-	25,000	25,000
(F)IRA-Energy Performance-Homes Program	-	26,000	135,000
(F)IRA-CWTP-Energy Performance-Homes Program (EA)	-	-	800
(F)IRA-Energy Performance-Electric Appliance	-	26,000	140,000
(F)IRA-CWTP-Energy Performance-Electric Appliance (EA).....	-	-	800
(F)IRA-Clean Air Act Grant	-	400	400
(F)IRA-DOE-Planning Grants/Other Capacity Bldg Funding.....	-	20,000	65,000
(F)IRA-EPA-Planning Grants/Other Capacity Bldg Funding	-	20,000	520,000
(F)IRA-EPA-Green Bank and Energy Financing Initiatives	-	100,000	100,000
(F)IRA-DOE-Clean Energy Demonstration Projects	-	150,000	150,000
(F)IRA-Transmission Siting and Economic Development Program.....	-	-	50,000
(F)IRA-Assistance for Latest and Zero Building Energy Code	-	-	8,800
(F)COVID-Particulate Matter 2.5 (EA)	1,203	-	-
(F)Abandoned Mine Reclamation (EA).....	100,000	100,000	100,000
(F)IIJA-Abandoned Mine Reclamation (EA).....	19,904	469,904	469,904

Summary by Fund and Appropriation

(Dollar Amounts in Thousands)

	2022-23 ACTUAL	2023-24 AVAILABLE	2024-25 BUDGET
(F)IIJA-CWTP-Abandoned Mine Reclamation (EA)	-	-	3,000
(F)Homeland Security Initiative (EA)	1,000	1,000	1,000
(F)Building Resilient Infrastructure and Communities (EA)	280	280	280
(F)Nuclear and Chemical Security (EA)	6	7	7
(A)Payments-Department Services	-	-	-
(A)Safe Drinking Water Administration	-	-	-
(A)Water Pollution Control Administration	-	-	-
(R)Sewage Facilities Program Administration (EA)	652	652	652
(R)Used Tire Pile Remediation (EA)	-	604	501
Subtotal	\$ 246,963	\$ 1,284,646	\$ 2,118,739
Chesapeake Bay Agricultural Source Abatement	3,539	3,629	3,750
(F)Chesapeake Bay Pollution Abatement	15,000	20,000	20,000
(F)IIJA-Chesapeake Bay	1,800	6,933	6,933
Subtotal	\$ 20,339	\$ 30,562	\$ 30,683
Environmental Protection Operations	102,719	116,450	126,502
(F)EPA Planning Grant-Administration	8,400	8,400	8,400
(F)Water Pollution Control Grants	8,900	8,900	8,900
(F)Air Pollution Control Grants	5,500	6,000	6,800
(F)Surface Mine Control and Reclamation	12,344	13,344	13,344
(F)Training and Education of Underground Coal Miners	1,700	1,700	1,700
(F)Construction Management Assistance Grants	350	-	-
(F)Safe Drinking Water	5,700	5,700	5,700
(F)Oil Pollution Spills Removal	1,000	1,000	1,000
(F)USDA Good Neighbor Authority	900	200	200
(F)IIJA-USDA Good Neighbor Authority	660	2,000	5,700
(F)IIJA-NFWF America the Beautiful Challenge	7,500	7,500	7,500
(F)IIJA-Brownfields	2,000	4,000	4,000
(F)IIJA-10 Percent Drinking Water Set Asides Offset (EA)	-	7,360	7,360
(F)IIJA-2 Percent Drinking Water Set Asides Offset (EA)	-	6,452	6,452
(F)IIJA-15 Percent Drinking Water Set Asides Offset (EA)	-	1,857	1,857
(F)Technical Assistance to Small Systems (EA)	1,750	1,750	1,750
(F)Assistance to State Programs (EA)	7,000	7,000	8,000
(F)Local Assistance and Source Water Protection (EA)	8,500	11,268	11,268
(F)Hazardous Materials Emergency Preparedness (EA)	55	55	55
(A)Reimbursement-Laboratory Services	7,352	14,753	15,220
(A)Lab Accreditation	1,569	1,414	1,400
(A)Reimbursement-Department Services	-	-	-
(A)PADOT ISTEPA Program	1,188	1,000	1,000

Summary by Fund and Appropriation

(Dollar Amounts in Thousands)

	2022-23 ACTUAL	2023-24 AVAILABLE	2024-25 BUDGET
(A)Clean Air Administration.....	-	-	-
(A)Solid Waste Abatement.....	-	-	-
(A)Safe Drinking Water Administration.....	-	-	-
(A)Water Pollution Control Administration.....	-	-	-
(A)Vehicle Sales-EPO.....	-	100	100
Subtotal.....	\$ 185,087	\$ 228,203	\$ 244,208
Black Fly Control and Research.....	7,645	7,712	8,435
(A)County Contributions.....	1,244	1,043	1,000
Subtotal.....	\$ 8,889	\$ 8,755	\$ 9,435
Vector Borne Disease Management.....	5,880	6,285	6,548
(F)Zika Vector Control Response (EA).....	100	100	100
(A)Tick and Lyme Testing.....	599	700	700
Subtotal.....	\$ 6,579	\$ 7,085	\$ 7,348
Transfer to Well Plugging Account.....	-	-	11,000
Environmental Hearing Board.....	2,668	2,864	3,045
Subtotal - State Funds.....	\$ 176,735	\$ 196,875	\$ 234,971
Subtotal - Federal Funds.....	472,370	1,635,934	2,726,834
Subtotal - Augmentations.....	11,952	19,010	19,420
Subtotal - Restricted.....	76,846	97,895	98,406
Total - General Government.....	\$ 737,903	\$ 1,949,714	\$ 3,079,631
Grants and Subsidies:			
Delaware River Master.....	\$ 38	\$ 38	\$ 137
Susquehanna River Basin Commission.....	740	740	740
Interstate Commission on the Potomac River.....	23	23	51
Delaware River Basin Commission.....	217	217	1,047
Ohio River Valley Water Sanitation Commission.....	68	68	182
Chesapeake Bay Commission.....	325	325	370
Transfer to Conservation District Fund.....	7,516	7,516	7,516
Interstate Mining Commission.....	15	15	15
(R)Environmental Mitigation Trust Agreement Account.....	7,776	18,000	18,000
(R)Monsanto Settlement.....	-	38,325	-
(R)PCB Community Fund.....	-	8,000	-
Total - Grants and Subsidies.....	\$ 16,718	\$ 73,267	\$ 28,058

Summary by Fund and Appropriation

(Dollar Amounts in Thousands)

	2022-23 ACTUAL	2023-24 AVAILABLE	2024-25 BUDGET
STATE FUNDS	\$ 185,677	\$ 205,817	\$ 245,029
FEDERAL FUNDS	472,370	1,635,934	2,726,834
AUGMENTATIONS	11,952	19,010	19,420
RESTRICTED	84,622	162,220	116,406
GENERAL FUND TOTAL	\$ 754,621	\$ 2,022,981	\$ 3,107,689
OTHER FUNDS:			
ACID MINE DRAINAGE ABATEMENT AND TREATMENT FUND:			
(F)Acid Mine Drainage Abatement and Treatment (EA)	\$ 17,742	\$ 9,982	\$ 3,654
(F)COVID-SFR Acid Mine Drainage Abatement and Treatment	4,400	-	-
ACID MINE DRAINAGE ABATEMENT AND TREATMENT FUND TOTAL	\$ 22,142	\$ 9,982	\$ 3,654
CLEAN AIR FUND:			
Major Emission Facilities (EA)	\$ 19,869	\$ 23,595	\$ 23,248
Mobile and Area Facilities (EA)	10,299	10,466	10,207
Western Pennsylvania Oil and Gas Project (EA)	-	-	1,085
CLEAN AIR FUND TOTAL	\$ 30,168	\$ 34,061	\$ 34,540
CLEAN STREAMS FUND:			
Storm Water Management Grants (EA)	\$ -	\$ -	\$ 466
(F)COVID-SFR Storm Water Managements Grants	\$ 8,800	\$ -	\$ -
CLEAN STREAMS FUND TOTAL	\$ 8,800	\$ -	\$ 466
COAL AND CLAY MINE SUBSIDENCE INSURANCE FUND:			
General Operations (EA)	\$ 3,712	\$ 3,116	\$ 3,786
Payment of Claims (EA)	3,240	3,040	3,040
COAL AND CLAY MINE SUBSIDENCE INSURANCE FUND TOTAL	\$ 6,952	\$ 6,156	\$ 6,826
COAL LANDS IMPROVEMENT FUND:			
Coal Lands Restoration (EA)	\$ 325	\$ 220	\$ 173
CONSERVATION DISTRICT FUND:			
Conservation District Grants (EA)	\$ 9,731	\$ 9,875	\$ 9,960
ENERGY DEVELOPMENT FUND:			
Energy Development-Administration (EA)	\$ 155	\$ 135	\$ 170
Energy Development Loans/Grants (EA)	2,250	1,750	250
ENERGY DEVELOPMENT FUND TOTAL	\$ 2,405	\$ 1,885	\$ 420
ENVIRONMENTAL EDUCATION FUND:			
General Operations (EA)	\$ 1,382	\$ 1,388	\$ 1,421
ENVIRONMENTAL STEWARDSHIP FUND:			
Watershed Protection and Restoration (EA)	\$ 34,359	\$ 34,504 ^k	\$ 35,228

Summary by Fund and Appropriation

(Dollar Amounts in Thousands)

	2022-23 ACTUAL	2023-24 AVAILABLE	2024-25 BUDGET
HAZARDOUS SITES CLEANUP FUND:			
General Operations (EA).....	\$ 22,837	\$ 23,378	\$ 23,303
Hazardous Sites Cleanup (EA)	9,000	9,000	9,000
Host Municipality Grants (EA)	25	25	25
Small Business Pollution Prevention (EA)	1,000	1,000	1,000
Transfer to Industrial Sites Cleanup Fund (EA)	3,000	3,000	3,000
Transfer to Household Hazardous Waste Account (EA)	1,000	1,000	1,000
(R)Hazardous Sites Cleanup (EA).....	15,000	15,000	15,000
HAZARDOUS SITES CLEANUP FUND TOTAL	\$ 51,862	\$ 52,403	\$ 52,328
MINE SAFETY FUND:			
General Operations (EA).....	\$ 49	\$ 49	\$ 11
NON-COAL SURFACE MINING CONSERVATION AND RECLAMATION FUND:			
General Operations (EA).....	\$ 2,417	\$ 3,200	\$ 2,950
NUTRIENT MANAGEMENT FUND:			
Education, Research, and Technical Assistance (EA)	\$ 2,100	\$ 2,100	\$ 2,713
(F)COVID-SFR NM Ed Research and Technical Assistance	3,280	-	-
NUTRIENT MANAGEMENT FUND TOTAL	\$ 5,380	\$ 2,100	\$ 2,713
RECYCLING FUND:			
Recycling Coordinator Reimbursement (EA).....	\$ 2,000	\$ 2,200	\$ 2,000
Reimbursement for Municipal Inspection (EA).....	325	275	275
Reimburse-Host Municipality Permit Applications Review (EA)	10	10	10
Administration of Recycling Program (EA)	1,386	1,372	1,406
County Planning Grants (EA)	1,500	1,000	500
Municipal Recycling Grants (EA).....	20,000	20,000	20,000
Municipal Recycling Performance Program (EA).....	12,000	15,000	20,000
Public Education/Technical Assistance (EA)	5,700	3,392	4,073
(R)Household Hazardous Waste.....	1,323	1,500	1,500
RECYCLING FUND TOTAL	\$ 44,244	\$ 44,749	\$ 49,764
REMINING FINANCIAL ASSURANCE FUND:			
Remining Financial Assurance (EA).....	\$ 400	\$ 417	\$ 490
STORAGE TANK FUND:			
General Operations (EA).....	\$ 4,404	\$ 4,788	\$ 6,763
(F)Underground Storage Tanks (EA)	1,750	1,750	1,750
(F)Leaking Underground Storage Tanks (EA)	2,990	2,990	2,990
(A)Investment/Closing Cost Reimbursement.....	7,718	7,000	7,000
STORAGE TANK FUND TOTAL.....	\$ 16,862	\$ 16,528	\$ 18,503

Summary by Fund and Appropriation

(Dollar Amounts in Thousands)

	2022-23 ACTUAL	2023-24 AVAILABLE	2024-25 BUDGET
SURFACE MINING CONSERVATION & RECLAMATION FUND:			
General Operations (EA).....	\$ 4,173	\$ 3,652	\$ 4,988
UNCONVENTIONAL GAS WELL FUND:			
Transfer to Well Plugging Account (EA).....	\$ 6,000	\$ 6,000	\$ 6,000
UNDERGROUND STORAGE TANK INDEMNIFICATION FUND:			
Environmental Cleanup Program (EA).....	\$ 4,244	\$ 4,306	\$ 4,227
Pollution Prevention Program (EA).....	100	100	100
UNDERGROUND STORAGE TANK INDEMNIFICATION FUND TOTAL.....	\$ 4,344	\$ 4,406	\$ 4,327
DEPARTMENT TOTAL - ALL FUNDS.....			
GENERAL FUND.....	\$ 185,677	\$ 205,817	\$ 245,029
MOTOR LICENSE FUND.....	-	-	-
LOTTERY FUND.....	-	-	-
FEDERAL FUNDS.....	472,370	1,635,934	2,726,834
AUGMENTATIONS.....	11,952	19,010	19,420
RESTRICTED.....	84,622	162,220	116,406
OTHER FUNDS.....	251,995	231,575	234,762
TOTAL ALL FUNDS.....	\$ 1,006,616	\$ 2,254,556	\$ 3,342,451

^a Not added to the total to avoid double counting: 2022-23 Actual is \$9,986,000, 2023-24 Available is \$10,005,000, and 2024-25 Budget is \$10,005,000.

^b Not added to the total to avoid double counting: 2022-23 Actual is \$5,541, 2023-24 Available is \$1,087,000, and 2024-25 Budget is \$1,087,000.

^c Not added to the total to avoid double counting: 2022-23 Actual is \$611,389, 2023-24 Available is \$703,000, and 2024-25 Budget is \$703,000.

^d Not added to the total to avoid double counting: 2022-23 Actual is \$497,004, 2023-24 Available is \$445,000, and 2024-25 Budget is \$445,000.

^e Not added to the total to avoid double counting: 2022-23 Actual is \$5,384,083, 2023-24 Available is \$5,297,000, and 2024-25 Budget is \$5,297,000.

^f Not added to the total to avoid double counting: 2022-23 Actual is \$3,860,000, 2023-24 Available is \$3,860,000, and 2024-25 Budget is \$3,860,000.

^g Not added to the total to avoid double counting: 2022-23 Actual is \$500,000, 2023-24 Available is \$500,000, and 2024-25 Budget is \$500,000.

^h Not added to the total to avoid double counting: 2022-23 Actual is \$491,161, 2023-24 Available is \$815,000, and 2024-25 Budget is \$815,000.

ⁱ Not added to the total to avoid double counting: 2022-23 Actual is \$160,021, 2023-24 Available is \$140,000, and 2024-25 Budget is \$140,000.

^j Reflects total amount of settlement, expenditure plan currently in development.

^k Includes recommended supplemental executive authorization of \$7,305,000.

Program Funding Summary

(Dollar Amounts in Thousands)

	2022-23	2023-24	2024-25	2025-26	2026-27	2027-28	2028-29
	Actual	Available	Budget	Estimated	Estimated	Estimated	Estimated
ENVIRONMENTAL SUPPORT SERVICES:							
GENERAL FUND.....	\$ 21,213	\$ 23,085	\$ 36,226	\$ 37,204	\$ 38,134	\$ 38,134	\$ 38,134
MOTOR LICENSE FUND....	-	-	-	-	-	-	-
LOTTERY FUND	-	-	-	-	-	-	-
FEDERAL FUNDS	172,639	270,739	524,739	526,739	525,739	525,739	524,739
AUGMENTATIONS.....	-	-	-	-	-	-	-
RESTRICTED.....	76,194	96,639	97,253	96,152	96,750	97,360	97,982
OTHER FUNDS	-	-	-	-	-	-	-
SUBCATEGORY TOTAL	\$ 270,046	\$ 390,463	\$ 658,218	\$ 660,095	\$ 660,623	\$ 661,233	\$ 660,855
ENVIRONMENTAL PROTECTION AND MANAGEMENT:							
GENERAL FUND.....	\$ 164,464	\$ 182,732	\$ 208,803	\$ 213,873	\$ 218,693	\$ 218,693	\$ 218,693
MOTOR LICENSE FUND....	-	-	-	-	-	-	-
LOTTERY FUND	-	-	-	-	-	-	-
FEDERAL FUNDS	299,731	1,365,195	2,202,095	2,150,695	2,150,695	2,144,695	2,140,695
AUGMENTATIONS.....	11,952	19,010	19,420	19,420	19,420	19,420	19,420
RESTRICTED.....	8,428	65,581	19,153	19,153	19,153	19,153	19,153
OTHER FUNDS	251,995	231,575	234,762	197,781	198,717	199,650	201,563
SUBCATEGORY TOTAL	\$ 736,570	\$ 1,864,093	\$ 2,684,233	\$ 2,600,922	\$ 2,606,678	\$ 2,601,611	\$ 2,599,524
ALL PROGRAMS:							
GENERAL FUND.....	\$ 185,677	\$ 205,817	\$ 245,029	\$ 251,077	\$ 256,827	\$ 256,827	\$ 256,827
MOTOR LICENSE FUND....	-	-	-	-	-	-	-
LOTTERY FUND	-	-	-	-	-	-	-
FEDERAL FUNDS	472,370	1,635,934	2,726,834	2,677,434	2,676,434	2,670,434	2,665,434
AUGMENTATIONS.....	11,952	19,010	19,420	19,420	19,420	19,420	19,420
RESTRICTED.....	84,622	162,220	116,406	115,305	115,903	116,513	117,135
OTHER FUNDS	251,995	231,575	234,762	197,781	198,717	199,650	201,563
DEPARTMENT TOTAL.....	\$ 1,006,616	\$ 2,254,556	\$ 3,342,451	\$ 3,261,017	\$ 3,267,301	\$ 3,262,844	\$ 3,260,379

Program: Environmental Support Services

Goal: To provide administrative and technical support for the Commonwealth's environmental protection programs.

The Environmental Support Services program provides for the administrative and technical systems that direct and support the [Department of Environmental Protection's \(DEP\)](#) programs. It includes the executive and administrative offices, the [Office of Chief Counsel](#), information and data processing systems, the [Citizens Advisory Council](#), and the [Environmental Quality Board](#).

The department focuses on reducing and ending paper-driven processes by developing program-specific, custom applications for permitting and inspections. DEP also utilizes off-the-shelf solutions to centralize data and make it accessible to both internal and external stakeholders.

DEP partners with other Commonwealth agencies in the adoption of reusable technologies, including partnerships with the Pennsylvania Department of Community and Economic Development on digitizing the grants systems, and with the Pennsylvania Department of Transportation on developing e-inspections applications.

The [Environmental Hearing Board's](#) purpose is to safeguard the environmental rights for the people of Pennsylvania through appeals of actions taken or instituted by DEP and/or the private sector. It is included here for presentation purposes.

Program Recommendations:

This budget recommends the following changes: (Dollar Amounts in Thousands)

General Government Operations		Environmental Hearing Board	
\$ 3,470	—to continue current program.	\$ 181	—to continue current program.
7,000	—Initiative—to modernize and speed up permitting processes for businesses.		
2,490	—Initiative—for the Energy Programs Office to maintain Pennsylvania's status as an energy leader.		
<u>\$ 12,960</u>	<i>Appropriation Increase</i>		

Appropriations within this Program:

(Dollar Amounts in Thousands)

	2022-23	2023-24	2024-25	2025-26	2026-27	2027-28	2028-29
	Actual	Available	Budget	Estimated	Estimated	Estimated	Estimated
GENERAL FUND:							
General Government Operations	\$ 18,545	\$ 20,221	\$ 33,181	\$ 34,077	\$ 34,929	\$ 34,929	\$ 34,929
Environmental Hearing Board.....	<u>2,668</u>	<u>2,864</u>	<u>3,045</u>	<u>3,127</u>	<u>3,205</u>	<u>3,205</u>	<u>3,205</u>
TOTAL GENERAL FUND.....	<u>\$ 21,213</u>	<u>\$ 23,085</u>	<u>\$ 36,226</u>	<u>\$ 37,204</u>	<u>\$ 38,134</u>	<u>\$ 38,134</u>	<u>\$ 38,134</u>

Program: Environmental Support Services, continued

Program Measures:

	2018-19	2019-20	2020-21	2021-22	2022-23	2023-24	2024-25
	Actual	Actual	Actual	Actual	Actual	Estimated	Estimated
Meet or exceed Permit Decision Guarantee timeframes. Close 100 percent of new permit applications within their designed time frames by fiscal year end.							
Percentage of permits processed on time (active in Permit Decision Guarantee).....	94%	94%	94%	93%	94%	95%	96%
Total Authorizations Received.....	42,251	39,632	40,698	40,309	42,774	44,000	45,000
Total Authorizations Disposed.....	42,241	39,928	38,701	41,051	39,865	40,000	40,000
Responding to critical citizen complaints promptly.							
Percent of Priority 1 environmental complaint responses on time.....	94%	96%	98%	92%	96%	95%	95%

Program: Environmental Protection and Management

Goal: To ensure DEP's mission is met by enforcing clean air and water standards, managing land protection activities and ensuring waste is handled properly, ensuring safe and healthy communities, and promoting sustainable energy.

The Environmental Protection and Management program focuses on achieving DEP's mission to protect Pennsylvania's air, land, and water from pollution and to provide for the health and safety of its citizens.

Permitting and inspection functions are fundamental to most of the department's programs and regulatory oversight. The permit approval process occurs prior to an industrial activity (or during modification), and inspections occur as specified in regulations throughout the life of the permitted activity. Both permits and inspections cover almost every industry and are often a requirement to maintain primacy of certain federal programs.

Confronting climate change and reducing climate pollution

DEP has undertaken efforts to begin to address the increasing threat of climate change. The agency is implementing the [methane reduction strategy](#) which addresses methane and volatile organic compound emissions from the oil and gas sector. The department has implemented new source permitting requirements and is working on rules for existing sources of emissions.

[DEP's energy office](#) undertakes activities to plan, track, implement, and promote energy efficiency, such as advocating for the use of energy-efficient building codes and energy management systems, renewable energy, and alternative fuels. The office is also involved with energy assurance and security, fuel resource, and energy financial market issues. Energy office staff assist, educate, and encourage Pennsylvanians to advance conservation and efficient use of diverse energy resources to provide a healthier environment and greater energy security.

Enforcing Clean Water Standards

DEP regulates thousands of public water systems serving all Pennsylvanians and provides consultative services for private residential water supplies in the state. The department carries out its duties and responsibilities through various [programs and activities](#) related to permitting, monitoring, compliance, enforcement, and technical assistance. DEP implements all aspects of the [federal Safe Drinking Water Act of 1974](#), including [drinking water standards](#), source water protection, operator training and certification, and capability enhancement programs for public water systems to address technical, managerial, and financial issues.

DEP is responsible for monitoring and assessing Pennsylvania's streams and rivers as well as publicly owned lakes. The department protects natural aquatic systems for public use by monitoring and assessing surface water quality, developing water quality standards, managing non-point sources of pollution, protecting coastal zone resources, and regulating mining and oil and gas development. Protection of these waters is carried out through permitting, inspection, and enforcement activities. The department also inspects non-permitted entities and responds to spills and complaints where waters may be affected.

Pennsylvania's [Chesapeake Bay](#) Phase 3 Watershed Implementation Plan (WIP) was developed in consultation with the Departments of Agriculture and Conservation and Natural Resources. The main focus of the Phase 3 WIP is the development and implementation of Countywide Action Plans to address local planning goals for nutrient reduction, while achieving other local priority initiatives for environmental improvement. The department also has the lead in working with the other state and federal partners that comprise the Chesapeake Bay Program Partnership.

DEP provides support to [County Conservation Districts](#), which support the conservation and restoration of the Commonwealth's water resources, and focuses efforts on technical assistance and compliance efforts to ensure that municipal sewage and storm water systems and agricultural operations are reducing nitrogen, phosphorus, and sediment discharges into local waterways. This includes assistance on the development of Countywide Action Plans and a visual dashboard for tracking progress.

Program: Environmental Protection and Management, continued

Enforcing Clean Air Standards

DEP [protects](#) the environment and the health of Pennsylvanians from air pollution by achieving the goals of the [federal Clean Air Act of 1970](#) and the [Pennsylvania Air Pollution Control Act of 1960](#) by developing air quality regulations and the [State Implementation Plan](#) to address ground-level ozone, particulate matter, sulfur and nitrogen oxides, volatile organic compounds, lead, and hazardous air pollutants. The department designs and maintains networks to monitor ambient air quality in Pennsylvania, performs meteorological tracking, and conducts air quality modeling studies to scientifically determine whether air quality goals are achieved. Due to the location of Pennsylvania in the populated northeast corridor, DEP implements regional haze and interstate ozone transport programs.

Managing Land Protection Activities

DEP encourages waste reduction, promotes recycling and reuse of waste products, and protects the public by providing for safe transportation, processing, and disposal of municipal waste, residual waste, and hazardous waste. The department also protects land resources by regulating above-ground and underground tanks that store petroleum and other hazardous substances.

The department oversees the [Land Recycling](#) program to encourage cleanup of contaminated, vacant, or otherwise underutilized properties and return them to productive use. DEP also administers the [Hazardous Sites Cleanup](#) program to remediate threats to human health and the environment from toxic chemicals from abandoned sites or where there is no viable responsible party. The department is a key member of the [Perfluoroalkyl and polyfluoroalkyl substances \(PFAS\) Action Team](#) to address releases of PFAS to drinking water systems and to land.

Restoring and enhancing the quality of watersheds aligns several programs and agency objectives. DEP continues to work with partners to restore land impacted by legacy environmental issues and improve local water quality through the [Land Recycling](#) program, the [Hazardous Sites Cleanup](#) program, and the [Abandoned Mine Land](#) program.

Ensuring Safe and Healthy Communities

DEP's [Office of Environmental Justice](#) works to ensure that all Pennsylvanians, especially those communities that have historically been disenfranchised, are fully involved in the decisions that affect their environment and that all communities are not disproportionately burdened with environmental hazards.

The department performs a range of licensing and inspection activities to protect residents from exposure to potentially dangerous levels of [radiation](#), such as registering radiation-producing equipment, licensing users of radioactive materials, and inspecting facilities to ensure compliance.

DEP, in cooperation with state and county agencies, [monitors mosquito populations](#), enacts control measures for the mosquitoes that may carry the West Nile Virus, and examines unknown vectors and reservoirs involved in the transmission of the virus.

The department's [emergency response personnel](#) are available in the event of an immediate threat to public health, safety, or the environment. Staff are trained to respond to any incident or accident at Pennsylvania's nuclear power plant reactors. While the department's major focus is the response to spills on land and water, it also has significant involvement with air pollution incidents (fires or industrial or transportation-related releases) and leaking underground storage tanks.

DEP's [flood protection and stream improvement](#) programs protect lives and property through the construction of physical structures such as dams, levees, flood walls, channels, culverts, and bank stabilization works. The department [regulates mining](#) with a goal to minimize impacts to the environment while providing a climate that encourages economic growth, as well as a safe and healthy work environment for miners.

DEP oversees the permitting, inspection, and compliance of conventional and unconventional [oil and gas](#) wells and the construction of pipelines in Pennsylvania. It also responds to complaints from the public regarding water supplies that might be affected by oil and gas operations. In addition, the department oversees the plugging of wells that no longer serve their intended purpose.

Environmental Protection

Program: Environmental Protection and Management, continued

Program Recommendations:

This budget recommends the following changes: (Dollar Amounts in Thousands)

<p>Environmental Program Management</p> <p>\$ 2,796 —to continue current program.</p>	<p>Transfer to Well Plugging Account</p> <p>\$ 11,000 —Initiative—to continue well plugging activities.</p>
<p>Chesapeake Bay Agricultural Source Abatement</p> <p>\$ 121 —to continue current program.</p>	<p>Delaware River Master</p> <p>\$ 99 —to continue current program.</p>
<p>Environmental Protection Operations</p> <p>\$ 4,893 —to continue current program.</p> <p>3,514 —Initiative—to modernize and speed up permitting processes for businesses.</p> <p>1,500 —Initiative—to expand PFAS water testing capacity.</p> <p>145 —Initiative—to continue well plugging activities.</p> <hr/> <p>\$ 10,052 <i>Appropriation Increase</i></p>	<p>Interstate Commission on the Potomac River</p> <p>\$ 28 —to continue current program.</p> <p>Delaware River Basin Commission</p> <p>\$ 830 —to continue current program.</p> <p>Ohio River Valley Water Sanitation Commission</p> <p>\$ 114 —to continue current program.</p>
<p>Black Fly Control and Research</p> <p>\$ 723 —to continue current program.</p>	<p>Chesapeake Bay Commission</p> <p>\$ 45 —to continue current program.</p>
<p>Vector Borne Disease Management</p> <p>\$ 263 —to continue current program.</p>	

Appropriations within this Program:

(Dollar Amounts in Thousands)

	2022-23	2023-24	2024-25	2025-26	2026-27	2027-28	2028-29
	Actual	Available	Budget	Estimated	Estimated	Estimated	Estimated
GENERAL FUND:							
Environmental Program Management	\$ 35,739	\$ 39,714	\$ 42,510	\$ 43,658	\$ 44,749	\$ 44,749	\$ 44,749
Chesapeake Bay Agricultural Source Abatement	3,539	3,629	3,750	3,851	3,947	3,947	3,947
Environmental Protection Operations	102,719	116,450	126,502	129,918	133,166	133,166	133,166
Black Fly Control and Research	7,645	7,712	8,435	8,663	8,880	8,880	8,880

Environmental Protection

Program: Environmental Protection and Management, continued

Appropriations within this Program, continued:

	(Dollar Amounts in Thousands)						
	2022-23 Actual	2023-24 Available	2024-25 Budget	2025-26 Estimated	2026-27 Estimated	2027-28 Estimated	2028-29 Estimated
Vector Borne Disease Management.....	5,880	6,285	6,548	6,725	6,893	6,893	6,893
Transfer to Well Plugging Account.....	-	-	11,000	11,000	11,000	11,000	11,000
Delaware River Master.....	38	38	137	137	137	137	137
Susquehanna River Basin Commission	740	740	740	740	740	740	740
Interstate Commission on the Potomac River	23	23	51	51	51	51	51
Delaware River Basin Commission	217	217	1,047	1,047	1,047	1,047	1,047
Ohio River Valley Water Sanitation Commission	68	68	182	182	182	182	182
Chesapeake Bay Commission	325	325	370	370	370	370	370
Transfer to Conservation District Fund	7,516	7,516	7,516	7,516	7,516	7,516	7,516
Interstate Mining Commission	15	15	15	15	15	15	15
TOTAL GENERAL FUND.....	\$ 164,464	\$ 182,732	\$ 208,803	\$ 213,873	\$ 218,693	\$ 218,693	\$ 218,693

Program Measures:

	2018-19 Actual	2019-20 Actual	2020-21 Actual	2021-22 Actual	2022-23 Actual	2023-24 Estimated	2024-25 Estimated
Improve the state of the environment.							
Percentage of population in counties monitoring below the 2015 Ambient Ozone Standard	56%	76%	83%	83%	95%	95%	100%
Tons of municipal solid waste recycled (in millions).....	5.5	5.3	5.3	6.2	5.4	6.0	6.2
Ensure that the public's drinking water is safe. Conduct 90 percent of community water system sanitary surveys (full inspections) that are due during each fiscal year.							
Percentage of community water system inspections conducted on time	80%	79%	74%	85%	83%	85%	85%
Total violations recorded	31,193	30,526	31,943	32,976	35,697	38,000	40,000
Total violations resolved.....	27,031	27,215	23,576	26,741	29,455	30,000	31,000
Total inspections conducted.....	97,375	89,399	93,641	97,079	106,531	113,000	120,000
Eliminate health and safety hazards on abandoned mine lands.							
Cumulative acres of abandoned mine land (AML) reclaimed since the inception of the AML program in 1977	32,770	33,115	33,589	33,785	34,241	34,800	35,400



ETHICS COMMISSION

The mission of the [State Ethics Commission](#) is to promote public confidence in state and local government through its enforcement of the [Pennsylvania Public Official and Employee Ethics Act](#) and related legislation.

The responsibilities of the commission include the investigation and adjudication of individuals engaging in conduct in violation of the Ethics Act, as well as rendering advisory opinions to present or former public officials and public employees (or their appointing authorities), regarding such individuals' duties and responsibilities under the Ethics Act. As part of its mission, the commission provides training and educational seminars to public officials and public employees at all levels of government. The commission also annually publishes and enforces compliance with the filing of Statement of Financial Interests forms by public officials and public employees as required by the Ethics Act. The commission has promulgated regulations to aid in executing its duties and responsibilities under the Ethics Act.

In addition to the Pennsylvania Public Official and Employee Ethics Act, the commission also maintains duties and responsibilities under the [Lobbying Disclosure Law](#), which includes issuing advisory rulings and enforcing the filing provisions. Further, the commission has been delegated responsibilities for the [Pennsylvania Race Horse Development and Gaming Act](#), the [Video Gaming Act](#), the [Medical Marijuana Act](#), and [Act 114 of 2016](#) (State Horse Racing Commission).

Programs and Goals

Ethics Enforcement: *To strengthen the faith and confidence of the people in their elected and appointed public officials and public employees through enforcement of the Ethics Act and related legislation.*

Summary by Fund and Appropriation

(Dollar Amounts in Thousands)

2022-23 2023-24 2024-25
 ACTUAL AVAILABLE BUDGET

GENERAL FUND:

General Government:

State Ethics Commission	\$ 3,197	\$ 3,356	\$ 3,743
-------------------------------	----------	----------	----------

Program Funding Summary

(Dollar Amounts in Thousands)

2022-23 2023-24 2024-25 2025-26 2026-27 2027-28 2028-29
 Actual Available Budget Estimated Estimated Estimated Estimated

ETHICS ENFORCEMENT:

GENERAL FUND.....	\$ 3,197	\$ 3,356	\$ 3,743	\$ 3,844	\$ 3,940	\$ 3,940	\$ 3,940
MOTOR LICENSE FUND....	-	-	-	-	-	-	-
LOTTERY FUND	-	-	-	-	-	-	-
FEDERAL FUNDS	-	-	-	-	-	-	-
AUGMENTATIONS.....	-	-	-	-	-	-	-
RESTRICTED	-	-	-	-	-	-	-
OTHER FUNDS	-	-	-	-	-	-	-
 DEPARTMENT TOTAL.....	 \$ 3,197	 \$ 3,356	 \$ 3,743	 \$ 3,844	 \$ 3,940	 \$ 3,940	 \$ 3,940

Program: Ethics Enforcement

Goal: To strengthen the faith and confidence of the people in their elected and appointed public officials and public employees through enforcement of the Ethics Act and related legislation.

The Pennsylvania State Ethics Commission is an independent state agency charged with the responsibility of implementing and enforcing the Public Official and Employee Ethics Act. The Ethics Act applies to public officials, public employees, as well as candidates and nominees for public office. The commission’s responsibilities include the investigation and adjudication of violations of the Ethics Act as well as providing guidance to public officials and public employees regarding their duties and responsibilities under the Ethics Act through issuance of advisory opinions and educational seminars. Lastly, the commission is responsible for enforcing the filing and reporting of Statements of Financial Interests by all public officials and public employees.

In addition to those duties under the Ethics Act, the commission is also charged with responsibilities pursuant to the Lobbying Disclosure Law, including enforcement of the reporting and registration provisions as well as the investigation of actions by lobbyists, principals, and lobbying firms in violation of the law. Similar to its duties under the Ethics Act, the commission is also required to issue advisory opinions under the Lobbying Disclosure Law.

Pursuant to the Pennsylvania Race Horse Development and Gaming Act and the Video Gaming Act, the commission is vested with responsibilities which include the biennial publication of lists setting forth those officials and positions subject to provisions of the Gaming Act and issuing determinations as to whether particular persons would be subject to various prohibitions under the Gaming Act.

The commission’s duties under Act 16 of 2016, known as the Medical Marijuana Act, are similar to its duties under the Gaming Act. The commission is charged with biennially publishing a list of officials and positions subject to provisions of the Medical Marijuana Act as well as the issuance of determinations as to whether particular persons would be subject to various restrictions under the Medical Marijuana Act.

Lastly, Act 114 of 2016 assigned the commission the additional responsibility of publishing a list of all employment positions within the State Horse Racing Commission whose duties would subject those individuals to “revolving door/post-termination” restrictions as well as, upon request, making a determination as to whether individuals would be subject to the “revolving door/post-termination” restrictions.

Program Recommendations:

This budget recommends the following changes: (Dollar Amounts in Thousands)

State Ethics Commission
\$ 387 —to continue current program.

Appropriations within this Program:

Table with 8 columns: Year (2022-23 to 2028-29) and rows for State Ethics Commission. Values range from \$3,015 to \$3,331.



FISH AND BOAT COMMISSION

The mission of the [Pennsylvania Fish and Boat Commission \(PFBC\)](#) is to protect, conserve, and enhance the Commonwealth's aquatic resources and provide fishing and boating opportunities.

Programs and Goals

Recreational Fishing and Boating: To provide recreational fishing and boating opportunities for both Pennsylvanians and out-of-state visitors.

Summary by Fund and Appropriation

(Dollar Amounts in Thousands)

	2022-23 ACTUAL	2023-24 AVAILABLE	2024-25 BUDGET
--	-------------------	----------------------	-------------------

OTHER FUNDS:

BOAT FUND:

General Operations (EA).....	\$ 22,663	\$ 23,663	\$ 25,228
(F)Miscellaneous Boat Grants (EA).....	5,840	6,225	5,400
(R)Improvement of Hazardous Dams	985	8,730	8,730

BOAT FUND TOTAL	\$ 29,488	\$ 38,618	\$ 39,358
------------------------------	------------------	------------------	------------------

FISH FUND:

General Operations (EA).....	\$ 37,745	\$ 39,745	\$ 42,000
(F)IIJA-Delaware River Basin Conservation Act (EA).....	-	750	-
(F)Miscellaneous Fish Grants (EA)	11,458	12,232	11,363
(R)Monsanto Settlement	-	-	2,000

FISH FUND TOTAL	\$ 49,203	\$ 52,727	\$ 55,363
------------------------------	------------------	------------------	------------------

STATE GAMING FUND:

Payments in Lieu of Taxes (EA).....	\$ 40	\$ 45	\$ 45
-------------------------------------	-------	-------	-------

UNCONVENTIONAL GAS WELL FUND:

Gas Well Fee Administration (EA).....	\$ 1,000	\$ 1,000	\$ 1,000
---------------------------------------	----------	----------	----------

DEPARTMENT TOTAL - ALL FUNDS

GENERAL FUND	\$ -	\$ -	\$ -
MOTOR LICENSE FUND	-	-	-
LOTTERY FUND	-	-	-
FEDERAL FUNDS	-	-	-
AUGMENTATIONS	-	-	-
RESTRICTED	-	-	-
OTHER FUNDS	79,731	92,390	95,766
TOTAL ALL FUNDS	\$ 79,731	\$ 92,390	\$ 95,766

Program Funding Summary

(Dollar Amounts in Thousands)

	2022-23 Actual	2023-24 Available	2024-25 Budget	2025-26 Estimated	2026-27 Estimated	2027-28 Estimated	2028-29 Estimated
--	-------------------	----------------------	-------------------	----------------------	----------------------	----------------------	----------------------

RECREATIONAL FISHING AND BOATING:

GENERAL FUND.....	\$ -	\$ -	\$ -	\$ -	\$ -	\$ -	\$ -
MOTOR LICENSE FUND....	-	-	-	-	-	-	-
LOTTERY FUND	-	-	-	-	-	-	-
FEDERAL FUNDS	-	-	-	-	-	-	-
AUGMENTATIONS.....	-	-	-	-	-	-	-
RESTRICTED	-	-	-	-	-	-	-
OTHER FUNDS	79,731	92,390	95,766	98,913	100,639	100,640	100,640
DEPARTMENT TOTAL	\$ 79,731	\$ 92,390	\$ 95,766	\$ 98,913	\$ 100,639	\$ 100,640	\$ 100,640

Program: Recreational Fishing and Boating

Goal: To provide recreational fishing and boating opportunities for both Pennsylvanians and out-of-state visitors.

Founded in 1866, the [Pennsylvania Fish and Boat Commission \(PFBC\)](#) is charged with protecting, conserving, and enhancing the Commonwealth’s aquatic resources, including waterways, fish, reptile, and amphibian communities; and habitats of game and non-game species. From [stocking waterways](#) and [measuring the health of native animal populations](#) to patrolling lakes and [restoring habitats](#), the commission’s employees strive to protect, manage, and restore Pennsylvania’s aquatic resources. High-quality streams, clean water, and healthy habitats ensure that the commission can carry out the other part of its mission to provide recreational [fishing](#) and [boating](#) opportunities for both Pennsylvanians and out-of-state visitors.

The PFBC is governed by a [Board of Commissioners](#) whose ten members are appointed by the Governor. [The Boating Advisory Board](#), a group of knowledgeable boaters appointed by the Governor, advises the commission on boating matters.

Program Recommendations:

This budget recommends the following changes: (Dollar Amounts in Thousands)

BOAT FUND:		FISH FUND:	
General Operations (EA)		General Operations (EA)	
\$ 1,565	—to continue current program.	\$ 2,255	—to continue current program.

Appropriations within this Program:

(Dollar Amounts in Thousands)

	2022-23	2023-24	2024-25	2025-26	2026-27	2027-28	2028-29
	Actual	Available	Budget	Estimated	Estimated	Estimated	Estimated
BOAT FUND:							
General Operations (EA).....	<u>\$ 22,663</u>	<u>\$ 23,663</u>	<u>\$ 25,228</u>	<u>\$ 25,909</u>	<u>\$ 26,557</u>	<u>\$ 26,557</u>	<u>\$ 26,557</u>
FISH FUND:							
General Operations (EA).....	<u>\$ 37,745</u>	<u>\$ 39,745</u>	<u>\$ 42,000</u>	<u>\$ 43,134</u>	<u>\$ 44,212</u>	<u>\$ 44,212</u>	<u>\$ 44,212</u>

Program Measures:

	2018-19	2019-20	2020-21	2021-22	2022-23	2023-24	2024-25
	Actual	Actual	Actual	Actual	Actual	Estimated	Estimated
Promote opportunities for recreational fishing and boating.							
Fishing licenses sold.....	765,983	777,087	934,259	865,973	793,663	790,000	790,000
Actively registered boats.....	306,412	301,088	301,236	308,140	298,899	300,000	300,000
Total pounds of fish stocked and/or distributed.....	2,068,004	2,109,138	2,241,002	2,234,515	2,131,918	2,150,000	2,150,000



GAME COMMISSION

The mission of the [Pennsylvania Game Commission \(PGC\)](#) is to manage and protect wildlife and their habitats while promoting hunting and trapping for current and future generations.

Programs and Goals

Wildlife Management: *To establish habitats and environments that will sustain wildlife populations for recreational uses and for the perpetuation of species.*

Summary by Fund and Appropriation

(Dollar Amounts in Thousands)

2022-23 2023-24 2024-25
 ACTUAL AVAILABLE BUDGET

OTHER FUNDS:

GAME FUND:

General Operations (EA).....	\$ 179,718	\$ 246,093	\$ 248,554
(F)Pittman-Robertson Act (EA)	45,000	40,000	30,000
(F)Miscellaneous Wildlife Grants (EA).....	1,202	1,161	1,137
(R)Natural Propagation of Wildlife (EA).....	9,000	9,000	9,000
Land Acquisition and Development (EA).....	900	5,000	5,000
(R)Monsanto Settlement	-	1,916	3,833

GAME FUND TOTAL	\$ 235,820	\$ 303,170	\$ 297,524
------------------------------	-------------------	-------------------	-------------------

STATE GAMING FUND:

Payments in Lieu of Taxes (EA).....	\$ 3,686	\$ 9,676	\$ 9,676
-------------------------------------	----------	----------	----------

DEPARTMENT TOTAL - ALL FUNDS

GENERAL FUND	\$ -	\$ -	\$ -
MOTOR LICENSE FUND.....	-	-	-
LOTTERY FUND.....	-	-	-
FEDERAL FUNDS	-	-	-
AUGMENTATIONS.....	-	-	-
RESTRICTED	-	-	-
OTHER FUNDS	239,506	312,846	307,200
TOTAL ALL FUNDS	\$ 239,506	\$ 312,846	\$ 307,200

Program Funding Summary

(Dollar Amounts in Thousands)

2022-23 2023-24 2024-25 2025-26 2026-27 2027-28 2028-29
 Actual Available Budget Estimated Estimated Estimated Estimated

WILDLIFE MANAGEMENT:

GENERAL FUND.....	\$ -	\$ -	\$ -	\$ -	\$ -	\$ -	\$ -
MOTOR LICENSE FUND....	-	-	-	-	-	-	-
LOTTERY FUND	-	-	-	-	-	-	-
FEDERAL FUNDS	-	-	-	-	-	-	-
AUGMENTATIONS.....	-	-	-	-	-	-	-
RESTRICTED	-	-	-	-	-	-	-
OTHER FUNDS	239,506	312,846	307,200	276,229	279,801	279,801	279,801
DEPARTMENT TOTAL.....	\$ 239,506	\$ 312,846	\$ 307,200	\$ 276,229	\$ 279,801	\$ 279,801	\$ 279,801

Program: Wildlife Management

Goal: To establish habitats and environments that will sustain wildlife populations for recreational uses and for the perpetuation of species.

The main responsibility of the [Pennsylvania Game Commission \(PGC\)](#) is the perpetuation of the species of wild birds and mammals found in Pennsylvania. The commission achieves its mission through wildlife research, management of wildlife habitat, operation of programs for endangered and threatened species, and enforcement of the [Game and Wildlife Code](#). [State Game Wardens](#) enforce the provisions of the code and [Title 58 of the Pennsylvania Code](#) to protect the natural balance of the Commonwealth’s wildlife population.

The primary means of ensuring the propagation and preservation of wildlife is properly managing land and wildlife habitats. The commission administers [Pennsylvania State Game Lands](#) (Wildlife Management Areas) and is judiciously acquiring additional lands, including indentures, lands providing access into existing State Game Lands, and sensitive habitats for species of concern. PGC also administers cooperative programs to encourage best management practices and habitat improvement by private landowners. Wildlife habitat assessment techniques are used to develop management plans. These assessments apply to all State Game Lands, [Hunter Access Cooperator properties](#), and other areas actively managed by the commission.

PGC manages and protects [hundreds of species](#) of wild birds and mammals including game animals, such as deer, turkey, grouse, bear, and elk. Species that are not hunted (‘non-game’ or ‘diversity’ species), including [endangered and threatened species](#), are also managed by the commission.

Managing diversity species involves monitoring their population trends, recommending changes to regulatory status, identifying and mitigating threats, improving habitats, and conducting research needed to support their long-term conservation. Collaboration with state, federal, and private partners is critically important to PGC’s mission, given the breadth of species and habitats occurring in the Commonwealth.

Program Recommendations:

This budget recommends the following changes: (Dollar Amounts in Thousands)

General Operations (EA)

\$ 2,461 —to continue current program.

Appropriations within this Program:

(Dollar Amounts in Thousands)

	2022-23	2023-24	2024-25	2025-26	2026-27	2027-28	2028-29
	Actual	Available	Budget	Estimated	Estimated	Estimated	Estimated
GAME FUND:							
General Operations (EA).....	\$ 179,718	\$ 246,093	\$ 248,554	\$ 219,500	\$ 224,988	\$ 224,988	\$ 224,988
Land Acquisition and Development (EA).....	900	5,000	5,000	5,000	5,000	5,000	5,000
(R)Natural Propagation of Wildlife (EA).....	9,000	9,000	9,000	9,000	9,000	9,000	9,000
TOTAL GAME FUND.....	\$ 189,618	\$ 260,093	\$ 262,554	\$ 233,500	\$ 238,988	\$ 238,988	\$ 238,988

Program Measures:

	2018-19	2019-20	2020-21	2021-22	2022-23	2023-24	2024-25
	Actual	Actual	Actual	Actual	Actual	Estimated	Estimated
Ensure the propagation and preservation of wildlife through land and game management.							
Hunting licenses sold	855,546	860,798	887,211	861,966	860,642	860,642	860,642
Citations for violation of game laws	6,824	6,910	6,810	6,820	7,224	7,224	7,224



GAMING CONTROL BOARD

The mission of the [Pennsylvania Gaming Control Board \(PGCB\)](#) is to protect the interest of the public by ensuring the integrity of legalized gaming through the strict enforcement of the law and regulations, the licensing of qualified individuals and entities, and fulfilling the objectives of legalized gaming in the Commonwealth to deliver a significant source of revenue, assist the horse racing industry, provide broad economic opportunities, and enhance tourism.

Programs and Goals

Gaming Regulation: To protect the interest of the public by ensuring the integrity of legalized gaming and supporting the objectives of legalized gaming in the Commonwealth to deliver a significant source of revenue, assist the horse racing industry, provide broad economic opportunities, and enhance tourism.

Summary by Fund and Appropriation

(Dollar Amounts in Thousands)

	2022-23	2023-24	2024-25
	ACTUAL	AVAILABLE	BUDGET

OTHER FUNDS:

STATE GAMING FUND:

(R)Administration	\$ 40,489	\$ 44,059	\$ 52,343
(R)General Operations	7,700	8,100	7,100
(R)Skill Games Administration	-	-	4,697
Local Law Enforcement Grants (EA)	2,000	2,000	2,000

STATE GAMING FUND TOTAL	\$ 50,189	\$ 54,159	\$ 66,140
--------------------------------------	------------------	------------------	------------------

VIDEO GAMING FUND:

(R)Video Gaming Administration	\$ 475	\$ 475	\$ 475
(R)Testing and Certification (EA)	14	50	50

VIDEO GAMING FUND TOTAL	\$ 489	\$ 525	\$ 525
--------------------------------------	---------------	---------------	---------------

FANTASY CONTEST FUND:

(R)Fantasy Contest Administration	\$ 91	\$ 280	\$ 280
(R)Application and Licensure (EA)	20	20	20

FANTASY CONTEST FUND TOTAL	\$ 111	\$ 300	\$ 300
---	---------------	---------------	---------------

DEPARTMENT TOTAL - ALL FUNDS

GENERAL FUND	\$ -	\$ -	\$ -
MOTOR LICENSE FUND	-	-	-
LOTTERY FUND	-	-	-
FEDERAL FUNDS	-	-	-
AUGMENTATIONS	-	-	-
RESTRICTED	-	-	-
OTHER FUNDS	50,789	54,984	66,965
TOTAL ALL FUNDS	\$ 50,789	\$ 54,984	\$ 66,965

Program Funding Summary

(Dollar Amounts in Thousands)

	2022-23	2023-24	2024-25	2025-26	2026-27	2027-28	2028-29
	Actual	Available	Budget	Estimated	Estimated	Estimated	Estimated

GAMING REGULATION:

GENERAL FUND	\$ -	\$ -	\$ -	\$ -	\$ -	\$ -	\$ -
MOTOR LICENSE FUND	-	-	-	-	-	-	-
LOTTERY FUND	-	-	-	-	-	-	-
FEDERAL FUNDS	-	-	-	-	-	-	-
AUGMENTATIONS	-	-	-	-	-	-	-
RESTRICTED	-	-	-	-	-	-	-
OTHER FUNDS	50,789	54,984	66,965	78,060	79,676	79,746	79,821

DEPARTMENT TOTAL	\$ 50,789	\$ 54,984	\$ 66,965	\$ 78,060	\$ 79,676	\$ 79,746	\$ 79,821
-------------------------------	------------------	------------------	------------------	------------------	------------------	------------------	------------------

Program: Gaming Regulation

Goal: To protect the interest of the public by ensuring the integrity of legalized gaming and supporting the objectives of legalized gaming in the Commonwealth to deliver a significant source of revenue, assist the horse racing industry, provide broad economic opportunities, and enhance tourism.

To ensure the integrity of gaming throughout the state, employees of the [Pennsylvania Gaming Control Board \(PGCB\)](#) are present all day, every day, in the Commonwealth's casino venues to document and investigate all patron complaints, identify potential regulatory violations, and ensure the proper collection, counting, and recording of gaming revenue in accordance with state law and board regulations.

The Bureau of Investigations and Enforcement ensures the integrity of the Commonwealth's gaming industry and protects Pennsylvanians' interests through enforcement and investigations. The PGCB also operates a gaming lab to test all gaming-related products to certify regulatory compliance for minimum design standards and the 85 percent minimum slot payback mandated by law. To assist problem gamblers in finding help and to heighten awareness of problem gambling, the board maintains an [Office of Compulsive and Problem Gambling](#).

The PGCB promotes and ensures [diversity](#) in all aspects of the casino operations and works with the casino industry to maximize employment opportunities for all Pennsylvania residents.

The board regularly monitors and reports the impact casino gaming has on the horse racing industry and establishes and maintains effective relationships with key industry stakeholders.

In addition, the PGCB is tasked with regulatory authority of satellite casinos, sports wagering, fantasy contests, video gaming terminals at truck stops, and interactive gaming pursuant to the enactment of [Act 42 of 2017](#).

Several state agencies provide support to the board. The Department of Revenue manages a centralized computer system, which monitors the operation of all licensed gaming machines. The Pennsylvania State Police and the Pennsylvania Attorney General provide criminal law enforcement oversight of the gaming industry.

Program Recommendations:

This budget recommends the following changes: (Dollar Amounts in Thousands)

Administration		Skill Games Administration
\$ 8,284	–to continue current program.	\$ 4,697 –to administer legalized skill games in the Commonwealth.
General Operations		
\$ (1,000)	–to continue current program.	

Appropriations within this Program:

	(Dollar Amounts in Thousands)						
	2022-23	2023-24	2024-25	2025-26	2026-27	2027-28	2028-29
	Actual	Available	Budget	Estimated	Estimated	Estimated	Estimated
STATE GAMING FUND:							
(R)Administration	\$ 40,489	\$ 44,059	\$ 52,343	\$ 53,756	\$ 55,100	\$ 55,100	\$ 55,100
(R)General Operations	7,700	8,100	7,100	7,292	7,474	7,474	7,474
(R)Skill Games Administration	-	-	4,697	14,166	14,237	14,307	14,382
Local Law Enforcement Grants (EA)	2,000	2,000	2,000	2,000	2,000	2,000	2,000
TOTAL STATE GAMING FUND	\$ 50,189	\$ 54,159	\$ 66,140	\$ 77,214	\$ 78,811	\$ 78,881	\$ 78,956



GENERAL SERVICES

The mission of the [Department of General Services \(DGS\)](#) is to help government operate more efficiently, effectively, and safely to deliver exceptional value for all Pennsylvanians.

Programs and Goals

Facility, Property, and Commodity Management: To deliver customer-focused, timely, and reliable services in purchasing and managing surplus supplies; small and diverse business support; facility and real estate management; vertical design and construction; fleet management; insurance administration; communications, media, and marketing; and Capitol Police protection.

Summary by Fund and Appropriation

(Dollar Amounts in Thousands)

	2022-23	2023-24	2024-25
	ACTUAL	AVAILABLE	BUDGET

GENERAL FUND:

General Government:

General Government Operations	\$ 56,329	\$ 60,036	\$ 72,940
(A)Capital Programs	19,076	25,000	25,501
(A)Shared Services-Procurement.....	9,605	10,000	11,696
(A)COSTARS Program	2,339	2,400	2,520
(A)Metrology Fees	270	680	750
(A)Contract Administration Fees	200	626	700
(A)E-Verify	-	17	17
(A)Federal Surplus Property.....	1,434	1,785	2,030
(A)State Surplus Property	1,011	1,105	931
(A)Recycling Program.....	475	670	346
(A)Licenses and Fees	154	50	170
(A)Real Estate Services	597	684	878
(A)Annex.....	92	100	100
(A)State Building Use.....	129	168	180
(A)State Construction Notices	15	25	25
(A)Media Center Reimbursements.....	179	200	200
(A)Newsroom Services	3	5	5
(A)Employee Liability Self Insurance Program	236	250	250
(A)Administrative Services	146	180	180
(R)Temporary Fleet Vehicles	1,140	1,500	1,500
Subtotal	<u>\$ 93,430</u>	<u>\$ 105,481</u>	<u>\$ 120,919</u>
Capitol Police Operations	15,396	16,519	17,603
(A)Capitol Police Services.....	1,187	1,200	1,126
Subtotal	<u>\$ 16,583</u>	<u>\$ 17,719</u>	<u>\$ 18,729</u>
Rental, Relocation, and Municipal Charges.....	26,701	27,794 ^a	29,556
(A)Agency Rental Charges-Harristown Rents	4,598	4,734	4,800
(A)Real Estate Lease Reimbursements	26,449	26,228	27,249
Subtotal	<u>\$ 57,748</u>	<u>\$ 58,756</u>	<u>\$ 61,605</u>
Utility Costs	25,393	27,272 ^b	27,461
(A)Annex.....	142	142	150
(A)Energy Management.....	1,012	300	275
Subtotal	<u>\$ 26,547</u>	<u>\$ 27,714</u>	<u>\$ 27,886</u>
Excess Insurance Coverage.....	3,477	3,637	3,637
Transfer to State Insurance Fund.....	1,500	1,500	1,500
Capitol Fire Protection	5,000	5,000	5,000

Summary by Fund and Appropriation

(Dollar Amounts in Thousands)

	2022-23 ACTUAL	2023-24 AVAILABLE	2024-25 BUDGET
Subtotal - State Funds.....	\$ 133,796	\$ 141,758	\$ 157,697
Subtotal - Augmentations.....	69,349	76,549	80,079
Subtotal - Restricted.....	1,140	1,500	1,500
Total - General Government.....	<u>\$ 204,285</u>	<u>\$ 219,807</u>	<u>\$ 239,276</u>
STATE FUNDS	133,796	141,758	157,697
AUGMENTATIONS.....	69,349	76,549	80,079
RESTRICTED	1,140	1,500	1,500
GENERAL FUND TOTAL.....	<u>\$ 204,285</u>	<u>\$ 219,807</u>	<u>\$ 239,276</u>
<u>MOTOR LICENSE FUND:</u>			
<i>General Government:</i>			
Harristown Rental Charges (EA)	\$ 105	\$ - ^a	\$ -
Harristown Utility and Municipal Charges (EA).....	276	- ^b	-
Tort Claims Payments.....	<u>9,000</u>	<u>9,000</u>	<u>9,000</u>
Total - General Government.....	<u>\$ 9,381</u>	<u>\$ 9,000</u>	<u>\$ 9,000</u>
MOTOR LICENSE FUND TOTAL.....	<u>\$ 9,381</u>	<u>\$ 9,000</u>	<u>\$ 9,000</u>
DEPARTMENT TOTAL - ALL FUNDS			
GENERAL FUND	\$ 133,796	\$ 141,758	\$ 157,697
MOTOR LICENSE FUND.....	9,381	9,000	9,000
LOTTERY FUND.....	-	-	-
FEDERAL FUNDS	-	-	-
AUGMENTATIONS.....	69,349	76,549	80,079
RESTRICTED	1,140	1,500	1,500
OTHER FUNDS	-	-	-
TOTAL ALL FUNDS	<u>\$ 213,666</u>	<u>\$ 228,807</u>	<u>\$ 248,276</u>

^a Harristown Rental Charges funding moved from the Motor License Fund to the General Fund.

^b Harristown Utility and Municipal Charges funding moved from the Motor License Fund to the General Fund.

Program Funding Summary

(Dollar Amounts in Thousands)

	2022-23	2023-24	2024-25	2025-26	2026-27	2027-28	2028-29
	Actual	Available	Budget	Estimated	Estimated	Estimated	Estimated
FACILITY, PROPERTY, AND COMMODITY MANAGEMENT:							
GENERAL FUND.....	\$ 133,796	\$ 141,758	\$ 157,697	\$ 160,141	\$ 162,466	\$ 162,466	\$ 162,466
MOTOR LICENSE FUND....	9,381	9,000	9,000	9,000	9,000	9,000	9,000
LOTTERY FUND	-	-	-	-	-	-	-
FEDERAL FUNDS	-	-	-	-	-	-	-
AUGMENTATIONS.....	69,349	76,549	80,079	80,242	80,242	80,242	80,242
RESTRICTED.....	1,140	1,500	1,500	1,500	1,500	1,500	1,500
OTHER FUNDS	-	-	-	-	-	-	-
DEPARTMENT TOTAL.....	<u>\$ 213,666</u>	<u>\$ 228,807</u>	<u>\$ 248,276</u>	<u>\$ 250,883</u>	<u>\$ 253,208</u>	<u>\$ 253,208</u>	<u>\$ 253,208</u>

Program: Facility, Property, and Commodity Management

Goal: To deliver customer-focused, timely, and reliable services in purchasing and managing surplus supplies; small and diverse business support; facility and real estate management; vertical design and construction; fleet management; insurance administration; communications, media, and marketing; and Capitol Police protection.

The [Department of General Services \(DGS\)](#) provides shared services to support the business operations of all agencies in the Commonwealth of Pennsylvania. With DGS assistance and oversight, its customers procure goods and services, obtain and renovate facilities, operate vehicles efficiently, and create workspaces that are clean, safe, and comfortable. The department also handles insurance claims, collects and distributes surplus property, and provides police and security services for Commonwealth owned or operated facilities. These services benefit not only state agencies, but local governments, nonprofit organizations, and the public.

Property and Asset Management

DGS provides [building management and maintenance services](#) for 20 state-owned office buildings in and around Harrisburg, including the Capitol Complex and Governor's executive residence, as well as for leased buildings. Outside of the Harrisburg area, the department operates the Scranton and Reading state office buildings.

The [Pennsylvania Capitol Police](#) is an accredited law enforcement agency with full arrest powers that investigates all reported crimes within the jurisdiction of state-owned properties and buildings in Harrisburg and Scranton. They maintain a 24/7 presence in Harrisburg, where assistance is also provided to the City of Harrisburg Police Department and other surrounding local law enforcement agencies.

The department facilitates [Act 29 of 1996](#), commonly known as the Guaranteed Energy Saving Act. Through a progressive contracting process, DGS reduces utility costs for owned facilities across the Commonwealth and restructures operation and maintenance costs of high voltage, HVAC, and plumbing equipment located in Harrisburg facilities.

Capital Programs

The Office of Capital Programs is comprised of several bureaus that manage every aspect of planning, design, bidding, and construction of the Commonwealth's non-highway capital projects. Such projects range from dams and sewage treatment plants to buildings such as prisons, offices, and laboratories. These bureaus maximize efficiency, monitor performance, and reduce change order rates, which ultimately increases the number of construction projects completed on time and on budget.

Procurement

DGS [procures](#) contracts for services, information technology, equipment, and supplies for the Commonwealth and establishes procurement policy for all state agencies.

The department also administers the Commonwealth's cooperative purchasing program known as [COSTARS](#), through which more than 9,200 registered and eligible local public procurement units (members) are able to use state contracts under the [Commonwealth Procurement Code](#).

DGS provides [transportation services](#) to all state agencies, managing a fleet of more than 11,000 passenger vehicles. The department manages all maintenance and repairs and works to reduce the overall fleet maintenance cost.

DGS administers both [State](#) and [Federal Surplus Property](#) programs. The department sells property no longer used by Commonwealth agencies, boards, and commissions to the general public through on-site and online auctions. Federal surplus property is donated to state agencies, local municipalities, nonprofit organizations, and law enforcement entities for a nominal service charge.

Diversity, Inclusion, and Small Business Opportunities

DGS implements programs and policies that promote contracting opportunities for [small, diverse businesses](#). They assist these businesses in navigating the state contracting process, completing certification requirements, and ensuring contract compliance. The department is also an active partner to other agency programs that provide support services and training to small, diverse businesses.

Program: Facility, Property, and Commodity Management, continued

Administration

DGS provides a wide range of mail, custom print, and design services to agency customers across the enterprise including variable data print-to-mail and mail presort services. The department also hosts an online storefront, [PAPublisher](#), through which agency customers can order personalized products. DGS also provides direct distribution, eliminating an agency's need to print and store large quantities of product.

The department is responsible for the [purchase, sale, and lease](#) of real property and the management of property owned and leased by the Commonwealth. This includes 600 facility leases for the Pennsylvania Liquor Control Board and more than 500 leases on behalf of other Commonwealth agencies, including commercial, office, warehouse, and hangar space. DGS manages over 14 million square feet of space.

The department protects and maintains the financial integrity of the Commonwealth's assets and uses risk treatment strategies to manage the Commonwealth's liability relative to state-operated vehicles, medical professionals, personal property, Commonwealth real estate, and other areas of significant risk. In addition, DGS administers the Commonwealth's [Line of Duty Death Benefits](#) programs and consults with agencies regarding coverage, safety and loss control, and evaluation of planned activities or courses of action for potential loss exposure. When claims occur, the department efficiently investigates, negotiates, settles/denies, and/or subrogates claims.

[Commonwealth Media Services \(CMS\)](#) provides studio and remote broadcast television services, fixed and remote satellite uplinking, web animation and graphics, and marketing campaign strategy and development services, as well as a full range of creative services. CMS services are designed to assist agencies in developing a portfolio of media strategies to communicate program information to customers, and more broadly, to the taxpayers of Pennsylvania. They also provide support for media archiving and the state's cable system infrastructure. As the Commonwealth continues to grow its presence on social media, CMS works closely with agencies to deliver up-to-date content and creative messaging solutions.

Program Recommendations:

This budget recommends the following changes: (Dollar Amounts in Thousands)

	GENERAL FUND:			
	General Government Operations	\$ 1,084		Capitol Police Operations
\$ 8,301	—to continue current program.			—to continue current program.
2,536	—Initiative—for additional resources to remediate asbestos, maintain the Capitol Complex and other facilities, and improve space planning efforts.	\$ 1,762		Rental, Relocation, and Municipal Charges
				—to continue current program.
1,399	—Initiative—to provide additional resources and equipment to assist Commonwealth agencies with in-house media products and services.	\$ 189		Utility Costs
				—to continue current program.
668	—Initiative—to expand and promote contracting opportunities for small and diverse businesses.			
<hr/>				
\$ 12,904	<i>Appropriation Increase</i>			

Program: Facility, Property, and Commodity Management, continued

Appropriations within this Program:

(Dollar Amounts in Thousands)

	2022-23	2023-24	2024-25	2025-26	2026-27	2027-28	2028-29
	Actual	Available	Budget	Estimated	Estimated	Estimated	Estimated
GENERAL FUND:							
General Government Operations	\$ 56,329	\$ 60,036	\$ 72,940	\$ 74,909	\$ 76,782	\$ 76,782	\$ 76,782
Capitol Police Operations.....	15,396	16,519	17,603	18,078	18,530	18,530	18,530
Rental, Relocation, and Municipal Charges	26,701	27,794	29,556	29,556	29,556	29,556	29,556
Utility Costs.....	25,393	27,272	27,461	27,461	27,461	27,461	27,461
Excess Insurance Coverage Transfer to State Insurance Fund	3,477	3,637	3,637	3,637	3,637	3,637	3,637
Capitol Fire Protection.....	1,500	1,500	1,500	1,500	1,500	1,500	1,500
Capitol Fire Protection.....	5,000	5,000	5,000	5,000	5,000	5,000	5,000
TOTAL GENERAL FUND.....	\$ 133,796	\$ 141,758	\$ 157,697	\$ 160,141	\$ 162,466	\$ 162,466	\$ 162,466
MOTOR LICENSE FUND:							
Harristown Rental Charges (EA)	\$ 105	\$ -	\$ -	\$ -	\$ -	\$ -	\$ -
Harristown Utility and Municipal Charges (EA)	276	-	-	-	-	-	-
Tort Claims Payments.....	9,000	9,000	9,000	9,000	9,000	9,000	9,000
TOTAL MOTOR LICENSE FUND.....	\$ 9,381	\$ 9,000	\$ 9,000	\$ 9,000	\$ 9,000	\$ 9,000	\$ 9,000

Program Measures:

	2018-19	2019-20	2020-21	2021-22	2022-23	2023-24	2024-25
	Actual	Actual	Actual	Actual	Actual	Estimated	Estimated
Generate procurement savings for the Commonwealth.							
DGS procurement related savings (in thousands)	\$ 122,611	\$ 57,996	\$ 63,371	\$ 105,493	\$ 34,768	\$ 50,000	\$ 50,000
Increase participation of and opportunity for small diverse businesses and small businesses.							
Percentage of Commonwealth contract spending awarded to small and small diverse businesses.....	14%	17%	20%	19%	21%	22%	23%
Reduce energy consumption and associated energy costs in state-owned facilities.							
DGS energy use (in BTU per square foot).....	82,100	76,090	74,080	70,080	69,763	66,000	65,000



HEALTH

The mission of the [Department of Health \(DOH\)](#) is to promote healthy behaviors, prevent injury and disease, and to assure the safe delivery of quality health care for all people in Pennsylvania.

To accomplish this mission, the department works collaboratively with public and private community partners to facilitate the development of an effective public health system. The department licenses and regulates a variety of health facilities and provides outreach, education, prevention, and treatment services. Community-based groups receive grants to provide essential services to the Commonwealth's citizens including programs for women and children, nutrition, immunization, diagnosis and treatment of certain blood and communicable diseases, and cancer control and prevention.

Programs and Goals

Health Support Services: To provide effective administration and support systems through which the substantive programs of the health delivery system and the department can be achieved.

Health Research: To develop better basic scientific knowledge of the nature of disease, illness, and the environment, which will improve the use of existing and new health resources.

Preventive Health: To reduce morbidity and mortality through the early detection of disease and health defects and the promotion of sound health practices and remedial care.

Health Treatment Services: To maximize the individual's capacity for independent living through the provision of an array of service and support programs.

Summary by Fund and Appropriation

(Dollar Amounts in Thousands)

	2022-23 ACTUAL	2023-24 AVAILABLE	2024-25 BUDGET
GENERAL FUND:			
General Government:			
General Government Operations	\$ 31,245	\$ 31,145	\$ 35,454
(F)WIC-Administration and Operation	42,959	43,268	43,268
(F)Health Assessment.....	582	815	844
(F)PHHSBG-Administration and Operation	4,870	5,150	5,150
(F)MCHSBG-Administration and Operation.....	16,659	16,659	16,659
(F)Adult Blood Lead Epidemiology	24	14	-
(F)EMS for Children	321	321	321
(F)TB-Administration and Operation.....	1,407	2,323	3,520
(F)Lead-Administration and Operation	1,160	1,170	1,170
(F)AIDS Health Education-Administration and Operation	8,511	7,858	5,225
(F)Primary Care Cooperative Agreements	555	555	566
(F)HIV/AIDS Surveillance.....	597	622	660
(F)HIV Care-Administration and Operation.....	4,136	665	373
(F)Cancer Prevention and Control.....	8,313	8,091	8,091
(F)Environmental Public Health Tracking	2,472	2,678	2,297
(F)Special Preparedness Initiatives.....	490	485	400
(F)State Loan Repayment Program	1,500	1,500	1,500
(F)Public Health Emergency Preparedness and Response (EA).....	54,680	59,655	59,655
(F)COVID-Public Health Emergency Preparedness and Response (EA).....	608	808	-
(F)COVID-Strengthening Public Health (EA).....	94,294	4,352	-
(F)SUPTRSBG-DDAP Support Services (EA).....	123	122	128
(F)Learning Management System (EA).....	42	28	29
(F)Vehicular Safety Assessment and Outreach Program (EA)	150	-	-
(F)Food Safety Rapid Response Team (EA).....	-	20	20
(A)Miscellaneous	1,666	896	105
(R)EMS Training Fund	-	- ^a	- ^a
Subtotal	<u>\$ 277,364</u>	<u>\$ 189,200</u>	<u>\$ 185,435</u>
Quality Assurance	25,349	29,347	31,748
(F)Medicare-Health Service Agency Certification	14,100	14,100	14,100
(F)COVID-Medicare-Health Service Agency Certification (EA).....	389	112	-
(F)Medicaid Certification	11,300	11,300	11,300
(F)COVID-Medicaid Certification (EA).....	281	81	-
(A)Indoor Tanning Regulation Fund	156	104	108
(A)Temporary HSA Registration Fees	137	325	325
(A)Publication Fees.....	-	1	1

Summary by Fund and Appropriation

(Dollar Amounts in Thousands)

	2022-23 ACTUAL	2023-24 AVAILABLE	2024-25 BUDGET
(R)Nursing Home Oversight.....	-	-	634
(R)Survey Info System and Nursing Facilities System Upgrades.....	113	310	310
(R)Long-Term Care Infection Prevention and Control (EA)	-	916	-
Subtotal	\$ 51,825	\$ 56,596	\$ 58,526
Long-Term Care Transformation Office.....	-	-	10,000
Health Promotion and Disease Prevention.....	-	2,321	5,000
Health Innovation	753	798	780
(F)Rural Health	100	-	-
Subtotal	\$ 853	\$ 798	\$ 780
Achieving Better Care-MAP Program.....	2,973	3,117	3,276
(F)Prescription Drug Monitoring	18,762	20,255	20,255
(F)State Opioid Response Programs (EA)	4,039	1,033	750
Subtotal	\$ 25,774	\$ 24,405	\$ 24,281
(F)Cooperative Health Statistics.....	2,275	2,442	3,243
(F)Health Statistics.....	90	93	98
(F)Behavioral Risk Factor Surveillance System.....	742	755	755
(F)COVID-Behavioral Risk Factor Surveillance System (EA)	12	12	-
(R)County Coroner/Medical Examiner Distribution (EA).....	1,015	943	943
(R)Vital Statistics Improvement Administration (EA).....	14,301	14,850	16,585
(A)VitalChek Revenue	-	2,029	2,029
(A)Reimbursement for Microfilming	-	550	550
Subtotal	\$ 18,435	\$ 21,674	\$ 24,203
State Laboratory.....	4,829	5,143	5,858
(F)Epidemiology and Laboratory Surveillance and Response	6,571	7,511	9,767
(F)COVID-Epidemiology and Laboratory Surveillance and Response (EA)	12,000	28,862	-
(F)Clinical Laboratory Improvement	651	721	799
(A)Licensure for Clinical Laboratories	1,913	2,197	2,197
(A)Drug Abuse Proficiency	7	425	425
(A)Alcohol Proficiency Testing	1	92	92
(A)Erythrocyte Protoporphyrin Testing	1	16	16
(A)Blood Lead Specimen Testing.....	-	1	1
(A)Blood Lead Testing	37	42	42
Subtotal	\$ 26,010	\$ 45,010	\$ 19,197
State Health Care Centers	24,972	28,086	32,554
(F)Disease Control Immunization Program	14,927	16,549	18,090
(F)COVID-Disease Control Immunization (EA).....	1,850	2,196	-
(F)PHHSBG-Block Program Services	7,708	8,055	8,055
(F)Preventive Health Special Projects.....	3,472	3,223	3,223

Summary by Fund and Appropriation

(Dollar Amounts in Thousands)

	2022-23 ACTUAL	2023-24 AVAILABLE	2024-25 BUDGET
(F)Collaborative Chronic Disease Programs	5,060	5,922	5,922
(F)Sexual Violence Prevention and Education	2,306	3,743	3,743
(F)Live Healthy	4,828	5,086	5,086
(F)Refugee Health Program (EA).....	-	162	-
(R)E-cigarette Settlement.....	-	3,385	3,419
Subtotal	\$ 65,123	\$ 76,407	\$ 80,092
Sexually Transmitted Disease Screening and Treatment.....	1,757	1,822	1,822
(F)Survey and Follow-Up-Sexually Transmitted Diseases.....	3,306	3,306	4,253
(F)COVID-Strengthening STD Prevention and Control (EA).....	5,811	2,759	-
Subtotal	\$ 10,874	\$ 7,887	\$ 6,075
Subtotal - State Funds.....	\$ 91,878	\$ 101,779	\$ 126,492
Subtotal - Federal Funds.....	365,033	295,437	259,315
Subtotal - Augmentations	3,918	6,678	5,891
Subtotal - Restricted.....	15,429	20,404	21,891
Total - General Government.....	\$ 476,258	\$ 424,298	\$ 413,589
Grants and Subsidies:			
Diabetes Programs.....	\$ 212	\$ 112	\$ 112
Primary Health Care Practitioner.....	7,050	8,350	5,550
Community-Based Health Care Subsidy	2,000	2,000	2,000
Newborn Screening.....	7,092	7,092	7,329
Cancer Screening Services	2,563	2,563	2,563
AIDS Programs and Special Pharmaceutical Services	10,436	10,436	10,436
(F)AIDS Ryan White and HIV Care	61,864	71,142	76,223
(F)Housing for Persons with AIDS.....	4,104	4,769	4,796
(F)AIDS Health Education Program	2,613	3,266	1,642
(R)Ryan White HIV/AIDS Program Rebates.....	102,027	110,947	82,293
Subtotal	\$ 181,044	\$ 200,560	\$ 175,390
Regional Cancer Institutes	1,200	2,000	2,000
School District Health Services.....	34,620	34,620	37,620
Local Health Departments	32,999	35,785	36,609
Local Health-Environmental	2,700	2,697	2,697
Firearm Injury Prevention	-	-	1,000
Maternal and Child Health Services	1,376	1,438	1,447
(F)Women, Infants, and Children	278,219	277,910	277,910
(F)MCHSBG-Program Services	20,833	20,833	20,833
(F)Teenage Pregnancy Prevention	4,780	4,677	4,677
(F)Abstinence Education.....	4,605	4,605	4,605
(F)Family Health Special Projects	2,490	2,500	2,500

Summary by Fund and Appropriation

(Dollar Amounts in Thousands)

	2022-23 ACTUAL	2023-24 AVAILABLE	2024-25 BUDGET
(F)MCH Lead Poisoning Prevention and Abatement	2,440	2,370	2,370
(F)Screening Newborns	1,596	1,567	1,783
(F)COVID-Screening Newborns (EA)	152	80	-
(F)Newborn Hearing Screening and Intervention.....	525	477	477
(F)Traumatic Brain Injury	611	592	592
Subtotal	<u>\$ 317,627</u>	<u>\$ 317,049</u>	<u>\$ 317,194</u>
Tuberculosis Screening and Treatment.....	913	913	921
(F)Tuberculosis Control Program	120	600	1,000
Subtotal	<u>\$ 1,033</u>	<u>\$ 1,513</u>	<u>\$ 1,921</u>
Renal Dialysis.....	6,678	6,678	6,678
Services for Children with Special Needs.....	1,728	1,728	1,728
Adult Cystic Fibrosis and Other Chronic Respiratory Illness	795	795	795
Cooley's Anemia	106	106	106
Hemophilia.....	1,017	1,017	1,017
Lupus	106	106	106
Sickle Cell.....	1,335	1,335	1,335
Regional Poison Control Centers.....	742	742	742
Trauma Prevention.....	488	488	488
Epilepsy Support Services	583	583	583
Bio-Technology Research	10,600	10,600	-
(F)COVID-SFR Bio-Technology Research	5,000	-	-
Tourette's Syndrome.....	159	159	159
Amyotrophic Lateral Sclerosis Support Services	1,501	1,501	1,501
Lyme Disease	3,180	3,180	3,180
Leukemia/Lymphoma.....	212	-	-
Medical Debt Relief	-	-	4,000
(R)Pediatric Cancer Research Fund.....	90	1,000	1,000
Subtotal - State Funds.....	<u>\$ 132,391</u>	<u>\$ 137,024</u>	<u>\$ 132,702</u>
Subtotal - Federal Funds.....	<u>389,952</u>	<u>395,388</u>	<u>399,408</u>
Subtotal - Restricted.....	<u>102,117</u>	<u>111,947</u>	<u>83,293</u>
Total - Grants and Subsidies	<u>\$ 624,460</u>	<u>\$ 644,359</u>	<u>\$ 615,403</u>
STATE FUNDS	<u>\$ 224,269</u>	<u>\$ 238,803</u>	<u>\$ 259,194</u>
FEDERAL FUNDS	<u>754,985</u>	<u>690,825</u>	<u>658,723</u>
AUGMENTATIONS.....	<u>3,918</u>	<u>6,678</u>	<u>5,891</u>
RESTRICTED	<u>117,546</u>	<u>132,351</u>	<u>105,184</u>
GENERAL FUND TOTAL.....	<u>\$ 1,100,718</u>	<u>\$ 1,068,657</u>	<u>\$ 1,028,992</u>

Summary by Fund and Appropriation

(Dollar Amounts in Thousands)

	2022-23 ACTUAL	2023-24 AVAILABLE	2024-25 BUDGET
OTHER FUNDS:			
EMERGENCY MEDICAL SERVICES OPERATING FUND:			
Emergency Medical Services	\$ 10,200	\$ 10,600	\$ 10,600
Catastrophic Medical and Rehabilitation	4,200	4,100	4,200
Transfer to EMS Training Fund (EA)	-	150	150
EMERGENCY MEDICAL SERVICES OPERATING FUND TOTAL	\$ 14,400	\$ 14,850	\$ 14,950
GOV. CASEY ORGAN AND TISSUE DONATION AWARENESS TRUST FUND:			
General Operations (EA).....	\$ 168	\$ 82	\$ 139
Hospital and Other Medical Costs (EA).....	80	95	95
Grants to Certified Procurement Organizations (EA).....	400	475	475
Project Make-A-Choice (EA)	120	143	143
GOV. CASEY ORGAN AND TISSUE DONATION AWARENESS TRUST FUND TOTAL	\$ 768	\$ 795	\$ 852
MEDICAL MARIJUANA PROGRAM FUND:			
General Operations (EA).....	\$ 25,768	\$ 24,898 ^b	\$ 29,445
Patient Financial Hardship Program (EA).....	9,663	9,338 ^c	9,305
Medical Marijuana Research (EA).....	19,325	18,674 ^d	18,608
MEDICAL MARIJUANA PROGRAM FUND TOTAL	\$ 54,756	\$ 52,910	\$ 57,358
TOBACCO SETTLEMENT FUND:			
Health Research-Health Priorities (EA)	\$ 44,745	\$ 45,388	\$ 41,975
Health Research-National Cancer Institute (EA).....	3,551	3,602	3,331
Tobacco Use Prevention and Cessation (EA)	15,980	16,210	14,991
TOBACCO SETTLEMENT FUND TOTAL.....	\$ 64,276	\$ 65,200	\$ 60,297
DEPARTMENT TOTAL - ALL FUNDS			
GENERAL FUND	\$ 224,269	\$ 238,803	\$ 259,194
MOTOR LICENSE FUND	-	-	-
LOTTERY FUND.....	-	-	-
FEDERAL FUNDS	754,985	690,825	658,723
AUGMENTATIONS	3,918	6,678	5,891
RESTRICTED	117,546	132,351	105,184
OTHER FUNDS	134,200	133,755	133,457
TOTAL ALL FUNDS	\$ 1,234,918	\$ 1,202,412	\$ 1,162,449

^a Emergency Medical Services Operating Fund transfer to EMS Training Fund restricted account not added to avoid double counting.

^b Includes recommended supplemental executive authorization of \$2,252,000.

^c Includes recommended supplemental executive authorization of \$845,000.

^d Includes recommended supplemental executive authorization of \$1,689,000.

Program Funding Summary

(Dollar Amounts in Thousands)

	2022-23	2023-24	2024-25	2025-26	2026-27	2027-28	2028-29
	Actual	Available	Budget	Estimated	Estimated	Estimated	Estimated
HEALTH SUPPORT SERVICES:							
GENERAL FUND.....	\$ 64,396	\$ 68,752	\$ 86,336	\$ 88,337	\$ 90,295	\$ 90,295	\$ 90,295
MOTOR LICENSE FUND....	-	-	-	-	-	-	-
LOTTERY FUND	-	-	-	-	-	-	-
FEDERAL FUNDS	312,546	241,134	206,847	206,097	206,077	206,077	206,077
AUGMENTATIONS.....	3,918	4,099	3,312	3,312	3,312	3,312	3,312
RESTRICTED.....	113	1,226	944	310	310	310	310
OTHER FUNDS	25,768	25,048	29,595	23,558	23,501	23,351	23,351
SUBCATEGORY TOTAL	\$ 406,741	\$ 340,259	\$ 327,034	\$ 321,614	\$ 323,495	\$ 323,345	\$ 323,345
HEALTH RESEARCH:							
GENERAL FUND.....	\$ 12,012	\$ 12,712	\$ 2,112	\$ 2,112	\$ 2,112	\$ 2,112	\$ 2,112
MOTOR LICENSE FUND....	-	-	-	-	-	-	-
LOTTERY FUND	-	-	-	-	-	-	-
FEDERAL FUNDS	8,119	3,302	4,096	4,096	4,096	4,096	4,096
AUGMENTATIONS.....	-	2,579	2,579	2,579	2,579	2,579	2,579
RESTRICTED.....	15,406	16,793	18,528	18,528	18,528	18,528	18,528
OTHER FUNDS	67,621	67,664	63,914	62,862	62,819	62,819	62,819
SUBCATEGORY TOTAL	\$ 103,158	\$ 103,050	\$ 91,229	\$ 90,177	\$ 90,134	\$ 90,134	\$ 90,134
PREVENTIVE HEALTH:							
GENERAL FUND.....	\$ 132,994	\$ 142,684	\$ 152,091	\$ 152,064	\$ 153,002	\$ 153,002	\$ 153,002
MOTOR LICENSE FUND....	-	-	-	-	-	-	-
LOTTERY FUND	-	-	-	-	-	-	-
FEDERAL FUNDS	434,320	446,389	447,780	447,780	447,780	447,780	447,780
AUGMENTATIONS.....	-	-	-	-	-	-	-
RESTRICTED.....	102,027	114,332	85,712	85,712	85,712	85,712	85,712
OTHER FUNDS	15,980	16,210	14,991	14,991	14,991	14,991	14,991
SUBCATEGORY TOTAL	\$ 685,321	\$ 719,615	\$ 700,574	\$ 700,547	\$ 701,485	\$ 701,485	\$ 701,485
HEALTH TREATMENT SERVICES:							
GENERAL FUND.....	\$ 14,867	\$ 14,655	\$ 18,655	\$ 18,655	\$ 18,655	\$ 18,655	\$ 18,655
MOTOR LICENSE FUND....	-	-	-	-	-	-	-
LOTTERY FUND	-	-	-	-	-	-	-
FEDERAL FUNDS	-	-	-	-	-	-	-
AUGMENTATIONS.....	-	-	-	-	-	-	-
RESTRICTED.....	-	-	-	-	-	-	-
OTHER FUNDS	24,831	24,833	24,957	25,630	25,809	26,009	26,209
SUBCATEGORY TOTAL	\$ 39,698	\$ 39,488	\$ 43,612	\$ 44,285	\$ 44,464	\$ 44,664	\$ 44,864

Program Funding Summary

(Dollar Amounts in Thousands)

	2022-23	2023-24	2024-25	2025-26	2026-27	2027-28	2028-29
	Actual	Available	Budget	Estimated	Estimated	Estimated	Estimated
ALL PROGRAMS:							
GENERAL FUND.....	\$ 224,269	\$ 238,803	\$ 259,194	\$ 261,168	\$ 264,064	\$ 264,064	\$ 264,064
MOTOR LICENSE FUND....	-	-	-	-	-	-	-
LOTTERY FUND	-	-	-	-	-	-	-
FEDERAL FUNDS	754,985	690,825	658,723	657,973	657,953	657,953	657,953
AUGMENTATIONS.....	3,918	6,678	5,891	5,891	5,891	5,891	5,891
RESTRICTED.....	117,546	132,351	105,184	104,550	104,550	104,550	104,550
OTHER FUNDS	134,200	133,755	133,457	127,041	127,120	127,170	127,370
DEPARTMENT TOTAL.....	\$ 1,234,918	\$ 1,202,412	\$ 1,162,449	\$ 1,156,623	\$ 1,159,578	\$ 1,159,628	\$ 1,159,828

Program: Health Support Services

Goal: To provide effective administration and support systems through which the substantive programs of the health delivery system and the department can be achieved.

The [Department of Health \(DOH\)](#) conducts identification, surveillance and investigation of health issues, including communicable diseases, environmental conditions, occupational hazards, infection control, and health risk behaviors. It publishes guidelines and recommendations for disease prevention, providing professional consultation and technical support to health care providers, institutions, agencies, county health departments, and municipalities.

The [Prescription Drug Monitoring Program tracks](#) controlled substance prescriptions, ensuring safe prescribing, and facilitating patient treatment.

The department [surveys and inspects](#) health care facilities for compliance with state and federal standards, and occasionally, as a requirement for Medicare and Medicaid. The surveys cover sanitation, fire safety, health, and care standards.

[Act 41 of 2014](#), the Indoor Tanning Regulation Act, mandates registration, safety measures, and staff training for indoor tanning establishments, with the department authorized to conduct inspections.

The [Healthcare-Associated Infection Prevention/Antimicrobial Stewardship Program](#) aids health care facilities in reducing infections through effective identification, reporting, and facility-specific infection control plans. It develops best practices for monitoring, surveillance, and response; maintaining a reporting program benchmarking and performance monitoring.

The [state public health lab](#), operated by the department, supports disease prevention through investigatory, diagnostic, and confirmatory testing. Performing over 200,000 tests each year, including COVID-19, tuberculosis, measles, and botulism. The lab also monitors public health concerns and informs patient care best practices.

The lab is integral to Commonwealth preparedness, overseeing licensing, performance standards, and compliance while monitoring over 10,000 laboratories. DOH administers proficiency testing programs for blood lead, erythrocyte protoporphyrin, alcohol, and drugs of abuse.

Program Recommendations:

This budget recommends the following changes: (Dollar Amounts in Thousands)

General Government Operations		Long-Term Care Transformation Office	
\$ 3,435	—to continue current program.	\$ 10,000	—Initiative—to provide state resources for the
(120)	—transfer to Achieving Better Care-MAP Program.		Long-Term Care Transformation Office to continue
<u>994</u>	—Initiative—to reduce incidence of viral hepatitis.		to support Pennsylvania's long-term care facilities.
\$ 4,309	<i>Appropriation Increase</i>		
Quality Assurance		Achieving Better Care-MAP Program	
\$ 1,636	—to continue current program.	\$ 39	—to continue current program.
765	—Initiative—to provide additional resources for	<u>120</u>	—transfer from General Government Operations.
	increased monitoring for facilities identified as at risk.	\$ 159	<i>Appropriation Increase</i>
<u>2,401</u>	<i>Appropriation Increase</i>		
		State Laboratory	
		\$ 715	—to continue current program.

Program: Health Support Services, continued

Appropriations within this Program:

	(Dollar Amounts in Thousands)						
	2022-23	2023-24	2024-25	2025-26	2026-27	2027-28	2028-29
	Actual	Available	Budget	Estimated	Estimated	Estimated	Estimated
GENERAL FUND:							
General Government Operations	\$ 31,245	\$ 31,145	\$ 35,454	\$ 36,411	\$ 37,321	\$ 37,321	\$ 37,321
Quality Assurance.....	25,349	29,347	31,748	32,605	33,420	33,420	33,420
Long-Term Care Transformation Office	-	-	10,000	10,000	10,000	10,000	10,000
Achieving Better Care-MAP Program...	2,973	3,117	3,276	3,305	3,388	3,388	3,388
State Laboratory	4,829	5,143	5,858	6,016	6,166	6,166	6,166
TOTAL GENERAL FUND.....	\$ 64,396	\$ 68,752	\$ 86,336	\$ 88,337	\$ 90,295	\$ 90,295	\$ 90,295

Program: Health Research

Goal: To develop better basic scientific knowledge of the nature of disease, illness, and the environment, which will improve the use of existing and new health resources.

DOH coordinates health data collection, analysis, and dissemination. Annual [health reports](#) and an interactive health [statistics tool](#) are available on the department’s website. The department manages a central repository with over 23.5 million records of [births, deaths, and other vital statistics](#) in the Commonwealth. Operation automation allows public access to Pennsylvania birth records from 1921 to present at central and branch offices. The system processes more than 500,000 requests yearly and aids in detecting fraudulent record usage, child support enforcement, and reporting missing children. Birth and death records, stored digitally or on microfilm, are accessible if needed. Birth certificate requests have increased with enhanced federal requirements for air travel or entering federal buildings.

Previously, Vital Statistics had a dedicated appropriation, the program is now entirely supported by federal funds as well as revenue from death certificates.

DOH’s Diabetes Programs strive to improve the lives of those with diabetes, reduce disparities, and prevent type 2 diabetes through statewide services, funded by state and federal sources, with outcomes tracked via diverse data sources. DOH’s Regional Cancer Institutes engage in diverse activities, including facilitating cancer screenings, reducing barriers to treatment, providing education, and conducting research.

Program Recommendations:

This budget recommends the following changes: (Dollar Amounts in Thousands)

Bio-Technology Research

\$ (10,600) —program elimination.

Appropriations within this Program:

	(Dollar Amounts in Thousands)						
	2022-23	2023-24	2024-25	2025-26	2026-27	2027-28	2028-29
	Actual	Available	Budget	Estimated	Estimated	Estimated	Estimated
GENERAL FUND:							
Diabetes Programs ...	\$ 212	\$ 112	\$ 112	\$ 112	\$ 112	\$ 112	\$ 112
Regional Cancer Institutes	1,200	2,000	2,000	2,000	2,000	2,000	2,000
Bio-Technology Research	10,600	10,600	-	-	-	-	-
TOTAL GENERAL FUND.....	\$ 12,012	\$ 12,712	\$ 2,112	\$ 2,112	\$ 2,112	\$ 2,112	\$ 2,112

Program Measures:

	2018-19	2019-20	2020-21	2021-22	2022-23	2023-24	2024-25
	Actual	Actual	Actual	Actual	Actual	Estimated	Estimated
Coordinate the collection and analysis of health statistics and information.							
Drug-related overdose deaths	4,451	4,479	5,176	5,356	5,146	5,083	5,020

Program: Preventive Health

Goal: To reduce morbidity and mortality through the early detection of disease and health defects and the promotion of sound health practices and remedial care.

The department provides public health [services](#) via district offices, [state health centers](#), [county and municipal health departments](#), community-based organizations, and public health clinical providers. These include programs for communicable disease prevention, family health, chronic disease prevention, environmental health, and intervention services. County and municipal health departments deliver individual and environmental public health services funded through department awarded grants and contracts.

Women and Infant Programs

DOH integrates home visiting, Centering Pregnancy, and innovative inter-conception care programs to improve pregnancy outcomes, reduce infant mortality, and support child development.

The department administers a [newborn screening](#) program to minimize health risks, with follow-up services for abnormal results.

For women's health the department offers the [Breast and Cervical Cancer Early Detection Program](#), providing screenings for breast and cervical cancers. Eligible individuals diagnosed with cancer are referred to the Department of Human Services' treatment program, based on specific criteria.

State health center community health nurses conduct public education and participate in local advisory teams focusing on women's, infants', and children's health and safety.

DOH manages the federally funded Special Supplemental Nutrition Program for [Women, Infants, and Children \(WIC\)](#), serving those at risk due to medical conditions or low income.

The [Maternal Mortality Review Committee \(MMRC\)](#) assesses maternal deaths, aiming to determine preventability related to pregnancy.

Children's Programs

DOH's [immunization program](#) provides vaccines to reduce vaccine-preventable diseases in the Commonwealth. The program supports surveillance, consultation during outbreaks, and educational programs. The initiative assesses childhood immunization levels, conducts childcare and school immunization reporting, and guides school districts to maintain children's health. Local state health centers conduct public and provider education for disease prevention, improving immunization rates, and decreasing disease transmission.

The department addresses [lead poisoning](#) through federally funded activities. The Lead Hazard Control program identifies and eliminates hazards in eligible homes. DOH conducts surveillance of childhood blood lead levels to identify community trends. State health center staff provide parent education and case management for children under 7 with elevated levels. The Childhood Lead Poisoning Prevention program educates families, communities, and contractors, promoting prevention in children under 6 and blood lead testing.

The [School Health](#) program supports health services in elementary and secondary schools, reimbursing districts for nursing and dental services. State health center nurses offer technical assistance during disease investigations in students and staff.

Other Health Promotion and Disease and Injury Prevention Programs

DOH promotes adult immunizations, offering vaccines through health centers, county and municipal health departments, and clinics. The infectious disease surveillance system investigates reported cases, identifying sources and implementing control measures.

The department addresses chronic diseases, conducting programs such as hepatitis C testing and coordinating HIV prevention services.

The [Sexually Transmitted Diseases \(STD\)](#) program aims to prevent STDs and their complications through testing and risk-reduction information.

The [Tuberculosis \(TB\)](#) program focuses on reducing TB incidence, offering outpatient examination, diagnosis, and treatment.

State health centers provide public STD, HIV, and TB testing, alongside community outreach and provider education.

DOH collaborates to transform patient care in [rural health care](#) settings, aiming for improved outcomes and reduced costs.

Program: Preventive Health, continued

The [Tobacco Prevention and Control](#) program combats tobacco related diseases through community efforts, youth prevention, cessation programs, awareness education, a [Quitline](#), and [Clean Indoor Air Act](#) enforcement.

DOH initiatives tackle tick- and mosquito-transmitted infections through educational programs.

The department also combats the [opioid epidemic](#) with increased naloxone availability and use of the [Opioid Data Dashboard](#).

Federally funded programs address [cancer prevention](#), [oral health](#), [diabetes](#), [heart disease](#), [stroke prevention](#), and [obesity](#). The [Asthma Control Program](#) offers education and triggers identification, while the [Violence and Injury Prevention Program](#) targets intentional and unintentional injuries. DOH funds organizations to address childhood injuries, motor vehicle safety, fall prevention, traumatic brain injury, suicide prevention, and adverse childhood experiences.

Program Recommendations:

This budget recommends the following changes: (Dollar Amounts in Thousands)

	Health Promotion and Disease Prevention		School District Health Services
\$ 122	—to continue current program.	\$ 3,000	—Initiative—for feminine hygiene products in school buildings.
2,557	—Initiative—to implement prevention strategies to reduce maternal mortality and morbidity.		
<hr/>			
\$ 2,679	<i>Appropriation Increase</i>		Local Health Departments
		\$ 824	—to maintain funding requirements per Local Health Administration Law.
	Health Innovation		
\$ (18)	—to continue current program.		Firearm Injury Prevention
		\$ 1,000	—Initiative—for a statewide firearm injury prevention program.
	State Health Care Centers		
\$ 2,429	—non-recurring prior-year carryover funding.		Maternal and Child Health Services
2,039	—to continue current program.	\$ 9	—to reflect change in federal earnings.
<hr/>			
\$ 4,468	<i>Appropriation Increase</i>		Tuberculosis Screening and Treatment
		\$ 8	—to continue current program.
	Primary Health Care Practitioner		
\$ (2,800)	—funding reduction.		
	Newborn Screening		
\$ 237	—to reflect change in federal earnings.		

Program: Preventive Health, continued

Appropriations within this Program:

	(Dollar Amounts in Thousands)						
	2022-23	2023-24	2024-25	2025-26	2026-27	2027-28	2028-29
	Actual	Available	Budget	Estimated	Estimated	Estimated	Estimated
GENERAL FUND:							
Health Promotion and Disease Prevention.....	\$ -	\$ 2,321	\$ 5,000	\$ 5,082	\$ 5,161	\$ 5,161	\$ 5,161
Health Innovation.....	753	798	780	789	809	809	809
State Health Care Centers.....	24,972	28,086	32,554	33,433	34,269	34,269	34,269
Sexually Transmitted Disease Screening and Treatment.....	1,757	1,822	1,822	1,825	1,828	1,828	1,828
Primary Health Care Practitioner.....	7,050	8,350	5,550	5,550	5,550	5,550	5,550
Community-Based Health Care Subsidy....	2,000	2,000	2,000	2,000	2,000	2,000	2,000
Newborn Screening.....	7,092	7,092	7,329	7,329	7,329	7,329	7,329
Cancer Screening Services.....	2,563	2,563	2,563	2,563	2,563	2,563	2,563
AIDS Programs and Special Pharmaceutical Services.....	10,436	10,436	10,436	10,436	10,436	10,436	10,436
School District Health Services.....	34,620	34,620	37,620	36,620	36,620	36,620	36,620
Local Health Departments.....	32,999	35,785	36,609	36,609	36,609	36,609	36,609
Local Health-Environmental.....	2,700	2,697	2,697	2,697	2,697	2,697	2,697
Firearm Injury Prevention.....	-	-	1,000	1,000	1,000	1,000	1,000
Maternal and Child Health Services.....	1,376	1,438	1,447	1,447	1,447	1,447	1,447
Tuberculosis Screening and Treatment.....	913	913	921	921	921	921	921
Epilepsy Support Services.....	583	583	583	583	583	583	583
Lyme Disease.....	3,180	3,180	3,180	3,180	3,180	3,180	3,180
TOTAL GENERAL FUND.....	\$ 132,994	\$ 142,684	\$ 152,091	\$ 152,064	\$ 153,002	\$ 153,002	\$ 153,002

Program: Preventive Health, continued

Program Measures:

	2018-19	2019-20	2020-21	2021-22	2022-23	2023-24	2024-25
	Actual	Actual	Actual	Actual	Actual	Estimated	Estimated
Meet and maintain Healthy People 2030 objectives for vaccination rates among school-age children.							
Kindergarten immunization rate for measles, mumps, and rubella (MMR) vaccine.....	97.0%	97.0%	95.5%	95.1%	94.0%	96.0%	96.5%
Percentage of school districts with required school nurse to student ratio.....	98.2%	98.3%	98.5%	98.9%	98.9%	98.8%	98.7%
Ensure that all Pennsylvanians are able to access a range of preventive health and early detection services.							
Percentage of obese adults (Body Mass Index >30)	30.9%	33.2%	32.7%	33.0%	33.0%	33.0%	33.0%
Percentage of adults with diabetes...	11.3%	10.8%	11.4%	11.1%	11.2%	11.2%	11.2%
Neonatal abstinence syndrome (per 1,000 births).....	14.2	12.9	13.0	10.9	10.9	9.6	9.6
Rate of maternal mortality disparity between black and white persons (per 100,000 live births).....	11.4	11.4	21.62	14.52	19.7	18.98	18.7
Rate of mortality disparity between black and white infants (per 1,000 live births)	7.8	8.2	9.0	9.3	8.6	8.2	7.7
Rate of mortality disparity between black and white children, ages 1-4 (per 100,000 children ages 1-4)	14.7	20.0	27.4	18.3	26.7	26.0	23.9
Other communicable disease programs and incidences reported.							
Percentage of newly HIV diagnosed individuals linked to care within 30 days	78.7%	82.5%	82.3%	81.3%	81.4%	85.3%	87.1%
Individuals who test HIV negative referred to Pre-exposure Prophylaxis (PrEP) services.....	540	3,412	2,268	2,849	3,400	3,730	4,250
Percentage of initiation of TB treatment.....	92.3%	90.2%	83.8%	89.5%	92.5%	92.5%	93.0%
Percentage of completion of TB treatment.....	91.7%	90.2%	86.1%	77.7%	95.0%	95.0%	95.0%
Percentage of initiation of latent tuberculosis infection (LTBI) for immigrants and refugees.....	68.4%	64.7%	60.0%	55.0%	65.3%	87.0%	88.0%
Percentage of completion of latent tuberculosis infection (LTBI) for immigrants and refugees.....	61.1%	68.2%	66.7%	72.7%	81.1%	87.0%	88.0%
Prevent initiation and reduce use of tobacco products, eliminate nonsmokers' exposure to secondhand smoke, and eliminate tobacco-related health disparities.							
Percentage of adults (age 18+) who smoke	17.0%	17.0%	16.0%	14.0%	15.0%	14.0%	13.0%
Percentage of adults (age 18+) who vape.....	N/A	N/A	10.0%	3.0%	3.0%	2.8%	2.4%
Percentage of teens who smoke	N/A ^a	6.6%	N/A ^a	4.2%	N/A ^a	3.8%	3.5%
Percentage of teens who vape	N/A ^a	24.4%	N/A ^a	19.2%	N/A ^a	18.0%	17.5%

^a Data on teens who smoke/vape only available every other year.

Program: Health Treatment Services

Goal: To maximize the individual’s capacity for independent living through the provision of an array of service and support programs.

Health Treatment Services

The department coordinates specialized medical services for Commonwealth patients.

The [Chronic Renal Disease Program](#) (CRDP) provides care for eligible adults with end-stage renal disease, assisting with dialysis, transplantation, medications, medical management, inpatient and outpatient services, home dialysis supplies and equipment, and transportation services.

The Specialty Care program offers services for health conditions including cystic fibrosis, Cooley’s anemia, hemophilia, sickle cell, spina bifida, and home ventilator care. Services include client engagement, system functionality, peer supports, mental health screenings, and rehabilitative services. DOH makes referrals to Medical Assistance or the Children’s Health Insurance Program to optimize state funds.

DOH leads the Commonwealth’s [Emergency Medical Services \(EMS\)](#) system, overseeing planning, coordination, development, and evaluation through regional and statewide councils. DOH provides regulatory oversight and develops treatment protocols.

The [Head Injury Program](#) provides case management and post-acute head injury rehabilitation services through contractual agreements, funded by the Emergency Medical Services Operating Fund.

DOH oversees the Commonwealth’s [Medical Marijuana Program](#). Patients with eligible conditions have access to medical marijuana through a safe delivery method. The department provides resources for patients, caregivers, growers/processors, dispensaries, physicians, laboratories, and clinical research.

Program Recommendations:

This budget recommends the following changes: (Dollar Amounts in Thousands)

Medical Debt Relief

\$ 4,000 —Initiative—to eliminate medical debt of low-income Pennsylvanians.

Program: Health Treatment Services, continued

Appropriations within this Program:

(Dollar Amounts in Thousands)

	2022-23	2023-24	2024-25	2025-26	2026-27	2027-28	2028-29
	Actual	Available	Budget	Estimated	Estimated	Estimated	Estimated
GENERAL FUND:							
Renal Dialysis	\$ 6,678	\$ 6,678	\$ 6,678	\$ 6,678	\$ 6,678	\$ 6,678	\$ 6,678
Services for Children with Special Needs	1,728	1,728	1,728	1,728	1,728	1,728	1,728
Adult Cystic Fibrosis and Other Chronic Respiratory Illness	795	795	795	795	795	795	795
Cooley's Anemia	106	106	106	106	106	106	106
Hemophilia.....	1,017	1,017	1,017	1,017	1,017	1,017	1,017
Lupus.....	106	106	106	106	106	106	106
Sickle Cell.....	1,335	1,335	1,335	1,335	1,335	1,335	1,335
Regional Poison Control Centers	742	742	742	742	742	742	742
Trauma Prevention.....	488	488	488	488	488	488	488
Tourette's Syndrome.....	159	159	159	159	159	159	159
Amyotrophic Lateral Sclerosis Support Services.....	1,501	1,501	1,501	1,501	1,501	1,501	1,501
Leukemia/Lymphoma.....	212	-	-	-	-	-	-
Medical Debt Relief.....	-	-	4,000	4,000	4,000	4,000	4,000
TOTAL GENERAL FUND.....	\$ 14,867	\$ 14,655	\$ 18,655	\$ 18,655	\$ 18,655	\$ 18,655	\$ 18,655



HEALTH CARE COST CONTAINMENT COUNCIL

The mission of the [Pennsylvania Health Care Cost Containment Council \(PHC4\)](#) is to empower purchasers of health care benefits with information that can be used to improve quality and restrain costs.

The council collects, analyzes, and reports data about the quality of health care in Pennsylvania for use by purchasers of health care benefits, health care providers, and other stakeholders. The council is governed by a board of directors, representing business, labor, consumers, health care providers, insurers, and state government.

Programs and Goals

Health Care Reporting: *To facilitate the continuing provision of quality, cost effective health services throughout the Commonwealth by providing current data and information to the purchasers, providers, insurers, policymakers, and consumers of health care services.*

Health Care Cost Containment Council

Summary by Fund and Appropriation

(Dollar Amounts in Thousands)

	2022-23	2023-24	2024-25
	ACTUAL	AVAILABLE	BUDGET

GENERAL FUND:

General Government:

Health Care Cost Containment Council	\$	3,167	\$	3,167	\$	3,607
(A) Sale of Datasets and Customized Reports		840		850		950
Subtotal - State Funds	\$	3,167	\$	3,167	\$	3,607
Subtotal - Augmentations		840		850		950
Total - General Government	\$	4,007	\$	4,017	\$	4,557
STATE FUNDS	\$	3,167	\$	3,167	\$	3,607
AUGMENTATIONS		840		850		950
GENERAL FUND TOTAL	\$	4,007	\$	4,017	\$	4,557

Program Funding Summary

(Dollar Amounts in Thousands)

	2022-23	2023-24	2024-25	2025-26	2026-27	2027-28	2028-29
	Actual	Available	Budget	Estimated	Estimated	Estimated	Estimated

HEALTH CARE REPORTING:

GENERAL FUND	\$	3,167	\$	3,167	\$	3,607	\$	3,704	\$	3,797	\$	3,797	\$	3,797
MOTOR LICENSE FUND		-		-		-		-		-		-		-
LOTTERY FUND		-		-		-		-		-		-		-
FEDERAL FUNDS		-		-		-		-		-		-		-
AUGMENTATIONS		840		850		950		950		950		950		950
RESTRICTED		-		-		-		-		-		-		-
OTHER FUNDS		-		-		-		-		-		-		-
DEPARTMENT TOTAL	\$	4,007	\$	4,017	\$	4,557	\$	4,654	\$	4,747	\$	4,747	\$	4,747

Health Care Cost Containment Council

Program: Health Care Reporting

Goal: To facilitate the continuing provision of quality, cost effective health services throughout the Commonwealth by providing current data and information to the purchasers, providers, insurers, policymakers, and consumers of health care services.

The [Pennsylvania Health Care Cost Containment Council \(PHC4\)](#) is an independent state agency established by [Act 89 of 1986](#) and reauthorized most recently by [Act 15 of 2020](#). It is governed by a board that represents health care purchasers (business and labor), consumers, health care providers, insurers, health economists, members of the Pennsylvania General Assembly, and state government.

PHC4 uses advanced statistical and research methodologies, including the use of risk-adjusted data which accounts for the severity of patient illness and other risk factors to produce reports on common illnesses that affect Pennsylvanians. Publicly reported medical costs and outcomes not only help improve patient care, but also help consumers make informed choices about where to seek medical treatment.

Data from inpatient and outpatient records from Pennsylvania hospitals and ambulatory surgery centers are collected by the council each year. The data, which include detailed financial information about hospitals and surgery centers, are verified and shared with the public through [free public reports](#). The council has collected and utilized payment data from Medicare, Medicaid, and commercial health insurance plans to create reports. Updating and expanding an interactive consumer friendly online database focused on localized hospitalization data at the county level is also a priority for PHC4.

Program Recommendations:

This budget recommends the following changes: (Dollar Amounts in Thousands)

Health Care Cost Containment Council

\$ 440 —to continue current program.

Appropriations within this Program:

(Dollar Amounts in Thousands)

	2022-23	2023-24	2024-25	2025-26	2026-27	2027-28	2028-29
	Actual	Available	Budget	Estimated	Estimated	Estimated	Estimated
GENERAL FUND:							
Health Care Cost Containment Council.....	\$ 3,167	\$ 3,167	\$ 3,607	\$ 3,704	\$ 3,797	\$ 3,797	\$ 3,797



HISTORICAL AND MUSEUM COMMISSION

The mission of the [Pennsylvania Historical and Museum Commission \(PHMC\)](#) is to discover, protect, and share Pennsylvania's past, inspiring others to value and use our history in meaningful ways.

Programs and Goals

State History: To manage and safeguard Pennsylvania's historic resources through a comprehensive history, archives, and museum program focused on the preservation, study, and interpretation of all areas of Pennsylvania history, providing exhibits and programs to share this history with learners of all ages.

Museum and Community Assistance: To assure preservation and accessibility of Pennsylvania's rich heritage through representative artifacts, specimens of history, historic documents, buildings, art, and science for all citizens through the support of museums and historical sites within the Commonwealth.

Historical and Museum Commission

Summary by Fund and Appropriation

(Dollar Amounts in Thousands)

	2022-23 ACTUAL	2023-24 AVAILABLE	2024-25 BUDGET
GENERAL FUND:			
<i>General Government:</i>			
General Government Operations	\$ 21,764	\$ 22,417	\$ 25,817
(F)Historic Preservation	3,490	3,150	3,150
(F)Surface Mining Review	170	180	160
(F)Environmental Review	370	380	380
(F)American Battlefield Protection Program	3,500	6,000	6,000
(F)Maritime Heritage	525	-	-
(F)Appalachian Development	100	100	-
(F)National Endowment for the Humanities	-	49	49
(A)State Records Center	958	1,056	1,056
(A)Key 93 Administrative Costs	- ^a	- ^a	-
(R)Rent and Other Income	133	80	80
Subtotal	<u>\$ 31,010</u>	<u>\$ 33,412</u>	<u>\$ 36,692</u>
Subtotal - State Funds	\$ 21,764	\$ 22,417	\$ 25,817
Subtotal - Federal Funds	8,155	9,859	9,739
Subtotal - Augmentations	958	1,056	1,056
Subtotal - Restricted	133	80	80
Total - General Government	<u>\$ 31,010</u>	<u>\$ 33,412</u>	<u>\$ 36,692</u>
<i>Grants and Subsidies:</i>			
Cultural and Historical Support	\$ 2,000	\$ 2,000	\$ 2,000
STATE FUNDS	\$ 23,764	\$ 24,417	\$ 27,817
FEDERAL FUNDS	8,155	9,859	9,739
AUGMENTATIONS	958	1,056	1,056
RESTRICTED	133	80	80
GENERAL FUND TOTAL	<u>\$ 33,010</u>	<u>\$ 35,412</u>	<u>\$ 38,692</u>
OTHER FUNDS:			
HISTORICAL PRESERVATION FUND:			
General Operations (EA)	\$ 1,167	\$ 1,167	\$ 1,342
(R)Deaccession of Collections	4	9	9
(R)Mitigation and Special Projects	591	700	700
HISTORICAL PRESERVATION FUND TOTAL	<u>\$ 1,762</u>	<u>\$ 1,876</u>	<u>\$ 2,051</u>

Summary by Fund and Appropriation

(Dollar Amounts in Thousands)

	2022-23 ACTUAL	2023-24 AVAILABLE	2024-25 BUDGET
KEYSTONE RECREATION, PARK, AND CONSERVATION FUND:			
Historic Site Development (EA).....	\$ 17,097	\$ 14,559 ^b	\$ 17,475
DEPARTMENT TOTAL - ALL FUNDS			
GENERAL FUND	\$ 23,764	\$ 24,417	\$ 27,817
MOTOR LICENSE FUND	-	-	-
LOTTERY FUND.....	-	-	-
FEDERAL FUNDS	8,155	9,859	9,739
AUGMENTATIONS.....	958	1,056	1,056
RESTRICTED	133	80	80
OTHER FUNDS	18,859	16,435	19,526
TOTAL ALL FUNDS	\$ 51,869	\$ 51,847	\$ 58,218

^a Not added to avoid double counting: 2022-23 Actual is \$855,000, 2023-24 Available is \$728,000.

^b Includes recommended supplemental executive authorization of \$3,227,000.

Historical and Museum Commission

Program Funding Summary

(Dollar Amounts in Thousands)

	2022-23	2023-24	2024-25	2025-26	2026-27	2027-28	2028-29
	Actual	Available	Budget	Estimated	Estimated	Estimated	Estimated
STATE HISTORY:							
GENERAL FUND.....	\$ 21,764	\$ 22,417	\$ 25,817	\$ 26,784	\$ 27,724	\$ 27,994	\$ 28,264
MOTOR LICENSE FUND....	-	-	-	-	-	-	-
LOTTERY FUND	-	-	-	-	-	-	-
FEDERAL FUNDS	8,155	9,859	9,739	9,739	9,739	9,739	9,739
AUGMENTATIONS.....	958	1,056	1,056	1,056	1,056	1,056	1,056
RESTRICTED.....	133	80	80	80	80	80	80
OTHER FUNDS	1,762	1,876	2,051	1,651	1,551	1,351	1,351
SUBCATEGORY TOTAL	\$ 32,772	\$ 35,288	\$ 38,743	\$ 39,310	\$ 40,150	\$ 40,220	\$ 40,490
MUSEUM AND COMMUNITY ASSISTANCE:							
GENERAL FUND.....	\$ 2,000	\$ 2,000	\$ 2,000	\$ 2,000	\$ 2,000	\$ 2,000	\$ 2,000
MOTOR LICENSE FUND....	-	-	-	-	-	-	-
LOTTERY FUND	-	-	-	-	-	-	-
FEDERAL FUNDS	-	-	-	-	-	-	-
AUGMENTATIONS.....	-	-	-	-	-	-	-
RESTRICTED.....	-	-	-	-	-	-	-
OTHER FUNDS	17,097	14,559	17,475	20,023	22,884	24,642	26,115
SUBCATEGORY TOTAL	\$ 19,097	\$ 16,559	\$ 19,475	\$ 22,023	\$ 24,884	\$ 26,642	\$ 28,115
ALL PROGRAMS:							
GENERAL FUND.....	\$ 23,764	\$ 24,417	\$ 27,817	\$ 28,784	\$ 29,724	\$ 29,994	\$ 30,264
MOTOR LICENSE FUND....	-	-	-	-	-	-	-
LOTTERY FUND	-	-	-	-	-	-	-
FEDERAL FUNDS	8,155	9,859	9,739	9,739	9,739	9,739	9,739
AUGMENTATIONS.....	958	1,056	1,056	1,056	1,056	1,056	1,056
RESTRICTED.....	133	80	80	80	80	80	80
OTHER FUNDS	18,859	16,435	19,526	21,674	24,435	25,993	27,466
DEPARTMENT TOTAL.....	\$ 51,869	\$ 51,847	\$ 58,218	\$ 61,333	\$ 65,034	\$ 66,862	\$ 68,605

Program: State History

Goal: To manage and safeguard Pennsylvania's historic resources through a comprehensive history, archives, and museum program focused on the preservation, study, and interpretation of all areas of Pennsylvania history, providing exhibits and programs to share this history with learners of all ages.

The [Pennsylvania Historical and Museum Commission \(PHMC\)](#) is the Commonwealth's official history agency. The responsibilities of the PHMC are rooted in the Pennsylvania Constitution and are further defined in the [History Code](#) and the [Administrative Code](#). PHMC oversees the State Museum, Archives and Historic Preservation Office, and supports the management of historic sites and museums throughout the Commonwealth.

Executive Direction and Administration

The Executive Direction and Administration program provides general policy and direction for administering the commission's operations and ensuring the direction of each program is focused on meeting the agency's mission and strategic goals. It includes legislative, marketing, public relations, procurement, preservation of historic sites and museums, financial grant administration, fiscal and revenue management, and other support services.

State and Local Records

The State and Local Records program supports the operation of the [State Archives](#) and the [State Records Center](#). The State Archives is responsible for identifying, acquiring, preserving, and providing public access to the valuable and historical records created by government. This responsibility extends to the [preservation of electronic records](#) and to the use of technology to facilitate public access. The State Archives maintains and preserves deeds and other property records, state laws, maps, photographs, official minutes of boards and commissions, reports, and selected case and program files that document the significant activities of Pennsylvania's government. The State Records Center is the official repository for inactive records that must be maintained temporarily by state agencies for administrative, fiscal, or legal purposes.

This program also administers state executive branch and local government records management programs and provides other services to state and local government offices. These services include preparation of records retention schedules, approval of records disposal requests, promulgation of standards for retention of records in different storage media, and providing training and technical assistance to records custodians in order to increase efficiency, lower costs, and protect essential records from catastrophic loss.

Historic Site and Museum Operations

The Historic Site and Museum Operations program supports the operation of [historic sites and museums](#) throughout the Commonwealth that are open to the public, in addition to the [State Museum of Pennsylvania](#). PHMC's historic sites and museums engage and educate visitors using collections and exhibition programs, living history, and other types of tours to explore Pennsylvania's cultural and natural history. The program utilizes public-private partnerships with associate organizations at each site and museum to further provide for the interpretation of these significant properties. Facility development, educational programming, and collections management and conservation of nearly nine million historical artifacts, fine arts objects, and natural history specimens are all part of the activities of Historic Site and Museum Operations.

In addition, at several additional sites, the Historic Site and Museum Operations program supports a property management and lease program effected through cooperative agreements with management groups, for-profit, and not-for-profit organizations to operate, maintain, and utilize historic sites, buildings, and agricultural lands under the custody of the commission.

Historic Preservation

PHMC's [State Historic Preservation Office \(SHPO\)](#) administers several federal programs created by the [National Historic Preservation Act of 1966](#), in addition to many state programs authorized under the Pennsylvania History Code. The SHPO's work is guided by federal and state regulations and Pennsylvania's historic preservation plan. This program is responsible for providing information, education, training, and technical assistance to all Pennsylvanians about historic preservation and various incentives to protect, maintain, and reuse historic properties; advising federal and state agencies and local governments in matters of historic preservation; maintaining Pennsylvania's inventory of historic properties; identifying and nominating properties to the [National Register of Historic Places](#); and managing the Pennsylvania Historical Marker program. This program also administers several [grant programs](#) including the Keystone Historic Preservation grant program; works with property owners on [state](#) and [federal](#) historic tax credits; and partners with other agencies and organizations to promote the architectural and archaeological resources of the Commonwealth.

Historical and Museum Commission

Program: State History, continued

Program Recommendations:

This budget recommends the following changes: (Dollar Amounts in Thousands)

General Government Operations

\$ 2,879	—to continue current program.
309	—Initiative—to increase access to programming at historic sites and museums.
212	—Initiative—to streamline environmental reviews affecting historic properties affecting IJJA projects.
<u>\$ 3,400</u>	<i>Appropriation Increase</i>

Appropriations within this Program:

(Dollar Amounts in Thousands)

	2022-23 Actual	2023-24 Available	2024-25 Budget	2025-26 Estimated	2026-27 Estimated	2027-28 Estimated	2028-29 Estimated
GENERAL FUND:							
General Government Operations	<u>\$ 21,764</u>	<u>\$ 22,417</u>	<u>\$ 25,817</u>	<u>\$ 26,784</u>	<u>\$ 27,724</u>	<u>\$ 27,994</u>	<u>\$ 28,264</u>

Program Measures:

	2018-19 Actual	2019-20 Actual	2020-21 Actual	2021-22 Actual	2022-23 Actual	2023-24 Estimated	2024-25 Estimated
Share permanent museum collections with the public by providing online access.							
Records added online to collections database	N/A	8,689	10,166	5,109	7,681	7,500	7,500
Preserve and make transparent government records through archives digitization and online access.							
Images added to PA Power Library, Ancestry, and other online platforms (in thousands)	683	497	1,318	1,883	6 ^a	600	600
Review impact of state and federally supported projects on historic resources to foster preservation outcomes.							
Environmental reviews completed each year	5,647	5,523	6,530	7,471	7,928	8,000	8,000
Identify and document Pennsylvania's historic resources to ensure consideration in planning and decision making.							
Number of historic resources added to PA's State Historic and Archaeological Resource Exchange (PA-SHARE)	2,844	7,717	2,424	6,662	17,180 ^b	5,000	5,000
Share Pennsylvania history through exhibits and programs at historic sites and museums.							
Onsite visitation at PHMC-owned sites and museums.	285,353	171,369	19,498	137,046	199,670	204,000	204,000

^a This decrease reflects a delay in scanned images collected during the COVID-19 pandemic.

^b This increase is due to an agency initiative to document underrepresented historic properties in Pennsylvania's Inventory of Historic Places.

Program: Museum and Community Assistance

Goal: To assure preservation and accessibility of Pennsylvania’s rich heritage through representative artifacts, specimens of history, historic documents, buildings, art, and science for all citizens through the support of museums and historical sites within the Commonwealth.

Incentives for Historic Preservation

PHMC distributes grant funds to cultural institutions and historic properties across the state. These grants benefit local communities, helping to preserve their heritage, revitalizing neighborhoods, towns and cities, and increasing quality of life for Pennsylvanians. The program is administered by SHPO across three major components: the [Certified Local Government \(CLG\)](#) grant program; the [Cultural and Historical Support](#) grant program; and the [Keystone Recreation, Park, and Conservation Fund](#) program. PHMC also provides special funding opportunities with grants for historic and archival records, various federal grant programs, and administers federal and state historic tax credit programs.

The CLG grant program awards are given to certified local governments to help municipalities with a wide array of heritage preservation activities. CLG grants support cultural resource surveys, national register nominations, historic preservation planning, training, pooling grants, and third-party administration.

The Cultural and Historical Support grant program awards grants to eligible museums and official county historical societies in Pennsylvania. The goal of this program is to strengthen Pennsylvania’s cultural, historical, and museum community by supporting the general operations of eligible museums and official county historical societies that are not supported by other state agency funding programs.

The [Keystone Historic Preservation Planning](#) grants and the [Keystone Historic Preservation Construction](#) grants are available to Pennsylvania nonprofit organizations and public agencies that operate a publicly accessible historic property listed in, or eligible for, the National Register of Historic Places or to organizations that operate a contributing historic property in a listed or eligible National Register Historic District.

The [Historical and Archival Records Care](#) grant program provides funding to improve the preservation and accessibility of historically valuable records to archival institutions across the Commonwealth. The grants are administered on a competitive basis and funding for the awards is for two years.

[Federal Tax Credits](#) and [State Tax Credits](#) are available for the rehabilitation of historic, income-producing buildings that are determined to be “certified historic structures” and where the rehabilitation work complies with the [U.S. Secretary of the Interior’s Standards for Rehabilitation](#).

Program Recommendations:

This budget recommends the following changes: (Dollar Amounts in Thousands)

Cultural and Historical Support is recommended at the current year funding level.

Appropriations within this Program:

(Dollar Amounts in Thousands)

	2022-23	2023-24	2024-25	2025-26	2026-27	2027-28	2028-29
	Actual	Available	Budget	Estimated	Estimated	Estimated	Estimated
GENERAL FUND:							
Cultural and Historical Support	\$ 2,000	\$ 2,000	\$ 2,000	\$ 2,000	\$ 2,000	\$ 2,000	\$ 2,000

Historical and Museum Commission

Program: Museum and Community Assistance, continued

Program Measures:

	2018-19 Actual	2019-20 Actual	2020-21 Actual	2021-22 Actual	2022-23 Actual	2023-24 Estimated	2024-25 Estimated
Build local government and professional capacity in the history, preservation, and records management fields.							
Trained practitioners and local government officials annually in-person or online.....	3,322	5,361	4,456	5,895	6,931	6,700	6,700
Provide assistance needed by state agencies and local governments to serve the public.							
Records or information provided to other governmental entities in order to serve their customers.	12,785	9,111	9,027	11,625	12,480	12,000	12,000
Promote the use of statewide preservation plan at a local level across Pennsylvania to preserve historic resources.							
Partners and citizens engaged in using the statewide historic preservation plan goals and guiding principles.	2,855	26,269	27,339	22,469	18,919	24,000	24,000
Assist communities in preserving local history at museums and historical societies.							
Grants provided to nonprofit cultural and historical institutions across the Commonwealth.	151	153	155	154	161	150	150
Provide funding for the preservation of publicly accessible historic buildings.							
Planning and Construction Keystone grants awarded and capital investments in state owned properties (in thousands)	\$ 2,569	\$ 2,633	\$ 2,308	\$ 2,634	\$ 2,580	\$ 2,500	\$ 2,500



HUMAN SERVICES

The mission of the [Department of Human Services \(DHS\)](#) is to assist Pennsylvanians in leading safe, healthy, and productive lives through equitable, trauma-informed, and outcome-focused services while being an accountable steward of Commonwealth resources.

Programs and Goals

Human Services Support: To provide effective administrative and support systems through which the substantive programs of the department can be operated.

Medical Assistance and Health Care Delivery: To support a health care delivery system that provides comprehensive health care services in appropriate settings for the eligible populations.

Long-Term Living: To support a community living system that empowers persons with disabilities and older Pennsylvanians to live with dignity and independence in settings they prefer, to provide meaningful choice of community living services, and to ensure that those services are delivered in a high-quality, cost-effective manner.

Income Maintenance: To promote personal and parental responsibility and encourage economic independence and self-sufficiency through temporary cash assistance, job training, child care for families or individuals, and nutrition support services.

Mental Health and Substance Abuse Services: To maximize the individual's capacity for independent living through the provision of an array of service and support programs.

Intellectual Disabilities/Autism: To support Pennsylvanians with developmental disabilities and their families to achieve greater independence, choice, and opportunity in their lives.

Human Services: To enhance the social and economic well-being of families and individuals through the provision of an array of service and support programs.

Child Development: To promote opportunities for all Pennsylvania children and families by building systems and providing supports that help ensure access to high-quality child and family services.

Summary by Fund and Appropriation

(Dollar Amounts in Thousands)

	2022-23	2023-24	2024-25
	ACTUAL	AVAILABLE	BUDGET

GENERAL FUND:

General Government:

General Government Operations	\$ 120,016	\$ 128,196	\$ 137,951
(F)Medical Assistance-Administration	39,265	39,274	41,623
(F)SNAP-Administration.....	5,747	5,333	6,600
(F)SSBG-Administration.....	358	358	358
(F)TANFBG-Administration	11,400	11,259	11,268
(F)CCDFBG-Administration.....	32,939	34,455	35,294
(F)Child Welfare-Title IV-E-Administration.....	10,211	10,916	11,136
(F)Child Welfare Services-Administration.....	867	993	999
(F)Community-Based Family Resource and Support-Administration	689	1,739	230
(F)Developmental Disabilities-Basic Support.....	4,429	4,903	5,099
(F)Disabled Education-Administration	392	712	712
(F)Early Head Start Expansion Program	14,950	14,950	14,950
(F)MCH-Administration	242	251	251
(F)MHSSBG-Administration	1,137	1,219	1,337
(F)Refugees and Persons Seeking Asylum-Administration	2,802	3,170	6,404
(F)Homeland Security (EA).....	75	-	-
(A)Child Abuse Reviews	8,863	8,568	8,568
(A)Adam Walsh Clearance.....	945	1,032	1,032
(A)Miscellaneous	13	-	-
Subtotal	<u>\$ 255,340</u>	<u>\$ 267,328</u>	<u>\$ 283,812</u>
Information Systems.....	93,694	103,049	116,406
(F)Medical Assistance-Information Systems.....	97,206	124,920	137,047
(F)SNAP-Information Systems	29,985	32,771	36,061
(F)TANFBG-Information Systems	15,784	16,519	17,403
(F)Child Welfare-Title IV-E-Information Systems	10,832	11,200	14,837
(F)Child Support Enforcement-Information Systems	7,894	7,493	9,751
(F)CHIP-Information Systems	16,478	16,695	16,648
(F)COVID-CHIP Information Systems (EA).....	571	96	-
(A)COMPASS Support-CHIP	520	520	520
(A)Medical Data Exchange	-	13	13
Subtotal	<u>\$ 272,964</u>	<u>\$ 313,276</u>	<u>\$ 348,686</u>
County Administration-Statewide	51,799	60,509 ^a	64,560
(F)Medical Assistance-Statewide	72,843	71,394	75,708
(F)SNAP-Statewide.....	42,205	44,952	46,107
(F)COVID-SNAP-State Administrative Expense Grants (EA)	3,401	-	-
(F)COVID-SNAP P-EBT Administration (EA)	36,528	24,205	-
(F)TANFBG-Statewide	1,072	1,072	1,072

Summary by Fund and Appropriation

(Dollar Amounts in Thousands)

	2022-23 ACTUAL	2023-24 AVAILABLE	2024-25 BUDGET
(F)ARRA-Health Information Technology	12,251	4,171	-
(F)Children's Health Insurance Administration.....	5,116	3,669	3,607
(F)COVID-Children's Health Insurance Administration (EA)	337	189	-
(A)SNAP-Retained Collections.....	2,172	2,129	2,129
(A)eHealth Fees.....	645	540	540
Subtotal	<u>\$ 228,369</u>	<u>\$ 212,830</u>	<u>\$ 193,723</u>
County Assistance Offices	299,473	320,810	356,736
(F)Medical Assistance-County Assistance Offices.....	226,636	235,037	229,731
(F)SNAP-County Assistance Offices	136,393	140,971	176,047
(F)TANFBG-County Assistance Offices	46,218	46,972	38,472
(F)CHIP-County Assistance Offices	-	15,000	15,000
(F)SSBG-County Assistance Offices.....	3,000	3,000	3,000
(F)LIHEABG-Administration	36,368	36,368	36,368
(F)Affordable Connectivity Outreach-County Assistance Offices	-	500 ^b	500
(F)COVID-LIHWP Administration (EA).....	104	-	-
Subtotal	<u>\$ 748,192</u>	<u>\$ 798,658</u>	<u>\$ 855,854</u>
Child Support Enforcement.....	19,488	20,152	22,011
(F)Child Support Enforcement-Title IV-D.....	172,431	174,037	178,078
(A)Title IV-D Incentive Collections.....	8,753	10,070	10,694
(A)State Retained Support Collections	1,359	1,269	1,269
Subtotal	<u>\$ 202,031</u>	<u>\$ 205,528</u>	<u>\$ 212,052</u>
New Directions	20,712	22,234	23,401
(F)TANFBG-New Directions.....	141,326	140,351	141,048
(F)Medical Assistance-New Directions.....	12,975	13,589	15,081
(F)SNAP-New Directions	18,546	20,408	23,571
(F)CHIP-New Directions.....	-	1,000	1,000
Subtotal	<u>\$ 193,559</u>	<u>\$ 197,582</u>	<u>\$ 204,101</u>
Subtotal - State Funds.....	<u>\$ 605,182</u>	<u>\$ 654,950</u>	<u>\$ 721,065</u>
Subtotal - Federal Funds.....	<u>1,272,003</u>	<u>1,316,111</u>	<u>1,352,398</u>
Subtotal - Augmentations	<u>23,270</u>	<u>24,141</u>	<u>24,765</u>
Total - General Government.....	<u>\$ 1,900,455</u>	<u>\$ 1,995,202</u>	<u>\$ 2,098,228</u>
Institutional:			
Youth Development Institutions and Forestry Camps.....	\$ 64,565	\$ 91,255^c	\$ 140,613
(F)SSBG-Basic Institutional Programs	10,000	10,000	10,000
(F)Food Nutrition Services	650	650	650
(F)COVID-Supply Chain Assistance (EA).....	-	15	-
(A)Institutional Reimbursements	3	10	10
Subtotal	<u>\$ 75,218</u>	<u>\$ 101,930</u>	<u>\$ 151,273</u>

Summary by Fund and Appropriation

(Dollar Amounts in Thousands)

	2022-23 ACTUAL	2023-24 AVAILABLE	2024-25 BUDGET
Mental Health Services	866,093	885,567	971,174
(F)Medical Assistance-Mental Health	200,573	201,590	217,000
(F)COVID-Medical Assistance-Mental Health (EA)	20,315	3,443	-
(F)Medicare Services-State Hospitals	17,900	17,900	17,900
(F)Homeless Mentally Ill	2,496	2,496	2,664
(F)MHSBG-Community Mental Health Services	45,500	48,229	55,829
(F)SSBG-Community Mental Health Services	10,366	10,366	10,366
(F)Suicide Prevention	10,436	6,436	2,265
(F)Transforming the Crisis Mental Health System	-	14,000	22,855
(F)Mental Health Data Infrastructure	145	225	225
(F)Mental Health-Safe Schools	5,000	5,000	5,000
(F)Promoting Integration of Health Care	3,500	3,500	-
(F)System of Care Expansion	7,000	7,000	7,000
(F)Youth Suicide Prevention	736	736	1,100
(F)Adolescents and Young Adults at High Risk for Psychosis	400	400	621
(F)Bioterrorism Hospital Preparedness (EA)	45	45	64
(A)County IGT	62,931	61,353	61,353
(A)Institutional Collections	7,178	5,068	5,068
(A)Institutional Reimbursements	1,296	1,974	1,869
Subtotal	<u>\$ 1,261,910</u>	<u>\$ 1,275,328</u>	<u>\$ 1,382,353</u>
Intellectual Disabilities-State Centers	111,110	100,327	117,299
(F)Medical Assistance-State Centers	148,500	103,137	122,948
(F)COVID-Medical Assistance-ID State Centers (EA)	16,513	1,766	-
(F)Medicare Services-State Centers	363	183	183
(A)Institutional Collections	6,671	4,231	4,258
(A)ID/ICF Assessment	16,045	9,851	9,824
Subtotal	<u>\$ 299,202</u>	<u>\$ 219,495</u>	<u>\$ 254,512</u>
Subtotal - State Funds	<u>\$ 1,041,768</u>	<u>\$ 1,077,149</u>	<u>\$ 1,229,086</u>
Subtotal - Federal Funds	<u>500,438</u>	<u>437,117</u>	<u>476,670</u>
Subtotal - Augmentations	<u>94,124</u>	<u>82,487</u>	<u>82,382</u>
Total - Institutional	<u>\$ 1,636,330</u>	<u>\$ 1,596,753</u>	<u>\$ 1,788,138</u>
Grants and Subsidies:			
Cash Grants	\$ 13,740	\$ 16,240	\$ 39,141
(F)TANFBG-Cash Grants	143,245	163,214	163,447
(F)Other Federal Support-Cash Grants	7,079	8,553 ^d	13,750
(F)LIHEABG-Low-Income Families and Individuals	257,235	271,041	271,041
(F)COVID-Low-Income Household Water Assistance Program (EA)	4,926	-	-

Summary by Fund and Appropriation

(Dollar Amounts in Thousands)

	2022-23 ACTUAL	2023-24 AVAILABLE	2024-25 BUDGET
(F)Refugees and Persons Seeking Asylum-Social Services.....	45,113	59,888	60,303
(F)COVID-SFR Low-Income Home Energy Assistance Program.....	21,250	-	-
Subtotal	\$ 492,588	\$ 518,936	\$ 547,682
Supplemental Grants-Aged, Blind, and Disabled.....	123,211	114,011 ^e	115,320
Medical Assistance-Capitation.....	3,418,498	3,780,193 ^f	4,007,251
(F)Medical Assistance-Capitation.....	15,035,096	14,608,866 ^g	15,665,247
(F)COVID-Medical Assistance-Capitation (EA)	823,281	217,866	-
(A)MCO Assessment	2,119,488	2,045,247	2,177,747
(A)Statewide Hospital Assessment	746,044	976,869	1,235,600
(A)Ambulance IGT	945	2,573	2,573
Subtotal	\$ 22,143,352	\$ 21,631,614	\$ 23,088,418
Medical Assistance-Fee-for-Service	589,137	691,304 ^h	601,461
(F)Medical Assistance-Fee-for-Service	2,043,792	2,105,846 ⁱ	1,899,248
(F)COVID-Medical Assistance-Fee-for-Service (EA).....	169,213	29,255	-
(A)Hospital Assessment.....	146,201	220,910	186,801
(A)Statewide Hospital Assessment	198,328	176,847	138,912
(A)Miscellaneous Outpatient	1,017	1,883	1,017
(A)FQHC Alternative Payment Methodology IGT	15,945	14,161	17,502
(A)Hospital IGT	-	2,500	-
Subtotal	\$ 3,163,633	\$ 3,242,706	\$ 2,844,941
Payment to Federal Government-Medicare Drug Program.....	865,321	1,012,019	1,124,910
Medical Assistance-Workers with Disabilities.....	38,312	59,631 ^j	93,003
(F)Medical Assistance-Workers with Disabilities	70,372	60,546 ^k	93,892
(F)COVID-Medical Assistance-Workers with Disabilities (EA)	4,846	929	-
Subtotal	\$ 113,530	\$ 121,106	\$ 186,895
Medical Assistance-Physician Practice Plans.....	9,706	10,071	10,071
(F)Medical Assistance-Physician Practice Plans	11,009	11,557	12,198
(F)COVID-Medical Assistance-Physician Practice Plans (EA).....	365	-	-
Subtotal	\$ 21,080	\$ 21,628	\$ 22,269
Medical Assistance-Hospital-Based Burn Centers	3,975	4,438	4,438
(F)Medical Assistance-Hospital-Based Burn Centers	4,807	5,234	5,444
(F)COVID-Medical Assistance-Hospital-Based Burn Centers (EA).....	463	-	-
Subtotal	\$ 9,245	\$ 9,672	\$ 9,882
Medical Assistance-Critical Access Hospitals	11,364	14,472	14,472
(F)Medical Assistance-Critical Access Hospitals	17,612	20,846 ^l	21,678
(F)COVID-Medical Assistance-Critical Access Hospitals (EA).....	1,694	-	-
(A)Statewide Hospital Assessment	3,200	3,200	3,200
Subtotal	\$ 33,870	\$ 38,518	\$ 39,350

Summary by Fund and Appropriation

(Dollar Amounts in Thousands)

	2022-23 ACTUAL	2023-24 AVAILABLE	2024-25 BUDGET
Medical Assistance-Obstetric and Neonatal Services	2,986	3,682	3,682
(F)Medical Assistance-Obstetric and Neonatal Services	7,238	7,881	8,197
(F)COVID-Medical Assistance-Obstetric and Neonatal Services (EA)	696	-	-
(A)Statewide Hospital Assessment	3,000	3,000	3,000
Subtotal	<u>\$ 13,920</u>	<u>\$ 14,563</u>	<u>\$ 14,879</u>
Medical Assistance-Trauma Centers	7,755	8,657	8,657
(F)Medical Assistance-Trauma Centers	9,378	10,211	10,620
(F)COVID-Medical Assistance-Trauma Centers (EA)	902	-	-
Subtotal	<u>\$ 18,035</u>	<u>\$ 18,868</u>	<u>\$ 19,277</u>
Medical Assistance-Academic Medical Centers	22,111	24,682	24,682
(F)Medical Assistance-Academic Medical Centers	26,738	29,114	30,277
(F)COVID-Medical Assistance-Academic Medical Centers (EA)	2,571	-	-
Subtotal	<u>\$ 51,420</u>	<u>\$ 53,796</u>	<u>\$ 54,959</u>
Medical Assistance-Transportation	64,373	67,485	69,532
(F)Medical Assistance-Transportation	92,264	99,255 ^m	91,050
(F)COVID-Medical Assistance-Transportation (EA)	2,089	365	-
Subtotal	<u>\$ 158,726</u>	<u>\$ 167,105</u>	<u>\$ 160,582</u>
Expanded Medical Services for Women	6,263	8,263	8,263
(F)TANFBG-Alternatives to Abortion	1,000	1,000	-
Subtotal	<u>\$ 7,263</u>	<u>\$ 9,263</u>	<u>\$ 8,263</u>
Children's Health Insurance Program	75,561	67,711	82,019
(F)Children's Health Insurance Program	299,144	234,515	273,437
(F)COVID-Children's Health Insurance Program (EA)	11,707	1,976	-
(A)MCO Assessment	6,518	10,407	12,827
(A)Vision Services Donations	-	800	800
(R)Children's Health Insurance Program	30,730	30,730	30,730
Subtotal	<u>\$ 423,660</u>	<u>\$ 346,139</u>	<u>\$ 399,813</u>
Medical Assistance-Long-Term Living	131,981	167,434 ⁿ	134,718
(F)Medical Assistance-Long-Term Living	144,183	155,330 ^o	117,436
(F)COVID-Medical Assistance-Long-Term Living (EA)	12,903	1,979	-
(F)COVID-SFR Long-Term Living Programs	250,000	-	-
(A)Attendant Care Patient Fees	284	250	250
(A)Attendant Care Parking Fines	51	51	51
Subtotal	<u>\$ 539,402</u>	<u>\$ 325,044</u>	<u>\$ 252,455</u>
Medical Assistance-Community HealthChoices	4,460,046	5,213,680 ^p	5,433,184
(F)Medical Assistance-Community HealthChoices	7,514,862	7,953,676	8,233,174
(F)COVID-Medical Assistance-Community HealthChoices (EA)	804,454	199,239	-
(A)County IGT	137,157	133,824	133,824
(A)Nursing Home Assessments	336,998	458,294	458,294

Summary by Fund and Appropriation

(Dollar Amounts in Thousands)

	2022-23 ACTUAL	2023-24 AVAILABLE	2024-25 BUDGET
(A)Statewide Hospital Assessment	61,801	65,424	65,053
(A)MCO Assessment	59,164	56,692	59,204
(A)Ambulance IGT	315	678	678
Subtotal	\$ 13,374,797	\$ 14,081,507	\$ 14,383,411
Long-Term Care Managed Care.....	153,132	173,678 ^q	178,395
(F)Medical Assistance-Long-Term Care Managed Care.....	197,253	213,887	216,717
(F)COVID-Medical Assistance-Long-Term Care Managed Care (EA)	21,526	3,941	-
Subtotal	\$ 371,911	\$ 391,506	\$ 395,112
Intellectual Disabilities-Community Base Program.....	146,126	150,970 ^r	160,799
(F)Medical Assistance-Community ID Services.....	85,263	91,346	93,008
(F)Autism Spectrum Disorder Surveillance Program	-	675	450
(F)SSBG-Community ID Services	7,451	7,451	7,451
(F)Disability Innovation-Community ID Services (EA).....	-	568	517
(F)COVID-Medical Assistance-Community ID Services (EA).....	1,306	621	-
Subtotal	\$ 240,146	\$ 251,631	\$ 262,225
Intellectual Disabilities-Intermediate Care Facilities	146,547	179,977 ^t	197,303
(F)Medical Assistance-ID/ICF	243,218	242,743	279,531
(F)COVID-Medical Assistance-ID/ICF (EA)	23,562	4,669	-
(A)ID Assessment-ID/ICF.....	24,586	24,586	24,586
Subtotal	\$ 437,913	\$ 451,975	\$ 501,420
Intellectual Disabilities-Community Waiver Program	1,877,366	2,290,882 ^u	2,645,523
(F)Medical Assistance-Community ID Waiver Program.....	2,815,725	2,805,681	3,056,097
(F)COVID-Medical Assistance-Community ID Waiver Program (EA).....	240,999	51,385	-
Transfer to HCBS-Individuals with Intellectual Disabilities (EA).....	-	10,783	-
(R)HCBS-Individuals with Intellectual Disabilities	-	-	-
Subtotal	\$ 4,934,090	\$ 5,158,731	\$ 5,701,620
Intellectual Disabilities-Lansdowne Residential Services	200	-	-
Autism Intervention and Services	27,610	31,679	35,838
(F)Medical Assistance-Autism Intervention Services.....	41,277	43,663	47,514
(F)COVID-Medical Assistance-Autism Intervention Services (EA).....	3,531	611	-
Subtotal	\$ 72,418	\$ 75,953	\$ 83,352
Behavioral Health Services.....	57,149	57,149	57,149
Special Pharmaceutical Services.....	500	500	500
County Child Welfare	1,482,362	1,492,635	1,494,733
(F)Child Welfare Services	40,061	40,561	41,326
(F)Child Welfare-Title IV-E	428,863	441,082	456,921
(F)COVID-Child Welfare-Title IV-E (EA).....	17,129	2,904	-
(F)Medical Assistance-Child Welfare	1,521	1,521	2,771
(F)TANFBG-Child Welfare	58,508	73,508	58,508

Summary by Fund and Appropriation

(Dollar Amounts in Thousands)

	2022-23	2023-24	2024-25
	ACTUAL	AVAILABLE	BUDGET
(F)SSBG-Child Welfare	12,021	12,021	12,021
(F)Child Welfare Training and Certification.....	20,000	21,750	22,700
(F)Community-Based Family Resource and Support	143	143	344
(F)Child Abuse Prevention and Treatment	12,500	12,515	12,515
(F)Title IV-B-Caseworker Visits	1,000	1,000	1,000
(F)Children's Justice Act	1,450	1,555	1,555
(A)Birth Certificate-Mandated Reporter Training.....	953	953	953
Subtotal	<u>\$ 2,076,511</u>	<u>\$ 2,102,148</u>	<u>\$ 2,105,347</u>
Community-Based Family Centers	34,558	34,558	34,558
(F)Family Preservation-Family Centers	2,691	2,691	2,691
(F)Family Resource and Support-Family Centers.....	480	1,530	1,530
(F)Title IV-B-Family Centers.....	5,871	5,871	5,871
(F)MCH-Early Childhood Home Visiting	16,300	16,330	16,330
(F)Early Childhood Comprehensive Systems.....	387	256	256
(F)Preschool Development Grant (EA).....	-	16,000	16,000
Subtotal	<u>\$ 60,287</u>	<u>\$ 77,236</u>	<u>\$ 77,236</u>
Child Care Services.....	181,482	271,859	301,190
(F)CCDFBG-Child Care Services.....	512,121	554,965 ^w	577,405
(F)COVID-CCDFBG-Child Care Services (EA)	150	-	-
(F)SSBG-Child Care Services.....	30,977	30,977	30,977
(F)Head Start Collaboration Project	225	225	505
Subtotal	<u>\$ 724,955</u>	<u>\$ 858,026</u>	<u>\$ 910,077</u>
Child Care Assistance.....	109,885	123,255	125,633
(F)TANFBG-Child Care Assistance.....	360,696	344,987	193,885
(F)CCDFBG-Child Care Assistance	57,264	31,526	71,406
(F)SNAP-Child Care Assistance	3,443	4,376	2,685
(A)Early Childhood Education-PKC PELICAN Expansion	2,149	2,149	2,149
Subtotal	<u>\$ 533,437</u>	<u>\$ 506,293</u>	<u>\$ 395,758</u>
Nurse Family Partnership	14,087	14,112	14,042
(F)Medical Assistance-Nurse Family Partnership.....	3,627	3,677	3,763
(F)COVID-Medical Assistance-Nurse Family Partnership (EA).....	91	16	-
Subtotal	<u>\$ 17,805</u>	<u>\$ 17,805</u>	<u>\$ 17,805</u>
Early Intervention	170,104	185,541	202,205
(F)Medical Assistance-Early Intervention	79,118	87,231	92,668
(F)COVID-Medical Assistance-Early Intervention (EA).....	6,366	1,250	-
(F)Education for Children with Disabilities-Early Intervention.....	16,249	17,368	17,368
(F)COVID-IDEA-Infants and Toddlers (EA)	707	-	-
Subtotal	<u>\$ 272,544</u>	<u>\$ 291,390</u>	<u>\$ 312,241</u>

Summary by Fund and Appropriation

(Dollar Amounts in Thousands)

	2022-23 ACTUAL	2023-24 AVAILABLE	2024-25 BUDGET
Domestic Violence	20,093	20,093	25,093
(F)Family Violence Prevention Services.....	4,355	5,000	5,000
(F)SSBG-Domestic Violence Programs.....	5,705	5,705	5,705
(F)PHHSBG-Domestic Violence (EA).....	100	100	100
(A)Marriage Law Fees	833	833	833
Subtotal	<u>\$ 31,086</u>	<u>\$ 31,731</u>	<u>\$ 36,731</u>
Rape Crisis	11,921	11,921	11,921
(F)SSBG-Rape Crisis.....	1,721	1,721	1,721
Subtotal	<u>\$ 13,642</u>	<u>\$ 13,642</u>	<u>\$ 13,642</u>
Breast Cancer Screening	1,828	1,828	1,828
(F)SSBG-Family Planning.....	2,000	2,000	2,000
Subtotal	<u>\$ 3,828</u>	<u>\$ 3,828</u>	<u>\$ 3,828</u>
Human Services Development Fund	13,460	13,460	13,460
Legal Services	4,161	4,161	11,000
(F)SSBG-Legal Services.....	5,049	5,049	5,049
Subtotal	<u>\$ 9,210</u>	<u>\$ 9,210</u>	<u>\$ 16,049</u>
Homeless Assistance	18,496	18,496	28,496
(F)SSBG-Homeless Services.....	4,183	4,183	4,183
(F)COVID-Rental and Utility Assistance (EA).....	350	500	-
Subtotal	<u>\$ 23,029</u>	<u>\$ 23,179</u>	<u>\$ 32,679</u>
211 Communications	750	750	750
Health Program Assistance and Services	36,790	40,133	-
Services for the Visually Impaired	3,702	4,702	4,702
Subtotal - State Funds.....	\$ 14,356,649	\$ 16,397,095	\$ 17,319,922
Subtotal - Federal Funds.....	33,236,060	31,477,517	32,338,483
Subtotal - Augmentations.....	3,864,977	4,202,131	4,525,854
Subtotal - Restricted.....	30,730	30,730	30,730
Total - Grants and Subsidies.....	<u>\$ 51,488,416</u>	<u>\$ 52,107,473</u>	<u>\$ 54,214,989</u>
STATE FUNDS	\$ 16,003,599	\$ 18,129,194	\$ 19,270,073
FEDERAL FUNDS	35,008,501	33,230,745	34,167,551
AUGMENTATIONS.....	3,982,371	4,308,759	4,633,001
RESTRICTED	30,730	30,730	30,730
GENERAL FUND TOTAL	<u>\$ 55,025,201</u>	<u>\$ 55,699,428</u>	<u>\$ 58,101,355</u>

Summary by Fund and Appropriation

(Dollar Amounts in Thousands)

	2022-23 ACTUAL	2023-24 AVAILABLE	2024-25 BUDGET
LOTTERY FUND:			
<i>Grants and Subsidies:</i>			
Medical Assistance-Transportation Services	\$ 3,800	\$ 4,000	\$ 4,000
Medical Assistance-Community HealthChoices	348,966	348,966	348,966
Total - Grants and Subsidies	\$ 352,766	\$ 352,966	\$ 352,966
LOTTERY FUND TOTAL.....	\$ 352,766	\$ 352,966	\$ 352,966
OTHER FUNDS:			
CHILDREN'S TRUST FUND:			
Children's Trust Fund (EA)	\$ 1,400	\$ 1,400	\$ 1,400
TOBACCO SETTLEMENT FUND:			
Medical Care for Workers with Disabilities (EA)	\$ 106,536	\$ 108,067	\$ 99,941
(F)Medical Assistance-Workers with Disabilities (EA)	132,554	127,534	121,400
(F)COVID-Medical Assistance-Workers with Disabilities (EA)	14,991	2,441	-
Subtotal	\$ 254,081	\$ 238,042	\$ 221,341
Uncompensated Care (EA)	29,049	29,466	27,250
(F)Medical Assistance-Uncompensated Care (EA)	33,199	34,759	33,427
(F)COVID-Medical Assistance-Uncompensated Care (EA)	1,597	-	-
Subtotal	\$ 63,845	\$ 64,225	\$ 60,677
Medical Assistance-Community HealthChoices	152,260	154,489	142,647
TOBACCO SETTLEMENT FUND TOTAL.....	\$ 470,186	\$ 456,756	\$ 424,665
DEPARTMENT TOTAL - ALL FUNDS			
GENERAL FUND	\$ 16,003,599	\$ 18,129,194	\$ 19,270,073
MOTOR LICENSE FUND.....	-	-	-
LOTTERY FUND.....	352,766	352,966	352,966
FEDERAL FUNDS	35,008,501	33,230,745	34,167,551
AUGMENTATIONS.....	3,982,371	4,308,759	4,633,001
RESTRICTED	30,730	30,730	30,730
OTHER FUNDS	471,586	458,156	426,065
TOTAL ALL FUNDS	\$ 55,849,553	\$ 56,510,550	\$ 58,880,386

Summary by Fund and Appropriation

- ^a Reflects recommended appropriation reduction of \$110,000.
- ^b Includes recommended supplemental appropriation of \$500,000.
- ^c Includes recommended supplemental appropriation of \$11,386,000.
- ^d Includes recommended supplemental appropriation of \$1,000,000.
- ^e Reflects recommended appropriation reduction of \$12,263,000.
- ^f Reflects recommended appropriation reduction of \$254,486,000.
- ^g Reflects recommended appropriation reduction of \$1,000,000,000.
- ^h Reflects recommended appropriation reduction of \$64,530,000.
- ⁱ Includes recommended supplemental appropriation of \$23,583,000.
- ^j Reflects recommended appropriation reduction of \$6,061,000.
- ^k Includes recommended supplemental appropriation of \$1,356,000.
- ^l Includes recommended supplemental appropriation of \$1,669,000.
- ^m Includes recommended supplemental appropriation of \$4,665,000.
- ⁿ Includes recommended supplemental appropriation of \$17,789,000.
- ^o Includes recommended supplemental appropriation of \$51,551,000.
- ^p Reflects recommended appropriation reduction of \$175,209,000.
- ^q Includes recommended supplemental appropriation of \$782,000.
- ^r Reflects recommended appropriation reduction of \$3,055,000.
- ^s Includes recommended supplemental appropriation of \$225,000.
- ^t Includes recommended supplemental appropriation of \$13,623,000.
- ^u Reflects recommended appropriation reduction of \$32,487,000.
- ^v General Fund transfer to HCBS-Individuals with Intellectual Disabilities restricted account not added to avoid double counting.
- ^w Includes recommended supplemental appropriation of \$14,700,000.

Program Funding Summary

(Dollar Amounts in Thousands)

	2022-23 Actual	2023-24 Available	2024-25 Budget	2025-26 Estimated	2026-27 Estimated	2027-28 Estimated	2028-29 Estimated
HUMAN SERVICES SUPPORT:							
GENERAL FUND.....	\$ 214,460	\$ 231,995	\$ 255,107	\$ 257,082	\$ 260,624	\$ 260,624	\$ 260,624
MOTOR LICENSE FUND...	-	-	-	-	-	-	-
LOTTERY FUND	-	-	-	-	-	-	-
FEDERAL FUNDS	304,253	339,226	368,008	369,885	372,470	373,173	373,173
AUGMENTATIONS.....	10,341	10,133	10,133	10,133	10,133	10,133	10,133
RESTRICTED.....	-	-	-	-	-	-	-
OTHER FUNDS	-	-	-	-	-	-	-
SUBCATEGORY TOTAL ...	\$ 529,054	\$ 581,354	\$ 633,248	\$ 637,100	\$ 643,227	\$ 643,930	\$ 643,930
MEDICAL ASSISTANCE AND HEALTH CARE DELIVERY:							
GENERAL FUND.....	\$ 5,115,362	\$ 5,752,608	\$ 6,052,441	\$ 6,185,308	\$ 6,376,353	\$ 6,559,686	\$ 6,749,263
MOTOR LICENSE FUND...	-	-	-	-	-	-	-
LOTTERY FUND	3,800	4,000	4,000	4,000	4,000	4,000	4,000
FEDERAL FUNDS	18,636,277	17,445,262	18,111,288	18,554,754	18,971,710	19,384,685	19,807,353
AUGMENTATIONS.....	3,240,686	3,458,397	3,779,979	3,886,952	3,932,626	3,933,368	3,934,158
RESTRICTED.....	30,730	30,730	30,730	30,730	30,730	30,730	30,730
OTHER FUNDS	317,926	302,267	282,018	283,213	283,213	283,213	283,213
SUBCATEGORY TOTAL ...	\$27,344,781	\$26,993,264	\$28,260,456	\$28,944,957	\$29,598,632	\$30,195,682	\$30,808,717
LONG-TERM LIVING:							
GENERAL FUND.....	\$ 4,745,159	\$ 5,554,792	\$ 5,746,297	\$ 6,045,281	\$ 6,226,638	\$ 6,413,437	\$ 6,605,840
MOTOR LICENSE FUND...	-	-	-	-	-	-	-
LOTTERY FUND	348,966	348,966	348,966	348,966	348,966	348,966	348,966
FEDERAL FUNDS	8,945,181	8,528,052	8,567,327	8,824,347	9,089,077	9,361,750	9,642,602
AUGMENTATIONS.....	595,770	715,213	717,354	719,984	719,984	719,984	719,984
RESTRICTED.....	-	-	-	-	-	-	-
OTHER FUNDS	152,260	154,489	142,647	142,647	142,647	142,647	142,647
SUBCATEGORY TOTAL ...	\$14,787,336	\$15,301,512	\$15,522,591	\$16,081,225	\$16,527,312	\$16,986,784	\$17,460,039
INCOME MAINTENANCE:							
GENERAL FUND.....	\$ 528,423	\$ 553,956	\$ 621,169	\$ 630,053	\$ 641,573	\$ 641,573	\$ 641,573
MOTOR LICENSE FUND...	-	-	-	-	-	-	-
LOTTERY FUND	-	-	-	-	-	-	-
FEDERAL FUNDS	1,446,598	1,479,581	1,492,931	1,485,923	1,485,223	1,485,223	1,485,223
AUGMENTATIONS.....	12,929	14,008	14,632	10,632	10,632	10,632	10,632
RESTRICTED.....	-	-	-	-	-	-	-
OTHER FUNDS	-	-	-	-	-	-	-
SUBCATEGORY TOTAL ...	\$ 1,987,950	\$ 2,047,545	\$ 2,128,732	\$ 2,126,608	\$ 2,137,428	\$ 2,137,428	\$ 2,137,428

Program Funding Summary

(Dollar Amounts in Thousands)

	2022-23 Actual	2023-24 Available	2024-25 Budget	2025-26 Estimated	2026-27 Estimated	2027-28 Estimated	2028-29 Estimated
MENTAL HEALTH AND SUBSTANCE ABUSE SERVICES:							
GENERAL FUND.....	\$ 923,742	\$ 943,216	\$ 1,028,823	\$ 1,056,997	\$ 1,063,249	\$ 1,063,249	\$ 1,063,249
MOTOR LICENSE FUND...	-	-	-	-	-	-	-
LOTTERY FUND	-	-	-	-	-	-	-
FEDERAL FUNDS	324,412	321,366	342,889	342,889	342,889	342,889	342,889
AUGMENTATIONS.....	71,405	68,395	68,290	67,995	67,995	67,995	67,995
RESTRICTED.....	-	-	-	-	-	-	-
OTHER FUNDS	-	-	-	-	-	-	-
SUBCATEGORY TOTAL ...	\$ 1,319,559	\$ 1,332,977	\$ 1,440,002	\$ 1,467,881	\$ 1,474,133	\$ 1,474,133	\$ 1,474,133
INTELLECTUAL DISABILITIES/AUTISM:							
GENERAL FUND.....	\$ 2,308,959	\$ 2,764,618	\$ 3,156,762	\$ 3,409,115	\$ 3,511,116	\$ 3,625,786	\$ 3,741,285
MOTOR LICENSE FUND...	-	-	-	-	-	-	-
LOTTERY FUND	-	-	-	-	-	-	-
FEDERAL FUNDS	3,627,708	3,354,499	3,607,699	3,824,978	3,947,284	4,074,868	4,203,721
AUGMENTATIONS.....	47,302	38,668	38,668	38,668	38,668	38,668	38,668
RESTRICTED.....	-	-	-	-	-	-	-
OTHER FUNDS	-	-	-	-	-	-	-
SUBCATEGORY TOTAL ...	\$ 5,983,969	\$ 6,157,785	\$ 6,803,129	\$ 7,272,761	\$ 7,497,068	\$ 7,739,322	\$ 7,983,674
HUMAN SERVICES:							
GENERAL FUND.....	\$ 1,657,378	\$ 1,698,684	\$ 1,731,846	\$ 1,735,643	\$ 1,739,253	\$ 1,739,253	\$ 1,739,253
MOTOR LICENSE FUND...	-	-	-	-	-	-	-
LOTTERY FUND	-	-	-	-	-	-	-
FEDERAL FUNDS	627,309	643,483	644,069	644,069	644,069	644,069	644,069
AUGMENTATIONS.....	1,789	1,796	1,796	1,796	1,796	1,796	1,796
RESTRICTED.....	-	-	-	-	-	-	-
OTHER FUNDS	-	-	-	-	-	-	-
SUBCATEGORY TOTAL ...	\$ 2,286,476	\$ 2,343,963	\$ 2,377,711	\$ 2,381,508	\$ 2,385,118	\$ 2,385,118	\$ 2,385,118
CHILD DEVELOPMENT:							
GENERAL FUND.....	\$ 510,116	\$ 629,325	\$ 677,628	\$ 683,116	\$ 683,116	\$ 683,116	\$ 683,116
MOTOR LICENSE FUND...	-	-	-	-	-	-	-
LOTTERY FUND	-	-	-	-	-	-	-
FEDERAL FUNDS	1,096,763	1,119,276	1,033,340	1,095,783	1,079,783	1,079,783	1,079,783
AUGMENTATIONS.....	2,149	2,149	2,149	2,149	2,149	2,149	2,149
RESTRICTED.....	-	-	-	-	-	-	-
OTHER FUNDS	1,400	1,400	1,400	1,400	1,400	1,400	1,400
SUBCATEGORY TOTAL ...	\$ 1,610,428	\$ 1,752,150	\$ 1,714,517	\$ 1,782,448	\$ 1,766,448	\$ 1,766,448	\$ 1,766,448

Program Funding Summary

(Dollar Amounts in Thousands)

	2022-23	2023-24	2024-25	2025-26	2026-27	2027-28	2028-29
	Actual	Available	Budget	Estimated	Estimated	Estimated	Estimated
ALL PROGRAMS:							
GENERAL FUND.....	\$ 16,003,599	\$ 18,129,194	\$ 19,270,073	\$ 20,002,595	\$ 20,501,922	\$ 20,986,724	\$ 21,484,203
MOTOR LICENSE FUND...	-	-	-	-	-	-	-
LOTTERY FUND	352,766	352,966	352,966	352,966	352,966	352,966	352,966
FEDERAL FUNDS	35,008,501	33,230,745	34,167,551	35,142,628	35,932,505	36,746,440	37,578,813
AUGMENTATIONS.....	3,982,371	4,308,759	4,633,001	4,738,309	4,783,983	4,784,725	4,785,515
RESTRICTED.....	30,730	30,730	30,730	30,730	30,730	30,730	30,730
OTHER FUNDS	471,586	458,156	426,065	427,260	427,260	427,260	427,260
DEPARTMENT TOTAL.....	<u>\$55,849,553</u>	<u>\$56,510,550</u>	<u>\$58,880,386</u>	<u>\$60,694,488</u>	<u>\$62,029,366</u>	<u>\$63,328,845</u>	<u>\$64,659,487</u>

Program: Human Services Support

Goal: To provide effective administrative and support systems through which the substantive programs of the department can be operated.

The [Department of Human Services \(DHS\)](#) provides support management and the administrative systems necessary to implement, maintain, and monitor critical programs.

Information systems support the management of human services by providing timely and accurate information that enables the integration of numerous client services and tracks individual progress toward self-sufficiency. The continued creation and expansion of web-based applications allows for more online services and efficient maintenance of common client and provider databases, as well as case management systems, for use across programs.

The [Medical Assistance \(MA\) Third-Party Liability](#) program is also included as part of Human Services Support. The program strives to ensure the health, safety, and well-being of Pennsylvanians who are vulnerable due to age or disability by [inspecting, licensing, and otherwise regulating](#) residential settings and other services that support them. Responsibilities include the oversight and administration of the various licensing statutes, regulations, and policy to protect the populations living or receiving services in licensed facilities.

Human Services Support also includes the administration of the [Adult Protective Services](#) program to safeguard the rights and protect the well-being of adults who lack the capacity to protect themselves.

Program Recommendations:

This budget recommends the following changes: (Dollar Amounts in Thousands)

General Government Operations			Information Systems		
\$ 5,502	—to continue current program.	\$ 15,851	—to continue current projects.		
2,888	—to reflect change in federal earnings.	750	—system enhancements to expand food resources to children during non-school months.		
748	—to continue Adult Protective Services program.		—to replace federal funding received in 2023-24 for COVID-19 response.		
617	—Initiative—to provide increased access to quality services provided by the department.	96	—to reflect change in federal earnings.		
<u>\$ 9,755</u>	<i>Appropriation Increase</i>	<u>(4,340)</u>	—Initiative—system enhancements for increased minimum monthly SNAP benefit for elderly or disabled individuals.		
		1,000			
		<u>\$ 13,357</u>	<i>Appropriation Increase</i>		

Appropriations within this Program:

	(Dollar Amounts in Thousands)						
	2022-23	2023-24	2024-25	2025-26	2026-27	2027-28	2028-29
	Actual	Available	Budget	Estimated	Estimated	Estimated	Estimated
GENERAL FUND:							
General Government Operations	\$ 120,016	\$ 128,196	\$ 137,951	\$ 141,676	\$ 145,218	\$ 145,218	\$ 145,218
Information Systems	93,694	103,049	116,406	114,656	114,656	114,656	114,656
211 Communications	750	750	750	750	750	750	750
<u>TOTAL GENERAL FUND.....</u>	<u>\$ 214,460</u>	<u>\$ 231,995</u>	<u>\$ 255,107</u>	<u>\$ 257,082</u>	<u>\$ 260,624</u>	<u>\$ 260,624</u>	<u>\$ 260,624</u>

Program: Human Services Support, continued

Program Measures:

	2018-19	2019-20	2020-21	2021-22	2022-23	2023-24	2024-25
	Actual	Actual	Actual	Actual	Actual	Estimated	Estimated
Maintain services and supports that will improve the cost effectiveness of human services programs.							
Percentage of all applications submitted online through COMPASS.....	42.7%	52.4%	70.6%	65.4%	63.8%	64.4%	64.6%
Percentage of all COMPASS users who are also using the mobile application.....	30.7%	32.7%	40.8%	47.0%	47.0%	49.0%	51.0%
Average number of days to process an application - MA/NH/Waiver	12.8	12.0	11.6	11.9	12.2	12.0	12.0
Average number of days to process an application - TANF	10.2	10.3	15.1	14.0	12.9	12.0	12.0
Average number of days to process an application - SNAP	7.0	6.6	6.0	6.2	6.7	6.0	6.0

Program: Medical Assistance and Health Care Delivery

Goal: To support a health care delivery system that provides comprehensive health care services in appropriate settings for the eligible populations.

Pennsylvania's [MA program](#) provides access to comprehensive physical and behavioral health care services for low-income individuals and families. The [Children's Health Insurance Program \(CHIP\)](#) provides free or low-cost health insurance coverage to uninsured children whose families earn too much to qualify for MA, but who could not afford to purchase private insurance. Beginning April 2015, Pennsylvania expanded Medicaid to include individuals up to 138 percent of the federal poverty level. Medicaid expansion resulted in coverage of over 1 million previously uninsured individuals through the MA program.

Medical Assistance-Capitation

Health care services for most MA recipients are provided through [managed care organizations \(MCOs\)](#) utilizing a per member per month rate per recipient enrolled. MCOs emphasize outpatient preventive health services and care management as a means of improving health outcomes and controlling costs. The coordinated approach allows enhanced continuity of care, improves recipients' access to primary care and specialized behavioral health programs, provides strengthened oversight of operational standards, and facilitates efficient utilization of limited health care resources.

Pennsylvania's mandatory managed care program is known as [HealthChoices](#). The [Physical Health \(PH\) managed care services](#) for a majority of MA recipients are administered by the Office of Medical Assistance Programs. The program is managed to emphasize quality, access, and value for the funds that are expended. The program is provided through grant agreements with eight risk-based MCOs in five geographic zones. PH-MCO enrollees receive medically necessary physical health services, which include inpatient, outpatient, primary care, pharmaceuticals, home health, dental, and vision services.

[Community HealthChoices \(CHC\)](#) is a mandatory managed care program for individuals dually eligible for Medicare and Medicaid and individuals with physical disabilities. CHC, which is administered by the Office of Long-Term Living, covers the physical health benefits, home and community-based services, and nursing facility services for the enrolled population. The [HealthChoices Behavioral Health \(BH\)](#) program, administered by the Office of Mental Health and Substance Abuse Services, is provided through contracts with counties who utilize an independent BH-MCO or through contracts directly with BH-MCOs. Services provided include psychiatric inpatient treatment, partial hospitalization, psychiatric outpatient services, Early Periodic Screening Diagnosis and Treatment services for children, case management, drug and alcohol detoxification, rehabilitation services, mobile mental health treatment, and peer support services.

Medical Assistance-Fee-for-Service

MA recipients not participating in the HealthChoices PH program or CHC are in the fee-for-service delivery system, including but not limited to: [Health Insurance Premium Payment](#) eligible members, residents of state institutions, and recipients age 21 and older that are dually eligible for Medicare and Medicaid and receive services through the Office of Developmental Programs. New MA recipients are usually enrolled in fee-for-service for a brief time before choosing an MCO and enrolling in the PH HealthChoices program or CHC.

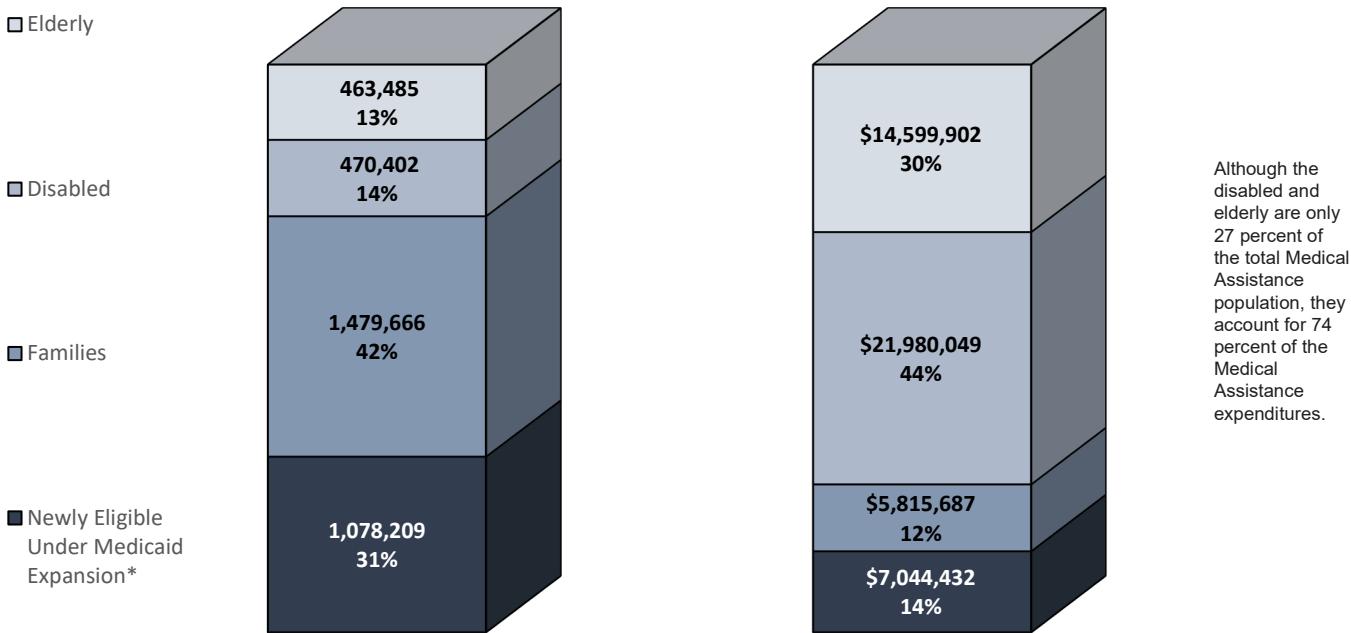
Inpatient and outpatient health care services for the remaining MA recipients are provided through the fee-for-service delivery system. Services are paid in accordance with the pre-established MA Fee Schedule. Additional payments are made to hospitals to partially offset the cost of uncompensated care or extraordinary medical services provided by hospitals to individuals with no, or inadequate, health care insurance.

Medical Assistance Transportation Program

The purpose of the [Medical Assistance Transportation Program \(MATP\)](#) is to coordinate and provide efficient and cost-effective non-emergency medical transportation to ensure access to health care services for MA recipients who have no other means of transportation available. MATP provides funding to counties, direct vendors, and a transportation broker in Philadelphia County to provide this service. Each is responsible for providing transportation to and from a medical facility, physician's office, dentist's office, hospital, clinic, pharmacy, or purveyor of medical equipment for the purpose of receiving medical treatment, medical evaluation, or purchasing prescription drugs or medical equipment.

Program: Medical Assistance and Health Care Delivery, continued

2024-25 Medicaid Appropriations and Enrollees by Category of Assistance
(Dollar Amounts in Thousands)



Although the disabled and elderly are only 27 percent of the total Medical Assistance population, they account for 74 percent of the Medical Assistance expenditures.

Number of Eligible People

Total Appropriations

* Medicaid expenditures includes Medical Assistance-Capitation, Medical Assistance-Fee-for-Service, Payment to Federal Government-Medicare Drug Program, Medical Assistance-Workers with Disabilities, Medical Assistance-Transportation, Medical Assistance-Long-Term Living, Medical Assistance-Community HealthChoices, Long-Term Care Managed Care, Intellectual Disabilities-Intermediate Care Facilities, Intellectual Disabilities-Community Waiver Program, and Autism Intervention and Services.

Expanded Medical Services for Women

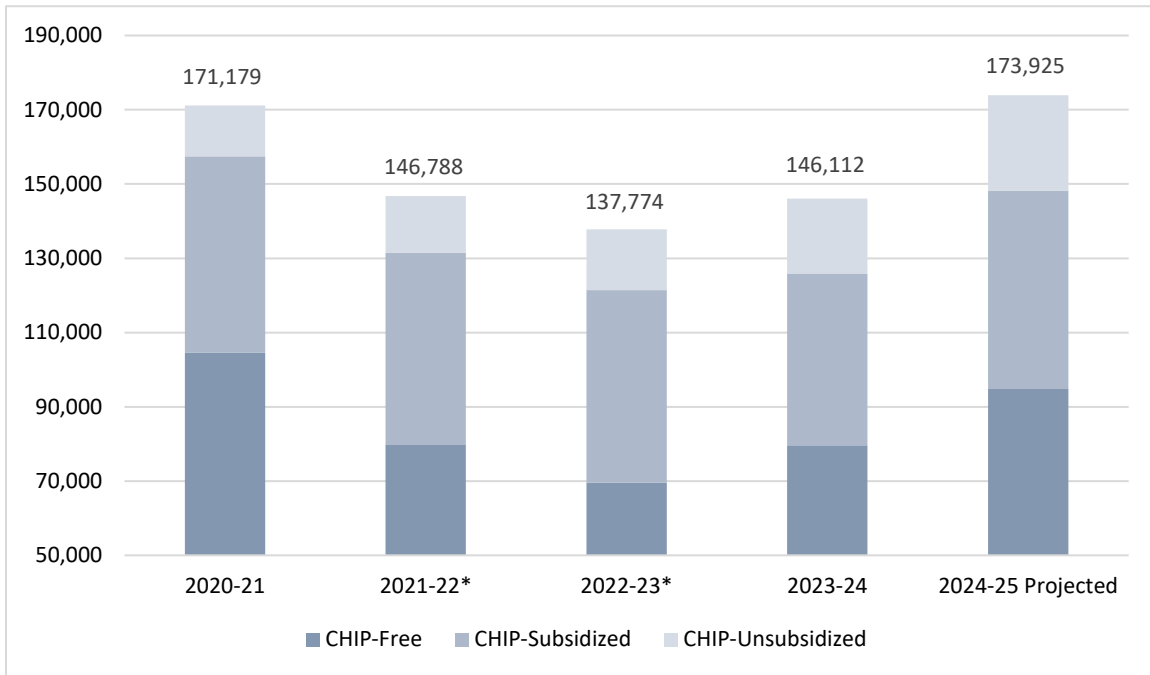
The department provides [women's service programs](#) to dismantle persistent health care barriers. Through a strong commitment to inclusivity, accessibility, and culturally relevant health care, the department is focused on empowering individuals seeking women's health care services, notably women, pregnant women, and new mothers. The program provides high-quality care available to everyone, regardless of background, identity, or income. Service programs consist of education, screening, testing, and menstrual services that address the needs of women, including pregnant and postpartum women and those seeking sexually transmitted infection testing.

Children's Health Insurance Program

The [Children's Health Insurance Program \(CHIP\)](#) provides free or low-cost health insurance coverage to uninsured children whose families earn too much to qualify for MA, but who could not afford to purchase private insurance. Eligible children must be under 19 years of age, a resident of Pennsylvania, and a citizen of the United States, U.S. national, or lawfully residing as determined by the U.S. Citizenship and Immigration Service. CHIP offers a comprehensive package of benefits including well-child visits, immunizations, prescription coverage, emergency care, inpatient services, mental health services, hearing, vision, and dental services. The income eligibility limit for subsidized coverage, with cost-sharing (including co-payments) on a sliding scale, is 314 percent of the federal poverty level with higher income families able to purchase health care coverage at the Commonwealth's cost.

Program: Medical Assistance and Health Care Delivery, continued

Children’s Health Insurance Children Served



Pennsylvania’s Children’s Health Insurance Program (CHIP) has been a national leader in ensuring that access to free or subsidized health care is available for children of low-income families. It is projected that an average of 173,925 children will be served by the program in 2024-25. * Decline in enrollment is due to children moving to Medical Assistance as a result of the impact of COVID-19 on parental income.

Program Recommendations:

This budget recommends the following changes: (Dollar Amounts in Thousands)

GENERAL FUND:

Medical Assistance-Capitation			
\$ 613,802	—to reflect change in enrollment and rate increases.	5,180	—to maintain home and community-based services following reduction in ARPA enhanced FMAP rate.
201,276	—to reflect change in the State Directed Payments.	(386,268)	—to reflect change in assessment revenue.
164,495	—to replace federal funding received in 2023-24 for COVID-19 response.	(343,529)	—to reflect impact of redeterminations after end of federal public health emergency.
64,966	—to reflect impact of providing 12-month continuous coverage for children aged 4-18 beginning January 1, 2024, as required by federal law.	(205,202)	—revision of federal financial participation from a full-year blended rate of 53.59% to 54.8475%.
56,704	—to reflect impact of coverage reinstatement based on revised federal guidance.	(24,628)	—to reflect impact of the transfer of payments related to the Medical Care for Workers with Disabilities programs.
45,507	—to reflect shift of academic medical center payments from Medical Assistance-Fee-for-Service.	(14,326)	—to reflect change in pharmacy rebates.
21,812	—to reflect change in provider performance and incentive payments.	(8,083)	—to reflect change in administrative/cash flow adjustments and other requirements.
18,426	—to annualize increased Medicaid reimbursement rates for emergency medical services beginning January 1, 2024.	318	—Initiative—for increased rates in the family planning fee schedule.
16,608	—to reflect change in timing of academic medical center payments.	\$ 227,058	<i>Appropriation Increase</i>

Program: Medical Assistance and Health Care Delivery, continued

Program Recommendations, continued:

This budget recommends the following changes: (Dollar Amounts in Thousands)

	Medical Assistance-Fee-for-Service		Medical Assistance-Workers with Disabilities
\$ (47,710)	—nonrecurring prior-year payments.	\$ 20,453	—to reflect change in caseload and utilization.
(22,387)	—nonrecurring prior-year carryover costs.	8,126	—to reflect change in available Tobacco Settlement Funds.
(10,050)	—funding reduction.		—to reflect impact of Workers with Job Success program.
35,313	—to reflect change in assessment revenue.	6,347	—to replace federal funding received in 2023-24 for COVID-19 response.
29,255	—to replace federal funding received in 2023-24 for COVID-19 response.	3,334	—revision of federal financial participation from a full-year blended rate of 53.59% to 54.8475%.
16,851	—increase in costs and clients eligible for Medicare Part A and B premiums.	(4,888)	
7,034	—to reflect change in caseload and utilization including prescription drugs.	\$ 33,372	<i>Appropriation Increase</i>
634	—to annualize increased Medicaid reimbursement rates for emergency medical services beginning January 1, 2024.	\$ 2,154	Medical Assistance-Transportation
(45,507)	—to reflect shift of academic medical center payments to Medical Assistance-Capitation.	365	—to reflect change in caseload and utilization.
(27,051)	—to reflect impact of coverage reinstatement based on revised federal guidance.	(472)	—to replace federal funding received in 2023-24 for COVID-19 response.
(19,511)	—revision of federal financial participation from a full-year blended rate of 53.59% to 54.8475%.	\$ 2,047	—revision of federal financial participation from a full-year blended rate of 53.59% to 54.8475%.
(7,768)	—to reflect change in administrative/cash flow adjustments and other payments.	\$ 3,190	<i>Appropriation Increase</i>
1,054	—Initiative—for increased grant payments and rates in the family planning fee schedule.	15,042	Children's Health Insurance Program
\$ (89,843)	<i>Appropriation Decrease</i>	2,995	—to continue current program.
	Payment to Federal Government-Medicare Drug Program	1,880	—to reflect impact of redeterminations after end of federal public health emergency.
\$ 75,302	—to reflect increase in mandated payback for pharmacy services.	1,189	—to provide for a rate increase.
37,589	—to replace federal funding received in 2023-24 for COVID-19 response.	(5,035)	—to reflect impact of coverage reinstatement based on revised federal guidance.
\$ 112,891	<i>Appropriation Increase</i>	(2,533)	—to replace federal funding received in 2023-24 for COVID-19 response.
		(2,420)	—to reflect change in CHIP premium arrearages.
		\$ 14,308	—revision of federal financial participation from a full-year blended rate of 67.51% to 68.39%.
			—to reflect change in assessment revenue.
			<i>Appropriation Increase</i>

Program: Medical Assistance and Health Care Delivery, continued

Appropriations within this Program:

(Dollar Amounts in Thousands)

	2022-23	2023-24	2024-25	2025-26	2026-27	2027-28	2028-29
	Actual	Available	Budget	Estimated	Estimated	Estimated	Estimated
GENERAL FUND:							
Medical Assistance-Capitation.....	3,418,498	3,780,193	4,007,251	4,040,032	4,131,705	4,216,205	4,302,395
Medical Assistance-Fee-for-Service	589,137	691,304	601,461	619,473	638,026	657,135	676,817
Payment to Federal Government-Medicare Drug Program.....	865,321	1,012,019	1,124,910	1,182,427	1,242,884	1,306,433	1,373,231
Medical Assistance-Workers with Disabilities.....	38,312	59,631	93,003	112,339	122,713	128,921	135,279
Medical Assistance-Physician Practice Plans.....	9,706	10,071	10,071	10,071	10,071	10,071	10,071
Medical Assistance-Hospital-Based Burn Centers	3,975	4,438	4,438	4,438	4,438	4,438	4,438
Medical Assistance-Critical Access Hospitals.....	11,364	14,472	14,472	14,472	14,472	14,472	14,472
Medical Assistance-Obstetric and Neonatal Services	2,986	3,682	3,682	3,682	3,682	3,682	3,682
Medical Assistance-Trauma Centers	7,755	8,657	8,657	8,657	8,657	8,657	8,657
Medical Assistance-Academic Medical Centers	22,111	24,682	24,682	24,682	24,682	24,682	24,682
Medical Assistance-Transportation.....	64,373	67,485	69,532	73,009	76,659	80,492	84,517
Expanded Medical Services for Women...	6,263	8,263	8,263	8,263	8,263	8,263	8,263
Children's Health Insurance Program....	75,561	67,711	82,019	83,763	90,101	96,235	102,759
TOTAL GENERAL FUND.....	\$ 5,115,362	\$ 5,752,608	\$ 6,052,441	\$ 6,185,308	\$ 6,376,353	\$ 6,559,686	\$ 6,749,263
LOTTERY FUND:							
Medical Assistance-Transportation Services.....	\$ 3,800	\$ 4,000	\$ 4,000	\$ 4,000	\$ 4,000	\$ 4,000	\$ 4,000

Program: Medical Assistance and Health Care Delivery, continued

Program Measures:

	2018-19	2019-20	2020-21	2021-22	2022-23	2023-24	2024-25
	Actual	Actual	Actual	Actual	Actual	Estimated	Estimated
Maintain services and supports to eligible Pennsylvanians while helping them to improve their health and well-being.							
<u>Medical Assistance (in thousands):</u>							
Persons participating in Medical Assistance (monthly average)	2,886	2,882	3,186	3,451	3,658	3,496	3,492
Persons participating in Medical Assistance (monthly average) – Adults (ages 21 and older)	1,662	1,663	1,867	2,053	2,205	2,106	2,104
Persons participating in Medical Assistance (monthly average) – Children (under age 21)	1,224	1,219	1,319	1,398	1,453	1,390	1,388
Newly Medicaid-eligible adults receiving enhanced federal match under the Affordable Care Act (monthly average).....	759	837	1,025	1,114	1,176	1,047	1,105
<u>Managed Care:</u>							
Emergency room utilization (per 1,000 member-years)..... ^a	N/A	N/A	N/A	N/A	N/A	617.7	617.2
Inpatient utilization (total discharges per 1,000 member-years)..... ^a	N/A	N/A	N/A	N/A	N/A	67.8	67.3
Percentage of children from birth to 15 months visiting a physician 6 or more times in the past year	71.6%	73.5%	74.0%	65.2%	65.3%	68.1%	68.6%
Percentage of persons ages 2 to 20 receiving at least one dental visit in the past year	64.0%	65.8%	66.3%	54.2%	60.5%	63.2%	63.7%
Percentage of persons ages 18 to 75 with diabetes (type 1 and type 2) who had Hemoglobin A1c poor control (>9%) (Note: a lower rate equals better performance).....	34.7%	33.7%	33.2%	38.4%	36.1%	32.3%	31.8%
<u>Transportation Program:</u>							
One-way trips (in thousands).....	8,172	6,533	3,945	4,124	4,397	5,620	5,789
Cost per trip	\$ 19.47	\$ 19.18	\$ 29.39	\$ 28.85	\$ 27.88	\$ 28.41	\$ 28.41
<u>Medical Care for Workers with Disabilities:</u>							
Recipients enrolled in program (monthly average).....	31,481	33,631	32,733	30,740	29,131	32,063	34,993

Program: Medical Assistance and Health Care Delivery, continued

	2018-19	2019-20	2020-21	2021-22	2022-23	2023-24	2024-25
	Actual	Actual	Actual	Actual	Actual	Estimated	Estimated
Enable eligible Pennsylvanians to secure access to quality, affordable health insurance coverage.							
<u>Children's Health Insurance Program:</u>							
Children's Health Insurance Program (CHIP) enrollment (monthly average)	180,254	187,573	171,179	146,788	137,774	146,112	173,925
Percentage of CHIP-enrolled two years of age with one or more capillary or venous blood tests for lead prior to their second birthday	66.2%	72.7%	74.7%	67.6%	70.0%	73.7%	77.5%
Percentage of CHIP-enrolled children ages 3 to 19 who received a well-child visit with a primary care physician or an OB/GYN practitioner	N/A	N/A	63.5%	64.3%	63.4%	64.9%	66.4%
Percentage of CHIP-enrolled children ages 2 to 19 attending an annual dental visit	71.8%	72.2%	56.9%	61.5%	63.8%	66.3%	68.5%
CHIP-enrolled children ages <1 to 19 utilizing an emergency department (visits per 1,000 member-years)..... ^a	N/A	N/A	N/A	N/A	235.1	229.9	224.8
CHIP-enrolled children ages <1 to 19 with an acute inpatient discharge (discharges per 1,000 member-years)..... ^a	N/A	N/A	N/A	N/A	7.7	7.6	7.4

^a Method of data collection has changed.

Program: Long-Term Living, continued

Program Recommendations, continued:

This budget recommends the following changes: (Dollar Amounts in Thousands)

Long-Term Care Managed Care

\$ 3,768	—to continue current program.
3,767	—to replace federal funding received in 2023-24 for COVID-19 response.
2,141	—to provide home and community-based services to 180 additional older Pennsylvanians.
(4,959)	—revision of federal financial participation from a full-year blended rate of 53.59% to 54.8475%.
<u>\$ 4,717</u>	<i>Appropriation Increase</i>

Appropriations within this Program:

(Dollar Amounts in Thousands)

	2022-23 Actual	2023-24 Available	2024-25 Budget	2025-26 Estimated	2026-27 Estimated	2027-28 Estimated	2028-29 Estimated
GENERAL FUND:							
Medical Assistance-Long-Term Living	\$ 131,981	\$ 167,434	\$ 134,718	\$ 138,760	\$ 142,922	\$ 147,210	\$ 151,626
Medical Assistance-Community HealthChoices.....	4,460,046	5,213,680	5,433,184	5,722,774	5,894,457	6,071,290	6,253,429
Long-Term Care Managed Care	<u>153,132</u>	<u>173,678</u>	<u>178,395</u>	<u>183,747</u>	<u>189,259</u>	<u>194,937</u>	<u>200,785</u>
TOTAL GENERAL FUND	<u>\$ 4,745,159</u>	<u>\$ 5,554,792</u>	<u>\$ 5,746,297</u>	<u>\$ 6,045,281</u>	<u>\$ 6,226,638</u>	<u>\$ 6,413,437</u>	<u>\$ 6,605,840</u>
LOTTERY FUND:							
Medical Assistance-Community HealthChoices.....	<u>\$ 348,966</u>	<u>\$ 348,966</u>	<u>\$ 348,966</u>	<u>\$ 348,966</u>	<u>\$ 348,966</u>	<u>\$ 348,966</u>	<u>\$ 348,966</u>

Program Measures:

	2018-19 Actual	2019-20 Actual	2020-21 Actual	2021-22 Actual	2022-23 Actual	2023-24 Estimated	2024-25 Estimated
Maintain supports and services for older Pennsylvanians and persons with physical disabilities and increase the number of these persons that live in their communities, instead of institutions, through the effective delivery of needed community-based supports.							
Number of Long-Term Living recipients receiving institutional care (monthly average)	26,750	5,311	2,712	2,093	2,045	2,232	2,299
Community HealthChoices - Recipients receiving institutional care (monthly average)	25,182	49,225	44,662	41,135	40,930	41,115	41,263
Number of Long-Term Living recipients receiving home and community-based waiver services (OBRA Waiver and Act 150) (monthly average)	27,372	4,124	1,255	1,116	1,031	977	977

Program: Long-Term Living, continued

Program Measures, continued:

	2018-19	2019-20	2020-21	2021-22	2022-23	2023-24	2024-25
	Actual	Actual	Actual	Actual	Actual	Estimated	Estimated
Community HealthChoices - Recipients receiving home and community-based waiver services (monthly average)	63,211	92,698	95,631	104,815	114,603	115,122	119,662
Percentage of Long-Term Living recipients receiving institutional care (monthly average)	36%	36%	33%	29%	27%	27%	27%
Percentage of Long-Term Living and Community HealthChoices recipients receiving services in the community (monthly average).....	64%	64%	67%	71%	73%	73%	73%
Persons with developmental disabilities served in the OBRA Waiver (monthly average).....	767	431	383	459	461	488	491
Recipients receiving services through the LIFE program (monthly average).....	6,831	7,320	7,414	7,572	7,737	7,789	8,023

Program: Income Maintenance

Goal: To promote personal and parental responsibility and encourage economic independence and self-sufficiency through temporary cash assistance, job training, child care for families or individuals, and nutrition support services.

The broad purpose of public assistance is to provide temporary support to families and individuals in transition from dependency to economic self-sufficiency. Support may include education, job training and placement assistance, child care, transportation, other support services, and cash assistance.

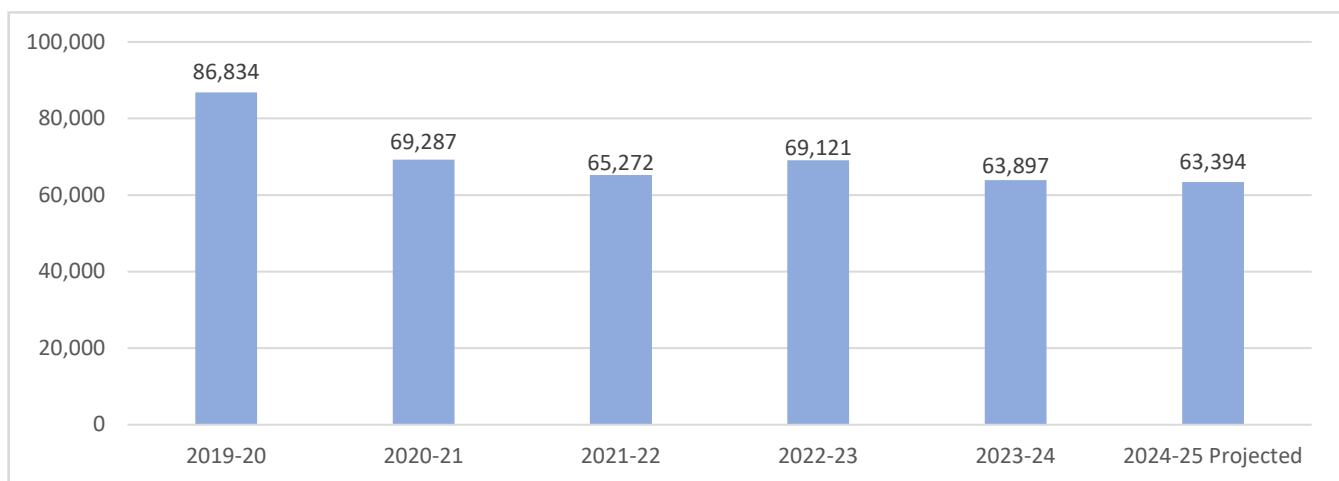
Income Assistance

Caseworkers in county assistance offices review financial and non-financial criteria with applicants of the following programs to determine eligibility for benefits:

- The [Temporary Assistance for Needy Families \(TANF\)](#) program provides state and federal funds for temporary cash support for families in transition to self-sufficiency. TANF cash assistance is provided to people who meet income and resource guidelines and who comply with requirements that are included on their Agreement of Mutual Responsibility. Adults with disabilities, to the extent that substantial gainful employment is not possible, are required to cooperate in applying for federal benefits. Federal regulations place a five-year lifetime limit on TANF cash assistance for most adult recipients and allow a hardship exemption for up to 20 percent of the TANF caseload.
- The [Low-Income Home Energy Assistance Program \(LIHEAP\)](#) is federally funded and assists eligible households by providing funds to offset the burden of high energy costs. LIHEAP also provides funds in heating crisis situations, arranges, and pays for emergency deliveries, expedites payments to avoid utility shutoffs, and provides furnace repairs through other agencies.
- The [Supplemental Nutrition Assistance Program \(SNAP\)](#) is federally funded and regulated by the United States Department of Agriculture's Food and Nutrition Service but is administered by the state to assist low-income recipients in buying the food they need to maintain a healthy lifestyle.
- The [Supplemental Security Income \(SSI\)](#) program provides aged, blind, and disabled persons with a monthly payment based on nationally uniform eligibility standards. Pennsylvania follows [federal benefit guidelines](#) for determining monthly benefit rates for both individuals and couples. Pennsylvania contributes a supplemental grant to individual and couple SSI recipients, as well as a special monthly state supplement to SSI-eligible persons in domiciliary care facilities and personal care homes.

The department also administers a [disability advocacy](#) program to assist mentally and physically disabled individuals in establishing their eligibility for federal SSI benefits.

Temporary Assistance for Needy Families (TANF) (Caseload)



Program: Income Maintenance, continued

Employment, Training, and Work Supports

The [Road to Economic Self-Sufficiency through Employment and Training \(RESET\)](#) program, engages and empowers eligible individuals in activities to prepare for the workforce and take ownership of their journey to economic independence.

In order to meet the employment needs of Pennsylvania's diverse assistance population, the department operates multiple programs based on the needs of the participant:

- The [Employment, Advancement, and Retention Network \(EARN\)](#) and [Work Ready](#) programs offer a full array of employment and training services designed to mitigate barriers to help recipients secure and retain employment and advance in their career.
- The [Keystone Education Yields Success \(KEYS\)](#) program is a collaborative program between the department and certain higher education institutions designed to assist TANF recipients and, as funding permits, SNAP recipients in attending a higher education program.
- The [ELECT](#) program helps Pennsylvanians who are 22 and younger prepare for and obtain a high school diploma, provides financial education, parenting skills, health care and nutrition classes, job readiness training, and more.

Supportive services and special allowances are used to support individuals as they pursue their education, job skills training, or employment goals through an approved employment and training program.

Child Support Enforcement

[Pennsylvania Child Support](#) program services are provided at the county level through cooperative agreements with the county Courts of Common Pleas and the county commissioners. The services include the establishment of paternity; the determination, establishment, and enforcement of a financial child support obligation paid by the noncustodial parent; and the procurement of medical support, including health insurance and/or the reimbursement of the uninsured child's medical expenses.

A designated portion of child support paid on behalf of a child receiving TANF benefits is passed through to the custodial parent and any residual amount is assigned to the department to reimburse cash assistance benefits issued to the child's family.

Federal funding of this program is based on its performance in establishing paternity and court orders for support, as well as collection of the ordered child support amounts.

Program Recommendations:

This budget recommends the following changes: (Dollar Amounts in Thousands)

County Administration-Statewide		New Directions	
\$ 3,122	—to continue current program.	\$ 805	—to continue current program.
766	—to reflect change in federal earnings.	<u>362</u>	—to reflect change in federal earnings.
189	—to replace federal funding received in 2023-24 for COVID-19 response.	\$ 1,167	<i>Appropriation Increase</i>
(26)	—revision of federal financial participation from 67.51% to 68.39%.	\$ 26	Cash Grants
<u>\$ 4,051</u>	<i>Appropriation Increase</i>	3,000	—to continue current program.
			—to expand food resources to children during non-school months.
	County Assistance Offices	2,149	—to conduct EBT fraud mitigation.
\$ 20,737	—to continue current program.	1,726	—to replace child support collections.
<u>15,189</u>	—to reflect change in federal earnings.	16,000	—Initiative—to increase the minimum monthly SNAP benefit for elderly or disabled individuals.
\$ 35,926	<i>Appropriation Increase</i>	<u>\$ 22,901</u>	<i>Appropriation Increase</i>
	Child Support Enforcement		Supplemental Grants-Aged, Blind, and Disabled
\$ 1,485	—to continue current program.		—impact of caseload changes.
<u>374</u>	—for technology refresh project.	\$ 1,309	
\$ 1,859	<i>Appropriation Increase</i>		

Program: Income Maintenance, continued

Appropriations within this Program:

	(Dollar Amounts in Thousands)						
	2022-23	2023-24	2024-25	2025-26	2026-27	2027-28	2028-29
	Actual	Available	Budget	Estimated	Estimated	Estimated	Estimated
GENERAL FUND:							
County Administration-Statewide	\$ 51,799	\$ 60,509	\$ 64,560	\$ 66,303	\$ 67,961	\$ 67,961	\$ 67,961
County Assistance Offices	299,473	320,810	356,736	366,368	375,527	375,527	375,527
Child Support Enforcement	19,488	20,152	22,011	18,888	18,990	18,990	18,990
New Directions	20,712	22,234	23,401	24,033	24,634	24,634	24,634
Cash Grants	13,740	16,240	39,141	39,141	39,141	39,141	39,141
Supplemental Grants-Aged, Blind, and Disabled	123,211	114,011	115,320	115,320	115,320	115,320	115,320
TOTAL GENERAL FUND	\$ 528,423	\$ 553,956	\$ 621,169	\$ 630,053	\$ 641,573	\$ 641,573	\$ 641,573

Program Measures:

	2018-19	2019-20	2020-21	2021-22	2022-23	2023-24	2024-25
	Actual	Actual	Actual	Actual	Actual	Estimated	Estimated
Maintain services and supports to eligible Pennsylvanians while helping them to increase their self-sufficiency and well-being.							
Persons receiving cash assistance (monthly average)	97,310	86,952	69,403	65,380	69,207	63,939	63,433
Persons receiving State Supplemental Grants (monthly average)	365,004	360,108	352,739	340,950	334,786	331,278	328,371
Persons receiving SNAP benefits (monthly average in thousands)	1,784	1,786	1,822	1,865	1,939	1,981	2,024
Households receiving energy cash payments	328,706	312,141	303,123	329,324	312,169	254,478	254,478
Households receiving energy crisis payments	104,915	114,117	116,639	122,438	135,029	113,667	113,667
TANF recipients enrolled in employment and training programs (monthly average) ..	8,095	7,686	8,017	9,258	8,959	9,088	9,100
TANF recipients obtaining employment	43,700	36,445	18,641	25,252	36,821	40,000	40,000

^a This is calculated based on the total persons receiving benefits from TANF, State Blind Pensions, and/or General Assistance programs.

Program: Mental Health and Substance Abuse Services

Goal: To maximize the individual's capacity for independent living through the provision of an array of service and support programs.

The [Office of Mental Health and Substance Abuse Services \(OMHSAS\)](#) manages the delivery of community mental health services administered by counties under the [Pennsylvania Mental Health and Intellectual Disability \(MH/ID\) Act](#) and the [Mental Health Procedures Act](#). Medicaid-funded behavioral health services are provided through the state-administered fee-for-service behavioral health system or the [Medicaid HealthChoices Behavioral Health Managed Care](#) program either through county contracts or by direct contract with a behavioral health managed care organization.

OMHSAS provides for an integrated behavioral health system addressing mental health treatment and support services, as well as services for substance use disorders. The objective of these services is to promote individual movement toward recovery. Community mental health funds, behavioral health services funds for both mental health and substance use services, [Act 152 of 1988](#) funds that provide non-hospital residential substance use treatment services, and federal grant funds are distributed to counties, county joiners, and single county authorities to provide behavioral health services.

State Hospitals

Direct mental health treatment services are currently provided through six state-operated hospitals and one restoration (long-term care) center. [State hospitals](#) provide long-term inpatient care for individuals who require intensive treatment, specialized inpatient care for individuals with criminal charges and the aging population who require long-term behavioral health care, and treatment for individuals deemed sexually violent predators whose commitment in the Youth Development Center system terminates at age 21. Efforts continue to assess and transfer individuals to community mental health programs, where services are provided in a less restrictive setting through the Community/Hospital Integration Projects Program.

County Mental Health System

The MH/ID Act of 1966 requires county governments to provide an array of [community-based mental health services](#), including unified intake, community consultation and education, support for families caring for members with mental disorders, and community residential programs.

COMMUNITY SERVICES TARGET:	KEY PROVISIONS OF SERVICES INCLUDE:	NON-RESIDENTIAL SERVICES INCLUDE:	COMMUNITY RESIDENTIAL SERVICES INCLUDE:
Adults with serious mental illness	Recovery-oriented treatment	Family-based support	Housing support
Children and adolescents with or at risk of serious emotional disturbance	Community care	Outpatient care	Residential treatment
	Support services enabling individuals to live in the community and lead independent and productive lives	Partial hospitalization	Inpatient care
		Emergency and crisis intervention	Crisis services
		Peer-to-peer support and after care	Mobile therapy

Services are administered by single counties, county joiners, or through contracts with private, nonprofit organizations or agencies. Services, with some exceptions, are funded with state, federal, and/or county matching funds.

Program: Mental Health and Substance Abuse Services, continued

Substance Abuse Services

[Substance use treatment services](#) are provided to individuals with severe addictive disorders (including co-occurring mental health disorders), who are uninsured, who do not have insurance that covers the service needed, or who cannot obtain MA benefits. Services available include the full continuum of treatment, as well as case management services to assist this population with access to, and retention in, treatment to promote recovery.

Expenditures by Facility/Program

(Dollar Amounts in Thousands)

	2022-23	2023-24	2024-25		2022-23	2023-24	2024-25
	Actual	Available	Budget		Actual	Available	Budget
Clarks Summit State Hospital				Warren State Hospital			
State Funds	\$ 29,273	\$ 33,805	\$ 36,298	State Funds	\$ 30,070	\$ 35,942	\$ 37,764
Federal Funds.....	25,157	23,814	24,300	Federal Funds.....	25,985	24,659	25,242
Augmentations	870	859	859	Augmentations	1,159	954	954
TOTAL	\$ 55,300	\$ 58,478	\$ 61,457	TOTAL	\$ 57,214	\$ 61,555	\$ 63,960
Danville State Hospital				Wernersville State Hospital			
State Funds	\$ 22,568	\$ 28,779	\$ 31,566	State Funds	\$ 46,019	\$ 51,645	\$ 55,000
Federal Funds.....	25,898	24,470	24,924	Federal Funds.....	33,333	31,878	32,805
Augmentations	1,301	903	903	Augmentations	1,631	1,058	1,058
TOTAL	\$ 49,767	\$ 54,152	\$ 57,393	TOTAL	\$ 80,983	\$ 84,581	\$ 88,863
Norristown State Hospital				Community Programs			
State Funds	\$ 84,499	\$ 87,137	\$ 93,044	State Funds	\$ 575,551	\$ 559,115	\$ 623,138
Federal Funds.....	36,592	35,140	36,511	Federal Funds.....	98,586	111,077	120,565
Augmentations	371	696	696	Augmentations	63,208	61,808	61,703
TOTAL	\$ 121,462	\$ 122,973	\$ 130,251	TOTAL	\$ 737,345	\$ 732,000	\$ 805,406
South Mountain State Restoration Center				Administration			
State Funds	\$ 14,298	\$ 16,398	\$ 17,071	State Funds	\$ 4,648	\$ 5,000	\$ 5,092
Federal Funds.....	16,121	15,371	15,612	Federal Funds..... ^a	20,340	13,569	20,340
Augmentations	1,973	1,398	1,398	Augmentations	-	-	-
TOTAL	\$ 32,392	\$ 33,167	\$ 34,081	TOTAL	\$ 24,988	\$ 18,569	\$ 25,432
Torrance State Hospital							
State Funds	\$ 59,167	\$ 67,746	\$ 72,201				
Federal Funds.....	42,400	41,388	42,590				
Augmentations	892	719	719				
TOTAL	\$ 102,459	\$ 109,853	\$ 115,510				

^a Budgetary Reserves.

Program: Mental Health and Substance Abuse Services, continued

Facility Populations for the Prior, Current, and Upcoming Year

Facility	Population July 2022	Population July 2023	Projected Population July 2024	Projected	Projected
				Bed Capacity July 2024	Percentage of Capacity July 2024
Clarks Summit State Hospital.....	150	140	160	203	78.8%
Danville State Hospital.....	157	157	162	169	95.9%
Norristown State Hospital.....	302	349	360	375	96.0%
South Mountain State Restoration Center.....	98	94	105	159	66.0%
Torrance State Hospital.....	251	315	315	361	87.3%
Warren State Hospital.....	149	143	170	186	91.4%
Wernersville State Hospital.....	265	262	265	266	99.6%
TOTAL.....	1,372	1,460	1,537	1,719	89.4%

Program Recommendations:

This budget recommends the following changes: (Dollar Amounts in Thousands)

Mental Health Services			
\$ 20,000	—to replace nonrecurring prior-year carryover funding.	5,750	—Initiative—to expand diversion and discharge programs for individuals with mental illness currently in the criminal justice system.
18,259	—to continue current program.		
20,000	—to restore one-third of base funding to counties.		—Initiative—to maintain walk-in mental health crisis stabilization centers serving multiple counties.
3,443	—to replace federal funding received in 2023-24 for COVID-19 response.	5,000	
1,250	—to annualize prior-year expansion of home and community-based services.	1,600	—Initiative—to provide home and community-based services for 20 individuals currently residing in state hospitals.
305	—to annualize prior-year expansion of diversion and discharge programs.		
		<u>\$ 85,607</u>	<i>Appropriation Increase</i>
10,000	—Initiative—to provide support to the 988 network for mental health services.		

Appropriations within this Program:

	(Dollar Amounts in Thousands)						
	2022-23 Actual	2023-24 Available	2024-25 Budget	2025-26 Estimated	2026-27 Estimated	2027-28 Estimated	2028-29 Estimated
GENERAL FUND:							
Mental Health Services ...	\$ 866,093	\$ 885,567	\$ 971,174	\$ 999,348	\$ 1,005,600	\$ 1,005,600	\$ 1,005,600
Behavioral Health Services.....	57,149	57,149	57,149	57,149	57,149	57,149	57,149
Special Pharmaceutical Services.....	500	500	500	500	500	500	500
TOTAL GENERAL FUND	<u>\$ 923,742</u>	<u>\$ 943,216</u>	<u>\$ 1,028,823</u>	<u>\$ 1,056,997</u>	<u>\$ 1,063,249</u>	<u>\$ 1,063,249</u>	<u>\$ 1,063,249</u>

Program: Mental Health and Substance Abuse Services, continued

Program Measures:

	2018-19	2019-20	2020-21	2021-22	2022-23	2023-24	2024-25
	Actual	Actual	Actual	Actual	Actual	Estimated	Estimated
Maintain services and supports for persons with mental illness to live, work, and contribute to their communities with increased health and independence.							
<u>Community Mental Health Services:</u>							
Persons receiving mental health inpatient and outpatient services from non-Medical Assistance funding (unduplicated).....	189,512	179,874	160,027	193,302	227,879	230,443	238,025
Persons receiving services through Medical Assistance expenditures (fee-for-service and HealthChoices) (unduplicated)	620,884	585,340	556,216	561,988	560,580	698,368	714,989
Percentage of patients discharged from a psychiatric inpatient setting who have follow-up service seven days from discharge (ages 21 to 64).....	63%	63%	61%	57%	53%	66%	66%
<u>Substance Use Disorder Services:</u>							
Number of individuals on Medical Assistance with a substance use disorder.	276,127	271,388	278,302	282,167	290,750	299,564	307,006
Non-hospital detoxification and rehabilitation clients.....	43,299	42,180	39,704	40,645	40,868	56,372	59,427
Percentage of patients discharged from a substance use disorder hospital setting who have follow-up services seven days from discharge (ages 21 to 64).....	71%	72%	69%	66%	66%	75%	75%
Persons receiving methadone maintenance services	27,012	26,483	27,145	26,251	20,299	28,375	28,658
<u>Behavioral Health:</u>							
Persons receiving services through Medical Assistance expenditures	761,845	695,473	663,305	690,046	693,379	750,000	750,000
Utilization rate of Behavioral Health services	26%	23%	20%	20%	21%	26%	26%
<u>State Hospitals:</u>							
Total persons served in state hospitals	2,248	2,303	2,230	2,190	2,253	2,272	2,252
Average state cost per person in state hospital population	\$ 237,522	\$ 259,859	\$ 265,098	\$ 378,870	\$ 383,748	\$ 388,155	\$ 426,970
Percentage of adults readmitted to state hospitals within 180 days of discharge	2%	4%	3%	3%	2%	3%	3%
Percentage of persons in state hospitals with stays longer than two years	41%	32%	33%	34%	35%	35%	35%

Program: Intellectual Disabilities/Autism

Goal: To support Pennsylvanians with developmental disabilities and their families to achieve greater independence, choice, and opportunity in their lives.

The department supports a comprehensive array of services for people with intellectual disabilities and [Autism Spectrum Disorder \(ASD\)](#) including services to people living in their own home, with family members, in community residential facilities, and in non-residential programs provided through the Medicaid home and community-based waiver programs and the base program. Services are also provided in state operated institutions and private [intermediate care facilities for individuals with an intellectual disability \(ICF/IDs\)](#). In addition to state and federal funding, local funding is provided for the community base program as required by the [MH/ID Act](#).

The intellectual disabilities and ASD programs have evolved from a system of large congregate residential facilities to a flexible and dynamic system of community supports and services tailored to the needs of persons living in the community. The trend toward enhancing the natural supports that exist in the family and the community and enabling individuals to participate fully in community life continues to define services.

Services for Individuals with Intellectual Disabilities and Autism-Community Services

The MH/ID Act provides the statutory basis, along with the [Medicaid Consolidated, Person/Family Directed Support, and Community Living Waivers](#) and the Targeted Support Management service in the state plan; to enable people to live in the community, in their own homes, apartments, the homes of family members, life-sharing settings with family or others, or staffed community homes. The program is designed to assist participants in gaining the greatest level of independence possible, encourage involvement in community life, improve social skills, and provide support to caregivers. All [services](#) are individualized through the development of a person-centered plan.

Services for Individuals with Autism Spectrum Disorder

In addition to services for people with ASD through the Medicaid Consolidated, Person/Family Directed Support, and Community Living Waivers, the department also provides funding for a four-county managed care program to support the needs of Pennsylvanians living with ASD who may also have an intellectual disability. The [Adult Community Autism Program \(ACAP\)](#) was designed to assist participants in gaining the greatest level of independence possible, encourage involvement in community life, improve social skills, and provide support to caregivers. The department also administers the [Adult Autism Waiver](#) for individuals with ASD ages 21 years and older. In addition, the department supports people with ASD of all ages through the [Autism Services, Education, Research, and Training \(ASERT\) Collaborative](#), the development of crisis programs to support individuals in need of acute intervention, family support programs, and training programs to increase provider capacity.

Institutional Services

The department provides institutional care funding for people with an intellectual disability. Services are offered through two public [state centers](#) whose primary goal is to develop residents' abilities to function more independently in preparation for living in a less restrictive/more inclusive environment. All facilities are currently certified under standards established by the Centers for Medicare & Medicaid Services. The department also funds services in private ICF/IDs, which includes intensive habilitative services to persons with an intellectual disability.

Program: Intellectual Disabilities, continued

Expenditures by State Center

(Dollar Amounts in Thousands)

	2022-23	2023-24	2024-25		2022-23	2023-24	2024-25
	Actual	Available	Budget		Actual	Available	Budget
Ebensburg				Selinsgrove			
State Funds	\$ 29,141	\$ 35,260	\$ 40,600	State Funds	\$ 37,192	\$ 36,139	\$ 42,352
Federal Funds	49,178	50,853	58,125	Federal Funds	43,613	51,956	60,006
Augmentations	7,419	7,069	7,113	Augmentations	7,413	7,013	6,969
TOTAL	<u>\$ 85,738</u>	<u>\$ 93,182</u>	<u>\$ 105,838</u>	TOTAL	<u>\$ 88,218</u>	<u>\$ 95,108</u>	<u>\$ 109,327</u>
Hamburg				White Haven			
State Funds	\$ 3,935	\$ 3,935	\$ 4,250	State Funds	\$ 11,488	\$ 8,580	\$ 9,065
Federal Funds	-	-	-	Federal Funds	11,257	-	-
Augmentations	-	-	-	Augmentations	2,520	-	-
TOTAL	<u>\$ 3,935</u>	<u>\$ 3,935</u>	<u>\$ 4,250</u>	TOTAL	<u>\$ 25,265</u>	<u>\$ 8,580</u>	<u>\$ 9,065</u>
Polk				Non-Facility			
State Funds	\$ 28,196	\$ 15,351	\$ 19,925	State Funds	\$ 1,158	\$ 1,062	\$ 1,107
Federal Funds	20,990	-	-	Federal Funds	40,338 ^a	2,277	5,000
Augmentations	5,364	-	-	Augmentations	-	-	-
TOTAL	<u>\$ 54,550</u>	<u>\$ 15,351</u>	<u>\$ 19,925</u>	TOTAL	<u>\$ 41,496</u>	<u>\$ 3,339</u>	<u>\$ 6,107</u>

^a Budgetary reserves.

State Center Population for the Prior, Current, and Upcoming Year

	Population	Population	Projected	Projected	Projected
	July 2022	July 2023	Population	Bed	Percentage
			July 2024	Capacity	Capacity
				July 2024	July 2024
State Center					
Ebensburg	181	229	229	402	57.0%
Polk	138	27	27	27	100.0%
Selinsgrove	183	244	244	564	43.3%
White Haven	68	-	-	-	N/A
TOTAL	<u>570</u>	<u>500</u>	<u>500</u>	<u>993</u>	<u>50.4%</u>

Program: Intellectual Disabilities, continued

Program Recommendations:

This budget recommends the following changes: (Dollar Amounts in Thousands)

Intellectual Disabilities-State Centers		Intellectual Disabilities-Community Waiver Program	
\$ 4,092	—nonrecurring prior-year carryover costs.	\$ 80,048	—to continue current program, including annualization of prior-year expansion.
13,818	—to continue current program.	46,182	—to replace federal funding received in 2023-24 for COVID-19 response.
1,766	—to replace federal funding received in 2023-24 for COVID-19 response.	41,485	—to maintain home and community-based services following reduction in ARPA enhanced FMAP rate.
(2,704)	—revision of federal financial participation from a full-year blended rate of 53.59% to 54.8475%.	(61,967)	—revision of federal financial participation from a full-year blended rate of 53.59% to 54.8475%.
<hr/>		213,722	—Initiative—to increase resources to providers of home and community-based services.
\$ 16,972	<i>Appropriation Increase</i>	34,251	—Initiative—to provide home and community-based services for more individuals in the Commonwealth.
Intellectual Disabilities-Community Base Program		920	—Initiative—to add American Sign Language interpreter services to the Consolidated, PFDS, Community Living, and Adult Autism waivers.
\$ 21	—to continue current program.	<hr/>	<i>Appropriation Increase</i>
6,553	—to maintain home and community-based services following reduction in ARPA enhanced FMAP rate.	\$ 354,641	
621	—to replace federal funding received in 2023-24 for COVID-19 response.	Transfer to HCBS-Individuals with Intellectual Disabilities	
(309)	—revision of federal financial participation from a full-year blended rate of 53.59% to 54.8475%.	—funding reduction in accordance with calculation set by statute.	
1,859	—Initiative—to provide home and community-based services for more individuals in the Commonwealth.	Autism Intervention and Services	
1,084	—Initiative—to increase resources to providers of home and community-based services.	\$ 2,196	—to continue current program.
<hr/>		611	—to replace federal funding received in 2023-24 for COVID-19 response.
\$ 9,829	<i>Appropriation Increase</i>	135	—to maintain home and community-based services following reduction in ARPA enhanced FMAP rate.
Intellectual Disabilities-Intermediate Care Facilities		(906)	—revision of federal financial participation from a full-year blended rate of 53.59% to 54.8475%.
\$ 7,466	—nonrecurring prior-year carryover costs.	2,109	—Initiative—to increase resources to providers of home and community-based services.
11,369	—to continue current program.	14	—Initiative—to add American Sign Language interpreter services to the Consolidated, PFDS, Community Living, and Adult Autism waivers.
4,669	—to replace federal funding received in 2023-24 for COVID-19 response.	<hr/>	<i>Appropriation Increase</i>
(6,178)	—revision of federal financial participation from a full-year blended rate of 53.59% to 54.8475%.	\$ 4,159	
<hr/>			
\$ 17,326	<i>Appropriation Increase</i>		

Program: Intellectual Disabilities, continued

Appropriations within this Program:

(Dollar Amounts in Thousands)

	2022-23	2023-24	2024-25	2025-26	2026-27	2027-28	2028-29
	Actual	Available	Budget	Estimated	Estimated	Estimated	Estimated
GENERAL FUND:							
Intellectual Disabilities- State Centers	\$ 111,110	\$ 100,327	\$ 117,299	\$ 110,154	\$ 109,777	\$ 109,777	\$ 109,777
Intellectual Disabilities- Community Base Program	146,126	150,970	160,799	175,834	181,905	188,200	194,727
Intellectual Disabilities- Intermediate Care Facilities	146,547	179,977	197,303	203,222	209,319	215,599	222,067
Intellectual Disabilities- Community Waiver Program	1,877,366	2,290,882	2,645,523	2,873,910	2,969,772	3,071,067	3,172,417
Transfer to HCBS- Individuals with Intellectual Disabilities (EA)	-	10,783	-	7,145	377	-	-
Intellectual Disabilities- Lansdowne Residential Services	200	-	-	-	-	-	-
Autism Intervention and Services	27,610	31,679	35,838	38,850	39,966	41,143	42,297
TOTAL GENERAL FUND	\$ 2,308,959	\$ 2,764,618	\$ 3,156,762	\$ 3,409,115	\$ 3,511,116	\$ 3,625,786	\$ 3,741,285

Program Measures:

	2018-19	2019-20	2020-21	2021-22	2022-23	2023-24	2024-25
	Actual	Actual	Actual	Actual	Actual	Estimated	Estimated
Maintain supports and services for individuals with developmental disabilities and their families, including persons with autism, to participate in their communities more fully by effectively providing needed home and community-based services and supports that will increase their independence and ensure their health and well-being.							
Number of persons receiving autism services	899	917	912	910	915	915	915
Number of persons receiving intellectual disability services	56,366	56,954	56,650	57,614	61,850	64,350	65,850
Persons receiving intellectual disability services during fiscal year: home and community services (Waiver and Base services) (unduplicated)	54,236	54,885	54,681	55,048	59,461	61,961	63,461
Persons receiving Consolidated Waiver services during fiscal year: home and community services (unduplicated)	18,452	18,687	18,814	19,036	19,350	19,850	20,100
Persons receiving Person/Family Directed Supports Waiver services during fiscal year: home and community services (unduplicated)	14,625	13,786	13,497	13,434	13,494	13,494	13,494

Program: Intellectual Disabilities, continued

Program Measures, continued:

	2018-19 Actual	2019-20 Actual	2020-21 Actual	2021-22 Actual	2022-23 Actual	2023-24 Estimated	2024-25 Estimated
Persons receiving Community Living Waiver services during fiscal year: home and community services (unduplicated).....	2,809	3,772	3,959	5,781	6,171	8,171	9,421
Persons receiving base services during fiscal year: home and community services (unduplicated).....	23,193	22,579	21,241	22,446	23,190	23,190	23,190
Number of individuals receiving services who reside in a private home (not in a provider-controlled setting).....	40,409	51,113	40,758	43,500	45,000	45,000	45,000
<u>Persons receiving residential services (during fiscal year):</u>							
Private intermediate care facilities for persons with intellectual disabilities (ICFs/ID).....	1,962	1,877	1,775	1,755	1,764	1,764	1,764
State centers.....	779	720	678	567	570	500	500
Number of people moving from private ICFs/ID and state centers into the community.....	29	7	37	34	100	50	50
<u>Average cost of individuals served in the community:</u>							
Consolidated Waiver services.....	\$ 160,538	\$ 163,187	\$ 160,738	\$ 191,397	\$ 210,994	\$ 210,994	\$ 236,313
Community Living Waiver services.....	\$ 29,085	\$ 32,405	\$ 32,274	\$ 43,852	\$ 57,241	\$ 57,241	\$ 64,110
Person/Family Directed Supports Waiver services.....	\$ 19,007	\$ 16,903	\$ 15,066	\$ 21,514	\$ 30,460	\$ 30,460	\$ 34,115
Autism services.....	\$ 58,120	\$ 54,144	\$ 56,625	\$ 63,307	\$ 65,000	\$ 65,000	\$ 72,800
<u>Employment of persons receiving intellectual disability services:</u>							
Number of persons receiving intellectual disability services with an employment goal and receiving employment services...	4,397	5,540	5,663	6,108	6,200	6,200	6,200
Number of persons receiving intellectual disability services with competitive, integrated employment.....	6,789	6,435	6,687	8,061	8,100	8,100	8,100

Program: Human Services

Goal: To enhance the social and economic well-being of families and individuals through the provision of an array of service and support programs.

The department operates a variety of programs designed to provide supportive services to people while they overcome an adverse behavior or circumstance that has affected their lives.

Children, Youth, and Families

The department and county governments are jointly responsible for providing quality and effective services to children in need of care and protection. These services are state-supervised and county-administered. Each county is responsible for developing and implementing a program of services designed to treat and prevent child abuse, neglect, exploitation, and to provide services that reduce dependency and delinquency. The county children and youth agencies provide services to families and children to enable children to safely remain in their own homes and communities and develop natural supports and resources to gain self-sufficiency. Policies and procedures have been instituted to protect children from harm and to minimize time in out-of-home placement.

Counties provide services such as in-home services, temporary placement for children who cannot live with their own families, assistance to provide a permanent legal family for children who cannot be returned to their own families, [adoption assistance](#), day treatment services, child protective services, emergency shelter, counseling, and juvenile justice services.

Youth Development Service

Pennsylvania's [juvenile justice system](#) is designed to minimize institutionalization while recognizing that confinement in a treatment environment is necessary for certain juveniles who pose a threat to themselves or others. If institutionalization is required, the court may adjudicate youth to either the [Youth Development Center and Youth Forestry Camp \(YDC/YFC\)](#) system or a private facility. Both systems provide residential programming in secure and non-secure settings for Pennsylvania's juveniles who have been adjudicated delinquent and have demonstrated serious at-risk behaviors. The purpose of the system is to help juveniles develop skills and attitudes that will enable them to become responsible, productive members of society. Included in the YDC/YFC system are specialized treatment services for violent offenders, youth who have sexually harmed, those with drug and alcohol addiction, those with a mental health diagnosis, and those with developmental disabilities.

Facility	Population July 2022	Population July 2023	Projected Population July 2024	Projected Capacity July 2024	Projected % of Capacity July 2024
YFC-Hickory Run	^a 20	-	-	-	-
YFC-Trough Creek	39	34	36	36	100.0%
Loysville YDC	35	35	34	34	100.0%
South Mountain Secure Treatment Unit.....	24	23	30	30	100.0%
North Central Secure Treatment Unit.....	75	78	80	80	100.0%
North East Secure Treatment Unit.....	^a -	24	40	40	100.0%
Western Secure Treatment Unit	^b -	-	48	48	100.0%
Southeast Youth Development Center.....	^c -	-	15	15	100.0%
Youth Served via Equivalent Facilities (contracted)	8	16	41	41	100.0%
TOTAL.....	201	210	324	324	100.0%

^a North East Secure Treatment Unit replaced YDC-Hickory Run in November 2022.
^b Western Secure Treatment Unit opened November 2023.
^c Southeast Youth Development Center projected to open May 2024.

Education is a major component of the YDC/YFC system. Each program includes both academic and vocational curricula. Educational diagnostic testing precedes all academic placements and is used in the development of Individual Education Plans for each youth.

The [Pennsylvania Academic and Career/Technical Training Alliance](#) provides on-site technical assistance to its affiliated members and works to ensure that delinquent youth receive appropriate academic and career and technical training opportunities at all levels of care throughout the duration of their active involvement within Pennsylvania's juvenile justice system.

Program: Human Services, continued

Family Planning and Breast Cancer Screening

[Family planning](#) clinics provide educational, medical, and social services to men and women to address contraceptive or infertility issues.

[Breast cancer screening](#) for low-income women is directed toward those at high-risk of developing breast cancer. The target group is new family planning clients, women 35 years and older, and women with a family history of breast cancer.

Legal Services

The department provides low-income individuals [assistance](#) with family, consumer, housing, employment, and other civil legal problems through a contract with a statewide legal aid nonprofit. The emphasis of the service delivery is to provide emergency legal services in situations that threaten the basic needs of individuals. These services do not include political activities or services in criminal matters.

Domestic Violence and Rape Crisis

[Domestic violence services](#) are provided through a contract with a statewide coalition, which in turn subcontracts for services at the local level. The services to victims of domestic violence include crisis intervention, counseling, victim advocacy, information and referral, and temporary shelter for victims and their dependent children. Prevention and education programs are provided by local groups to lessen the risk of domestic violence in the community.

[Rape crisis services](#) are also provided through a contract with a statewide coalition, which in turn subcontracts for services at the local level. Rape crisis programs provide crisis intervention services, counseling, victim advocacy, information and referral, and accompaniment through police, medical, and judicial systems. Educational programs are provided to lessen the risk of sexual assault for adults and children in the community.

Homeless Assistance

The [Homeless Assistance Program \(HAP\)](#) is operated through all 67 counties that offer a variety of supportive services to individuals and families experiencing, or are at risk of, homelessness and who can demonstrate that, with HAP intervention, they will be able to meet their basic housing needs. HAP provides case management, emergency shelter, bridge housing, innovative supportive housing, and rental assistance to those in immediate danger of becoming homeless. Counties must meet the HAP objectives of providing homelessness prevention services that assist clients in maintaining affordable housing, helping people experiencing homelessness find refuge and care, and to assist people who are homeless or near homeless in attaining economic self-sufficiency.

Human Services Block Grant

The [Human Services Block Grant](#) was established for the purpose of allocating funds to select county governments to provide locally identified county-based human services to meet the needs of county residents. As part of this program, funding for the following six programs was combined at the local level into a flexible Human Services Block Grant: community mental health services, behavioral health services, intellectual disability community base services, human services development fund, HAP, and [Act 152 of 1988](#) drug and alcohol services. Funding continues to be provided from individual appropriations.

Program Recommendations:

This budget recommends the following changes: (Dollar Amounts in Thousands)

Youth Development Institutions and Forestry Camps			
\$ 2,070	—to replace nonrecurring prior-year carryover funding.	10,052	—for third-party contracted, secure placements.
5,170	—to continue current program.	7,918	—for contracted operations at Western Secure Treatment Unit.
18,109	—to create sufficient capacity for the Commonwealth to accept court-ordered placements of adjudicated male youths.	5,298	—for contracted staff across state facilities.
		741	—for youth transportation costs.
		<u>\$ 49,358</u>	<i>Appropriation Increase</i>

Program: Human Services, continued

Program Recommendations, continued:

This budget recommends the following changes: (Dollar Amounts in Thousands)

County Child Welfare		Homeless Assistance	
\$ 2,098	—to replace federal funding received in 2023-24 for COVID-19 response.	\$ 10,000	—Initiative—to improve county capacity to prevent eviction, provide rental assistance, and provide housing stabilization.
Domestic Violence		Health Program Assistance and Services	
\$ 5,000	—Initiative—to increase services to victims of domestic violence.	\$ (40,133)	—program elimination.
Legal Services			
\$ 5,000	—Initiative—for legal services to help renters avoid eviction.		
1,839	—Initiative—to increase statewide legal services for civil cases.		
<hr/>			
\$ 6,839	<i>Appropriation Increase</i>		

Appropriations within this Program:

	(Dollar Amounts in Thousands)						
	2022-23	2023-24	2024-25	2025-26	2026-27	2027-28	2028-29
	Actual	Available	Budget	Estimated	Estimated	Estimated	Estimated
GENERAL FUND:							
Youth Development Institutions and Forestry Camps	\$ 64,565	\$ 91,255	\$ 140,613	\$ 144,410	\$ 148,020	\$ 148,020	\$ 148,020
County Child Welfare	1,482,362	1,492,635	1,494,733	1,494,733	1,494,733	1,494,733	1,494,733
Domestic Violence	20,093	20,093	25,093	25,093	25,093	25,093	25,093
Rape Crisis	11,921	11,921	11,921	11,921	11,921	11,921	11,921
Breast Cancer Screening	1,828	1,828	1,828	1,828	1,828	1,828	1,828
Human Services Development Fund.....	13,460	13,460	13,460	13,460	13,460	13,460	13,460
Legal Services	4,161	4,161	11,000	11,000	11,000	11,000	11,000
Homeless Assistance.....	18,496	18,496	28,496	28,496	28,496	28,496	28,496
Health Program Assistance and Services .	36,790	40,133	-	-	-	-	-
Services for the Visually Impaired.....	3,702	4,702	4,702	4,702	4,702	4,702	4,702
<hr/>							
TOTAL GENERAL FUND	\$ 1,657,378	\$ 1,698,684	\$ 1,731,846	\$ 1,735,643	\$ 1,739,253	\$ 1,739,253	\$ 1,739,253

Program: Human Services, continued

Program Measures:

	2018-19	2019-20	2020-21	2021-22	2022-23	2023-24	2024-25
	Actual	Actual	Actual	Actual	Actual	Estimated	Estimated
Maintain supports and services that will improve the health, well-being, development, and safety of Pennsylvania's families.							
<u>Youth Development Centers:</u>							
Youth served.....	807	708	520	540	511	575	600
Percentage of youth in work experience....	51.0%	47.9%	38.5%	40.0%	47.9%	48.0%	48.0%
Youth served via equivalent facilities (contracted).....	N/A	N/A	N/A	0	28	77	85
Average number of youth on waiting list (secure male).....	N/A	N/A	N/A	85	146	113	80
<u>Family Support Services by Setting:</u>							
Annual number of children receiving child welfare services at home (unduplicated) ...	187,280	181,435	192,594	211,150	210,000	215,000	215,000
<u>Out of home placements in:</u>							
Community-based placements.....	21,414	19,237	18,044	16,961	21,750	21,500	21,250
Group Homes: Community residential programs.....	1,922	1,473	1,299	1,181	1,900	1,900	1,900
Foster care: Community residential programs.....	19,091	17,469	16,489	15,495	19,500	19,250	19,000
Other: Community residential programs....	401	295	256	285	350	350	350
Annual recipients of in-state institutional care programs (unduplicated).....	1,466	1,199	956	848	1,700	1,700	1,700
Children in out-of-state programs.....	313	366	372	351	225	200	200
<u>Additional Family Support Services:</u>							
Percentage of children reunited with parents or primary caregiver within 12 months of placement.....	40.7%	37.8%	37.4%	33.7%	58.0%	60.0%	62.0%
Percentage of children not returning to care within 12 months of discharge to parents or primary caregivers.....	78.5%	80.3%	80.6%	81.6%	90.0%	90.0%	90.0%
Finalized adoptions.....	2,680	2,277	2,134	1,984	2,250	2,300	2,300
Children reaching permanency outside of adoption.....	7,332	6,158	5,599	5,947	8,200	8,200	8,200
Investigations of reported child abuse.....	42,124	36,773	34,821	39,888	39,636	46,000	42,000
Percentage of child abuse investigations substantiated.....	11.7%	12.6%	13.7%	12.5%	12.0%	11.0%	12.5%
Number of child abuse clearances processed (in thousands).....	833	888	813	813	849	850	850
Average number of days to process a child abuse clearance.....	6	5	2	3	4	5	5
<u>Homeless Assistance:</u>							
Persons receiving homeless services.....	77,663	73,975	57,206	59,018	64,695	65,000	100,000
<u>Other Human Services:</u>							
Domestic violence victims served.....	42,303	39,793	39,995	41,434	40,511	45,000	56,250
Rape crisis/sexual assault victims served..	33,348	24,798	23,134	24,966	29,169	34,000	34,000
Breast cancer screening clients.....	66,794	38,537	39,717	44,627	47,926	67,000	67,000
Legal service clients.....	15,243	13,046	15,746	13,365	16,241	16,500	43,617

Program: Child Development

Goal: To promote opportunities for all Pennsylvania children and families by building systems and providing supports that help ensure access to high-quality child and family services.

The Departments of Human Services and Education promote opportunities for all children and families by helping to ensure access to high-quality early care, education, and family services. The focus on effective prevention strategies and high-quality early care and education programs will help Pennsylvania mitigate the social and educational disparities of young at-risk children that influence their ability to attain economic independence and self-sufficiency as adults. In addition, research consistently shows that the economic and educational benefits of quality early learning programs extend from participating children to their families and communities.

[Keystone STARS](#) remains one of the largest, most comprehensive, quality rating improvement systems in the nation. Keystone STARS expands the reach of high-quality early child care and education in Pennsylvania for at-risk children. This program is designed to increase school readiness, increase future graduation rates of at-risk children, decrease involvement in crime and its associated costs to society, and prepare children for successful, self-sufficient lives.

[Early Childhood Education Professional Development Organizations \(ECE PDO\)](#) work regionally to support the child care workforce. ECE PDOs ensure that credit-bearing courses are available to move professionals through the educational continuum. A strong and competent early childhood education workforce increases the quality of child care and other early learning programs.

The subsidized child care program, [Child Care Works](#), allows children of families receiving cash assistance through the [Temporary Assistance for Needy Families \(TANF\)](#) program, families formerly receiving TANF, and low-income families to access child care while their parents are attending training or working. Families can select subsidized child care from various settings including child care centers, group child care homes, family child care homes, or relatives. Early Learning Resource Center agencies determine eligibility for subsidized child care, offer families a choice of child care services, provide information and counseling, and support early care and education program quality improvement.

The [Early Intervention](#) program, for children from birth to age three, provides services and support to qualified children with developmental delays or disabilities and their families to maximize the child's development. These services are provided to the child and family in the child's home, community, or early childhood education setting so that the child is well-prepared for school and life success.

The department also provides voluntary, evidence-based home visiting and community-based programs that help parents improve their parenting skills, resulting in healthier pregnancies and improved child health, learning, development, and well-being. These services are provided through a combination of state funds, the federal Title IV-B - Family Center funds, and the federal Maternal, Infant, and Early Childhood Home Visiting grant program through the following five evidence-based models: Early Head Start, Family Check-Up, Healthy Families America, Nurse-Family Partnership Program, and Parents as Teachers.

Program Recommendations:

This budget recommends the following changes: (Dollar Amounts in Thousands)

Child Care Services		Nurse Family Partnership	
\$ 26,221	—to continue current program.	\$ 16	—to replace federal funding received in 2023-24 for COVID-19 response.
3,110	—Initiative—to provide an increase in the minimum wage to \$15 an hour.	(86)	—revision of federal financial participation from a full-year blended rate of 53.59% to 54.8475%.
<u>\$ 29,331</u>	<i>Appropriation Increase</i>	<u>\$ (70)</u>	<i>Appropriation Decrease</i>
Child Care Assistance			
\$ 2,282	—Initiative—to provide an increase in the minimum wage to \$15 an hour.		
96	—Initiative—to increase Child Care Works subsidy rates to the 75th percentile.		
<u>\$ 2,378</u>	<i>Appropriation Increase</i>		

Program: Child Development, continued

Program Recommendations, continued:

This budget recommends the following changes: (Dollar Amounts in Thousands)

	Early Intervention
\$ 17,286	—to continue current program.
1,250	—to replace federal funding received in 2023-24 for COVID-19 response.
(1,872)	—revision of federal financial participation from a full-year blended rate of 53.59% to 54.8475%.
<hr/>	
\$ 16,664	<i>Appropriation Increase</i>

Appropriations within this Program:

	(Dollar Amounts in Thousands)						
	2022-23	2023-24	2024-25	2025-26	2026-27	2027-28	2028-29
	Actual	Available	Budget	Estimated	Estimated	Estimated	Estimated
GENERAL FUND:							
Community-Based Family Centers	\$ 34,558	\$ 34,558	\$ 34,558	\$ 34,558	\$ 34,558	\$ 34,558	\$ 34,558
Child Care Services	181,482	271,859	301,190	304,300	304,300	304,300	304,300
Child Care Assistance.....	109,885	123,255	125,633	128,011	128,011	128,011	128,011
Nurse Family Partnership	14,087	14,112	14,042	14,042	14,042	14,042	14,042
Early Intervention	170,104	185,541	202,205	202,205	202,205	202,205	202,205
TOTAL GENERAL FUND	\$ 510,116	\$ 629,325	\$ 677,628	\$ 683,116	\$ 683,116	\$ 683,116	\$ 683,116

Program Measures:

	2018-19	2019-20	2020-21	2021-22	2022-23	2023-24	2024-25
	Actual	Actual	Actual	Actual	Actual	Estimated	Estimated
Maintain supports and services that will improve the health, well-being, development, and safety of all Pennsylvania’s children.							
Child Development:							
Total children served in subsidized child care during the last month of the fiscal year.....	109,235	107,348	75,392	83,803	92,538	98,200	98,200
Percentage of children in subsidized child care enrolled in Keystone STARS Level 3 or 4 facilities.....	36.3%	35.6%	41.1%	40.8%	42.1%	42.0%	42.0%
Number of regulated facilities	7,240	6,985	6,849	6,576	6,461	6,500	6,500
Percentage of regulated facilities at Keystone STARS Level 3 or 4.....	24.0%	24.6%	22.1%	28.1%	29.1%	29.0%	29.0%
Early Intervention:							
Children participating in Early Intervention services	45,024	44,837	42,360	45,263	48,199	51,200	54,200
Evidence-Based Home Visiting Programs:							
Number of children served (funded slots) in evidence-based home visiting programs	8,975	10,789	10,397	9,873	9,856	10,000	10,000



INFRASTRUCTURE INVESTMENT AUTHORITY

The mission of the [Pennsylvania Infrastructure Investment Authority \(PENNVEST\)](#) is to serve the communities and the citizens of Pennsylvania through capital funding for drinking water, sewer, storm water, non-point source pollution prevention, and other related projects that benefit the health, safety, environment, promote economic development, and improve water quality.

The authority administers PENNVEST's program authorized by [Act 16 of 1988](#) that provides an investment pool of capital to rebuild and expand community drinking water systems and municipal sewage treatment facilities in the Commonwealth.

Programs and Goals

PENNVEST: *To promote public health and a clean environment and to further economic development in the Commonwealth by providing a financing program, technical assistance, and administrative support for community drinking water systems, municipal sewage treatment facilities, storm water control projects, and various other non-traditional water-related projects.*

Summary by Fund and Appropriation

(Dollar Amounts in Thousands)

	2022-23 ACTUAL	2023-24 AVAILABLE	2024-25 BUDGET
--	-------------------	----------------------	-------------------

OTHER FUNDS:

ENVIRONMENTAL STEWARDSHIP FUND:

Storm Water, Water, and Sewer Grants (EA)	\$ 21,773	\$ 21,865 ^a	\$ 22,324
---	-----------	------------------------	-----------

MARCELLUS LEGACY FUND:

Water and Sewer Projects (EA)	\$ 12,955	\$ 8,106	\$ 7,582
-------------------------------------	-----------	----------	----------

PENNVEST FUND:

PENNVEST Operations (EA)	\$ 5,934	\$ 5,934	\$ 6,414
--------------------------------	----------	----------	----------

Revenue Bond Loan Pool (EA)	10	10	10
-----------------------------------	----	----	----

Grants-Other Revenue Sources (EA)	35,000	35,000	35,000
---	--------	--------	--------

(R)Revolving Loans and Administration (EA)	80,000 ^b	80,000 ^b	100,000 ^b
--	---------------------	---------------------	----------------------

(R)Growing Greener Grants	-	-	-
---------------------------------	---	---	---

(R)Revolving Loans-Conditional Funds	-	1,000	1,000
--	---	-------	-------

(R)Marcellus Grants (Marcellus Legacy Fund)	-	-	-
---	---	---	---

PENNVEST FUND TOTAL	\$ 120,944	\$ 121,944	\$ 142,424
----------------------------------	-------------------	-------------------	-------------------

PENNVEST DRINKING WATER REVOLVING FUND:

Additional Drinking Water Projects Revolving Loans (EA)	\$ 200,000	\$ 456,000	\$ 512,000
---	------------	------------	------------

Transfer to Water Pollution Control Revolving Fund (EA)	20,000	20,000	20,000
---	--------	--------	--------

(F)Drinking Water Projects Revolving Loan Fund	50,000	50,000	43,000
--	--------	--------	--------

(F)IIJA-Drinking Water Projects Revolving Loan Fund	155,005	386,304	500,000
---	---------	---------	---------

(F)IIJA-CWTP-Drinking Water Projects Revolving Loan Fund (EA)	-	-	1,200
---	---	---	-------

(F)Loan Program Administration	2,532	1,500	1,500
--------------------------------------	-------	-------	-------

(F)IIJA-Loan Program Administration	6,639	15,485	15,485
---	-------	--------	--------

(F)Technical Assistance to Small Systems	1,750	1,750	1,750
--	-------	-------	-------

(F)IIJA-Technical Assistance to Small Systems	3,319	6,452	6,452
---	-------	-------	-------

(F)Assistance to State Programs	7,000	7,000	8,000
---------------------------------------	-------	-------	-------

(F)IIJA-Assistance to State Programs	1,000	7,360	7,360
--	-------	-------	-------

(F)Local Assistance and Source Water Pollution	8,500	11,268	11,268
--	-------	--------	--------

(F)IIJA-Local Assistance and Source Water Pollution	-	1,857	1,857
---	---	-------	-------

(F)Infrastructure Improvement Projects	3,700	41,039	75,086
--	-------	--------	--------

(R)Revolving Loans-Conditional Funds	-	1,000	1,000
--	---	-------	-------

PENNVEST DRINKING WATER REVOLVING FUND TOTAL	\$ 459,445	\$ 1,007,015	\$ 1,205,958
---	-------------------	---------------------	---------------------

PENNVEST WATER POLLUTION CONTROL REVOLVING FUND:

Additional Sewage Projects Revolving Loans (EA)	\$ 260,000	\$ 360,000	\$ 510,000
---	------------	------------	------------

Transfer to Drinking Water Revolving Fund (EA)	60,000	60,000	100,000
--	--------	--------	---------

(F)Sewage Projects Revolving Loan Fund	121,145	113,471	91,000
--	---------	---------	--------

(F)IIJA-Sewage Projects Revolving Loan Fund	75,000	165,942	250,000
---	--------	---------	---------

(F)IIJA-CWTP-Sewage Projects Revolving Loan Fund (EA)	-	-	1,200
---	---	---	-------

(F)Overflow and Storm Water Grants	4,800	4,800	4,800
--	-------	-------	-------

Summary by Fund and Appropriation

	(Dollar Amounts in Thousands)		
	2022-23	2023-24	2024-25
	ACTUAL	AVAILABLE	BUDGET
(F)COVID-SFR Clean Water Procurement Program	22,000	-	-
(R)Revolving Loans-Conditional Funds	-	1,000	1,000
PENNVEST WATER POLLUTION CONTROL REVOLVING FUND TOTAL.....	\$ 542,945	\$ 705,213	\$ 958,000
DEPARTMENT TOTAL - ALL FUNDS			
GENERAL FUND	\$ -	\$ -	\$ -
MOTOR LICENSE FUND.....	-	-	-
LOTTERY FUND.....	-	-	-
FEDERAL FUNDS	-	-	-
AUGMENTATIONS.....	-	-	-
RESTRICTED	-	-	-
OTHER FUNDS	1,158,062	1,864,143	2,336,288
TOTAL ALL FUNDS	\$ 1,158,062	\$ 1,864,143	\$ 2,336,288

^a Includes recommended supplemental executive authorization of \$4,629,000.

^b Includes \$16,216,600 for Water Pollution Control Projects and \$9,855,700 for Drinking Water Projects in 2022-23 Actual, \$14,199,400 for Water Pollution Control Projects and \$10,267,400 for Drinking Water Projects in 2023-24 Available, \$24,145,200 for Water Pollution Control Projects and \$18,482,200 for Drinking Water Projects in 2024-25 Budget.

^c Not added to the total to avoid double counting: 2022-23 Actual is \$24,186,893, 2023-24 Available is \$21,865,000, and 2024-25 Budget is \$22,324,000.

^d Not added to the total to avoid double counting: 2022-23 Actual is \$4,793,888, 2023-24 Available is \$8,106,000, and 2024-25 Budget is \$7,582,000.

Program Funding Summary

(Dollar Amounts in Thousands)

	2022-23	2023-24	2024-25	2025-26	2026-27	2027-28	2028-29
	Actual	Available	Budget	Estimated	Estimated	Estimated	Estimated
PENNVEST:							
GENERAL FUND.....	\$ -	\$ -	\$ -	\$ -	\$ -	\$ -	\$ -
MOTOR LICENSE FUND....	-	-	-	-	-	-	-
LOTTERY FUND	-	-	-	-	-	-	-
FEDERAL FUNDS	-	-	-	-	-	-	-
AUGMENTATIONS.....	-	-	-	-	-	-	-
RESTRICTED.....	-	-	-	-	-	-	-
OTHER FUNDS	1,158,062	1,864,143	2,336,288	2,305,218	2,258,077	2,225,392	2,190,948
DEPARTMENT TOTAL.....	\$ 1,158,062	\$ 1,864,143	\$ 2,336,288	\$ 2,305,218	\$ 2,258,077	\$ 2,225,392	\$ 2,190,948

Program: PENNVEST

Goal: To promote public health and a clean environment and to further economic development in the Commonwealth by providing a financing program, technical assistance, and administrative support for community drinking water systems, municipal sewage treatment facilities, storm water control projects, and various other non-traditional water-related projects.

The [Pennsylvania Infrastructure Investment Authority \(PENNVEST\)](#) program allocates capital to revitalize community infrastructure, including drinking water systems, sewage treatment facilities, [brownfield reclamation](#), and storm water control. These projects are crucial for safeguarding public health, enhancing water quality, and fostering economic development. [Act 16 of 2013](#) enhanced PENNVEST’s capacity to execute agricultural and rural initiatives, aligning consistent with the state’s [Nonpoint Source Management Plan](#). This empowers the authority to address runoff issues in rural areas, promoting effective control of contaminants and nutrients in streams.

PENNVEST provides financial support through [loans and grants](#) to municipalities, municipal authorities, private entities, and individuals. Homeowners can secure loans for [on-lot septic systems, initial connections to public systems, or to replace existing house sewer laterals](#). Funding also aids farmers, nonprofits, and others to install [best management practices](#), like riparian buffers that reduce nutrient contamination in rivers and streams, particularly in the Chesapeake Bay watershed. The Department of Environmental Protection, in collaboration with PENNVEST, helps system owners [apply for funding](#) and provides [technical assistance](#) on projects.

The [Clean Water State Revolving Fund](#) combines federal and state funds to establish a revolving loan fund for sewage treatment facility construction. The [Drinking Water State Revolving Fund \(DWSRF\)](#) operates similarly for drinking water projects and technical assistance, with proceeds from bond sales going to the DWSRF. Additionally, the authority’s revenue bond pool, supported by loan interest and principal repayments, disburses the funds from PENNVEST revenue bond sales. The Water and Sewer Systems Assistance Bond Fund, related to [Act 64 of 2008](#), holds interest and investment income along with loan repayments, supporting loans and grants.

Program Recommendations:

This budget recommends the following changes: (Dollar Amounts in Thousands)

PENNVEST Operations (EA)

\$ 480 —to continue current program.

Appropriations within this Program:

(Dollar Amounts in Thousands)

	2022-23	2023-24	2024-25	2025-26	2026-27	2027-28	2028-29
	Actual	Available	Budget	Estimated	Estimated	Estimated	Estimated
PENNVEST FUND:							
PENNVEST Operations (EA)	\$ 5,934	\$ 5,934	\$ 6,414	\$ 6,587	\$ 6,752	\$ 6,752	\$ 6,752

Infrastructure Investment Authority

Program: PENNVEST, continued

Program Measures:

	2018-19	2019-20	2020-21	2021-22	2022-23	2023-24	2024-25
	Actual	Actual	Actual	Actual	Actual	Estimated	Estimated
Increase the proportion of PENNVEST subsidies allocated to projects that would not occur in the absence of the subsidies.							
Grant equivalent subsidy per household served.....	\$ 188	\$ 52	\$ 80	\$ 61	\$ 39	\$ 55	\$ 55
Percentage of total project funding allocated to projects that would otherwise have higher financing rates.....	33%	27%	31%	30%	28%	30%	30%
Increase the number of drinking water and wastewater facilities that comply with safe drinking water requirements, improve system treatment capacity, and improve water quality.							
Population affected by drinking water projects funded in each year.....	187,974	2,007,627	1,511,876	670,834	2,205,917	500,000	1,000,000
Drinking water projects approved that will maintain or bring customers' water into compliance with Commonwealth drinking water standards	14	14	26	46	20	35	35



INSURANCE

The mission of the [Insurance Department](#) is to protect Pennsylvania's insurance consumers through fair and effective regulation of the marketplace.

The department enforces the insurance laws of the Commonwealth, monitors the financial solvency of insurance companies conducting business in Pennsylvania, regulates insurance rates and policy forms, licenses insurance companies and producers to conduct business in the state, and liquidates insolvent insurance companies. The department answers consumer inquiries, responds to consumer complaints, and produces and distributes educational information on insurance.

Programs and Goals

Insurance Industry Regulation: *To serve Pennsylvania's insurance consumers through fair and efficient regulation of the insurance industry.*

Summary by Fund and Appropriation

(Dollar Amounts in Thousands)

2022-23 2023-24 2024-25
 ACTUAL AVAILABLE BUDGET

GENERAL FUND:

Grants and Subsidies:

(F)Insurance Market Reform	\$ 5,000	\$ 5,000	\$ -
----------------------------------	----------	----------	------

OTHER FUNDS:

CATASTROPHIC LOSS BENEFITS CONTINUATION FUND:

CAT Administration (EA).....	\$ 2,158	\$ 2,443	\$ 2,451
CAT Claims (EA).....	6,050	6,050	6,050
Loan to Other Funds (EA).....	-	60,000	-

CATASTROPHIC LOSS BENEFITS CONTINUATION FUND TOTAL	\$ 8,208	\$ 68,493	\$ 8,501
---	-----------------	------------------	-----------------

INSURANCE LIQUIDATION FUND:

Liquidation - Administration (EA).....	\$ -	\$ -	\$ 994
Liquidation - Claims (EA)	-	-	10,000

INSURANCE LIQUIDATION FUND TOTAL	\$ -	\$ -	\$ 10,994
---	-------------	-------------	------------------

INSURANCE REGULATION AND OVERSIGHT FUND:

General Government Operations	\$ 34,202	\$ 36,071	\$ 39,653
(F)Insurance Market Reform	-	-	5,000

INSURANCE REGULATION AND OVERSIGHT FUND TOTAL	\$ 34,202	\$ 36,071	\$ 44,653
--	------------------	------------------	------------------

MEDICAL CARE AVAILABILITY AND REDUCTION OF ERROR FUND:

General Operations (EA).....	\$ 19,449	\$ 18,923	\$ 19,218
Payment of Claims (EA).....	175,020	242,000	230,000
Loan Repayment (EA)	-	-	63,000

MEDICAL CARE AVAILABILITY AND REDUCTION OF ERROR FUND TOTAL.....	\$ 194,469	\$ 260,923	\$ 312,218
---	-------------------	-------------------	-------------------

REINSURANCE FUND:

Reinsurance Administration (EA).....	\$ 300	\$ 480	\$ 400
Reinsurance-Payments to Entities (EA)	20,000	42,000	44,000
(F)Reinsurance Waiver Pass-Through (EA)	120,231	124,250	115,438

REINSURANCE FUND TOTAL	\$ 140,531	\$ 166,730	\$ 159,838
-------------------------------------	-------------------	-------------------	-------------------

UNDERGROUND STORAGE TANK INDEMNIFICATION FUND:

Administration (EA).....	\$ 16,873	\$ 15,555	\$ 17,661
Claims (EA)	40,000	40,000	38,000

UNDERGROUND STORAGE TANK INDEMNIFICATION FUND TOTAL	\$ 56,873	\$ 55,555	\$ 55,661
--	------------------	------------------	------------------

WORKERS' COMPENSATION SECURITY FUND:

WCS Administration (EA).....	\$ 10,000	\$ 9,011	\$ 9,072
WCS Claims (EA)	29,000	29,000	29,000
Transfer to Reinsurance Fund (EA).....	-	-	- ^a
Reassessment Payments (EA)	-	-	24,000

WORKERS' COMPENSATION SECURITY FUND TOTAL	\$ 39,000	\$ 38,011	\$ 62,072
--	------------------	------------------	------------------

Summary by Fund and Appropriation

(Dollar Amounts in Thousands)

	2022-23 ACTUAL	2023-24 AVAILABLE	2024-25 BUDGET
DEPARTMENT TOTAL - ALL FUNDS			
GENERAL FUND	\$ -	\$ -	\$ -
MOTOR LICENSE FUND	-	-	-
LOTTERY FUND	-	-	-
FEDERAL FUNDS	5,000	5,000	-
AUGMENTATIONS	-	-	-
RESTRICTED	-	-	-
OTHER FUNDS	473,283	625,783	653,937
TOTAL ALL FUNDS	\$ 478,283	\$ 630,783	\$ 653,937

^a Not added to avoid double counting: 2024-25 Budget is \$50,000,000.

Program Funding Summary

(Dollar Amounts in Thousands)

	2022-23 Actual	2023-24 Available	2024-25 Budget	2025-26 Estimated	2026-27 Estimated	2027-28 Estimated	2028-29 Estimated
INSURANCE INDUSTRY REGULATION:							
GENERAL FUND	\$ -	\$ -	\$ -	\$ -	\$ -	\$ -	\$ -
MOTOR LICENSE FUND	-	-	-	-	-	-	-
LOTTERY FUND	-	-	-	-	-	-	-
FEDERAL FUNDS	5,000	5,000	-	-	-	-	-
AUGMENTATIONS	-	-	-	-	-	-	-
RESTRICTED	-	-	-	-	-	-	-
OTHER FUNDS	473,283	625,783	653,937	569,378	571,389	571,222	571,222
DEPARTMENT TOTAL	\$ 478,283	\$ 630,783	\$ 653,937	\$ 569,378	\$ 571,389	\$ 571,222	\$ 571,222

Program: Insurance Industry Regulation

Goal: To serve Pennsylvania's insurance consumers through fair and efficient regulation of the insurance industry.

Regulation and Consumer Protection

The [Insurance Department](#) oversees the operation of approximately 1,700 insurance companies and 373,000 insurance producers, bail bondsmen, public adjusters, and physical damage appraisers. The department authorizes the admission of new insurers to the state, tests and licenses insurance producers, registers health insurance navigators and exchange assisters, and reviews and approves approximately 13,000 rate, rule, form, and statistical filings each year. The department analyzes annual and quarterly financial statements and other corporate transactions filed by regulated entities, conducts onsite financial examinations of domestic insurance companies annually, and conducts adjudicatory hearings.

The financial condition of insurers licensed to transact business in Pennsylvania is monitored and regulated through the Insurance Department's examination and financial analysis functions. The insurance commissioner serves as statutory liquidator/receiver for Pennsylvania domestic insurers found to be insolvent by the Commonwealth Court. The department serves consumers by investigating consumer inquiries and complaints, reviewing the conduct of insurance carriers, and enforcing Pennsylvania's insurance laws. The Insurance Department provides the public with insurance information, education, and complaint resolution services. The department has a consumer liaison to lead outreach and education efforts with communities and provide resources for consumers and stakeholders.

The Insurance Department's examination of insurance companies provides an in-depth analysis of the risks facing the companies and the potential effects on consumers. The department analyzes annual market conduct statements and data; conducts investigations of possible insurance law violations by producers, bail bondsmen, public adjusters, and physical damage appraisers; and undertakes onsite market conduct examinations of insurance company records, files, and operations.

Oversight

The Insurance Department:

- Regulates all lines of insurance;
- Shares responsibility to implement aspects of the federal Patient Protection and Affordable Care Act (ACA);
- Administers and oversees special funds, including:
 - The Medical Care Availability and Reduction of Error Fund (Mcare);
 - The Catastrophic Loss Benefits Continuation Fund (CAT);
 - The Underground Storage Tank Indemnification Fund (USTIF);
 - The Reinsurance Fund; and
 - The Workers' Compensation Security Fund (WCSF).

The department has a significant role ensuring Pennsylvania's health insurers comply with the private market reform provisions of the federal ACA. Pennsylvania transitioned to a [state-based exchange](#) in 2021. The Insurance Department monitors health insurance company rates in certain markets to protect consumers against unreasonable rate increases and provides consumers information about private insurance options, particularly in the individual market. It administers grant funding provided to the state by the ACA to continue to improve and increase the transparency of the Commonwealth's health insurance rate review process and effectively oversees and enforces the federal Public Health Service Act's provisions on health insurance issuers.

[Mcare](#), established pursuant to [Act 13 of 2002](#), is responsible for payment of losses or damages, in excess of basic insurance coverage awarded in medical professional liability actions against participating health care providers.

[CAT](#) provides up to \$1 million in benefits to Pennsylvanians catastrophically injured in motor vehicle accidents between October 1, 1984, and December 31, 1989, after exceeding a threshold of \$100,000 in medical payments. Payments from the fund are projected until 2094.

[USTIF](#) provides reimbursement of remediation to eligible owners and operators of underground storage tanks. In addition to reimbursing eligible tank owners or operators for damages caused by releases from their tanks, the fund also provides similar benefits to tank installers under the Tank Installation Indemnification Program.

The [Reinsurance Fund](#) moderates premiums in the Commonwealth's individual health insurance market and maintains and protects coverage gain in the Commonwealth.

The [Workers' Compensation Security Fund](#) provides administration and payment for compensation provided by the Workers' Compensation Act to individuals who are insured by an insolvent insurer.

Program: Insurance Industry Regulation, continued

Program Recommendations:

This budget recommends the following changes: (Dollar Amounts in Thousands)

General Government Operations	
\$ 2,222	—to continue current program.
917	—Initiative—to implement the provisions of Act 146 of 2022.
443	—Initiative—to reduce insurance investigation backlogs.
<hr/>	
\$ 3,582	<i>Appropriation Increase</i>

Appropriations within this Program:

	(Dollar Amounts in Thousands)						
	2022-23	2023-24	2024-25	2025-26	2026-27	2027-28	2028-29
	Actual	Available	Budget	Estimated	Estimated	Estimated	Estimated
INSURANCE REGULATION AND OVERSIGHT FUND:							
General Government Operations ..	<u>\$ 34,202</u>	<u>\$ 36,071</u>	<u>\$ 39,653</u>	<u>\$ 40,687</u>	<u>\$ 41,420</u>	<u>\$ 41,253</u>	<u>\$ 41,253</u>

Program Measures:

	2018-19	2019-20	2020-21	2021-22	2022-23	2023-24	2024-25
	Actual	Actual	Actual	Actual	Actual	Estimated	Estimated
Support the insurance industry's need of speed to market for new property and casualty programs and policy changes.							
Percentage of forms and rate filings for property, casualty, life, accident, and health programs and policy changes opened, reviewed, and closed within 20 days of submission	81%	79%	76%	76%	75%	75%	75%
Reduce Pennsylvania's uninsured population.							
Percentage of population without health insurance	5.5%	5.8%	5.4%	5.4%	5.2%	5.3%	5.9%



HEALTH INSURANCE EXCHANGE AUTHORITY

The mission of the [Pennsylvania Health Insurance Exchange Authority \(PHIEA\)](#) is to improve the accessibility and affordability of individual market health coverage for Pennsylvanians.

Programs and Goals

Health Insurance Exchange: To serve Pennsylvania's individual health insurance market customers without disruption, operate a state-based exchange, and support the needs of consumers purchasing health insurance in the individual market while ensuring the stability and affordability of the health and dental offerings available through the Pennsylvania Health Insurance Exchange Authority.

Health Insurance Exchange Authority

Summary by Fund and Appropriation

(Dollar Amounts in Thousands)

	2022-23 ACTUAL	2023-24 AVAILABLE	2024-25 BUDGET
OTHER FUNDS:			
PENNSYLVANIA HEALTH INSURANCE EXCHANGE FUND:			
General Government Operations (EA)	\$ 52,224	\$ 40,000	\$ 34,838
(F)Transitioning to State-Based Exchange (EA).....	21,320	24,121	21,500
Subsidy Wrap Program (EA).....	-	-	44,400
Transfer to Reinsurance Fund (EA).....	20,300	31,260	-
PENNSYLVANIA HEALTH INSURANCE EXCHANGE FUND TOTAL.....	\$ 93,844	\$ 95,381	\$ 100,738

Program Funding Summary

(Dollar Amounts in Thousands)

	2022-23 Actual	2023-24 Available	2024-25 Budget	2025-26 Estimated	2026-27 Estimated	2027-28 Estimated	2028-29 Estimated
HEALTH INSURANCE EXCHANGE:							
GENERAL FUND.....	\$ -	\$ -	\$ -	\$ -	\$ -	\$ -	\$ -
MOTOR LICENSE FUND....	-	-	-	-	-	-	-
LOTTERY FUND	-	-	-	-	-	-	-
FEDERAL FUNDS	-	-	-	-	-	-	-
AUGMENTATIONS.....	-	-	-	-	-	-	-
RESTRICTED.....	-	-	-	-	-	-	-
OTHER FUNDS.....	93,844	95,381	100,738	101,679	102,573	102,573	102,573
DEPARTMENT TOTAL.....	\$ 93,844	\$ 95,381	\$ 100,738	\$ 101,679	\$ 102,573	\$ 102,573	\$ 102,573

Program: Health Insurance Exchange

Goal: To serve Pennsylvania’s individual health insurance market customers without disruption, operate a state-based exchange, and support the needs of consumers purchasing health insurance in the individual market while ensuring the stability and affordability of the health and dental offerings available through the Pennsylvania Health Insurance Exchange Authority.

The [Pennsylvania Health Insurance Exchange Authority \(PHIEA\)](#) is a state-affiliated entity established by [Act 42 of 2019](#) to create a state-based insurance exchange, reduce costs, and better support the needs of consumers purchasing health insurance in the individual market. PHIEA’s technology platform and customer service operations, called [Pennie™](#), have replaced the federal marketplace, [HealthCare.Gov](#), for Pennsylvanians enrolling in health and dental coverage. As such, PHIEA plays a critical role in ensuring the stability, affordability, and accessibility of the individual health insurance market for the benefit of hundreds of thousands of Pennsylvanians who rely on the health insurance exchange.

PHIEA serves as an unbiased resource for Pennsylvanians enrolling in individual market health coverage and accessing financial assistance to help pay for premiums. It partners with insurance brokers, carriers, providers, navigators, and consumer advocates to provide a consumer-friendly shopping experience to help residents select the best coverage to suit their needs and budgets. PHIEA is governed by a board of directors made up of gubernatorial and legislative appointees as well as cabinet members.

Program Recommendations:

This budget recommends the following changes: (Dollar Amounts in Thousands)

	General Government Operations (EA)		Subsidy Wrap Program (EA)
\$ (2,601)	—to continue current program.	\$ 44,400	—Initiative—to create a pilot program to reduce health
(2,561)	—nonrecurring budgetary reserve.		insurance costs for the uninsured or underinsured.
(5,162)	<i>Appropriation Decrease</i>		
	Transfer to Reinsurance Fund (EA)		
\$ (31,260)	—reduction to allow funding for Subsidy Wrap Program.		

Appropriations within this Program:

(Dollar Amounts in Thousands)

	2022-23	2023-24	2024-25	2025-26	2026-27	2027-28	2028-29
	Actual	Available	Budget	Estimated	Estimated	Estimated	Estimated
PENNSYLVANIA HEALTH INSURANCE EXCHANGE FUND:							
General Government Operations (EA)	\$ 52,224	\$ 40,000	\$ 34,838	\$ 35,779	\$ 36,673	\$ 36,673	\$ 36,673
Transfer to Reinsurance Fund (EA)....	20,300	31,260	-	44,400	44,400	44,400	44,400
Subsidy Wrap Program (EA).....	-	-	44,400	-	-	-	-
TOTAL PENNSYLVANIA HEALTH INSURANCE EXCHANGE FUND	\$ 72,524	\$ 71,260	\$ 79,238	\$ 80,179	\$ 81,073	\$ 81,073	\$ 82,300



LABOR AND INDUSTRY

The mission of the [Department of Labor and Industry \(L&I\)](#) is to foster a workforce system that improves the quality of life and promotes economic prosperity; encourages labor-management cooperation; ensures safety, accessibility, independence, and financial stability; and prepares the Commonwealth's workforce for the jobs of today and tomorrow. L&I's diverse team of compassionate, respectful, and hardworking public servants partners with labor and industry to consistently meet their needs in a fair, ethical, fiscally responsible, and responsive manner.

The mission is accomplished through programs that protect the health, welfare, and safety of workers; provide meaningful job training and placement services; stabilize the incomes of injured, disabled, or unemployed workers; and facilitate labor-management cooperation.

Programs and Goals

Community and Occupational Safety and Stability: To further economic development in the Commonwealth by promoting the health, welfare, and safety of employees and acting to maintain continuous production and employment through mediation.

Workers' Compensation and Unemployment Assistance: To further economic development in the Commonwealth by stabilizing the incomes of employees who become injured or unemployed.

Workforce Investment: To provide meaningful job training and placement services in a coordinated role with other Commonwealth agencies, the private sector, and the federal government in order to secure unsubsidized employment for unemployed Pennsylvanians.

Vocational Rehabilitation: To enable eligible persons with disabilities to obtain competitive employment.

Summary by Fund and Appropriation

(Dollar Amounts in Thousands)

	2022-23	2023-24	2024-25
	ACTUAL	AVAILABLE	BUDGET

GENERAL FUND:

General Government:

General Government Operations	\$ 14,243	\$ 15,038	\$ 17,236
(F)Disability Determination	155,439	155,439	160,147
(F)Community Service and Corps	15,380	15,380	18,463
(F)WIOA-Administration	11,000	11,000	11,000
(F)IRA-CWTP-Administration (EA)	-	366 ^a	991
(F)IIJA-CWTP-Administration (EA)	-	34 ^b	92
(F)New Hires	1,701	1,701	1,701
(F)DUA Administration Payments (EA)	175	23	-
(A)Interpreter Registry	68	80	80
(R)Vending Machine Proceeds	57	250	250
Subtotal	<u>\$ 198,063</u>	<u>\$ 199,311</u>	<u>\$ 209,960</u>
Occupational and Industrial Safety	2,945	3,573	4,174
(F)Lead Certification and Accreditation	494	494	494
(A)Inspection Fees	10,000	10,000	10,000
(R)Asbestos and Lead Certification (EA)	2,025	2,025	2,025
Subtotal	<u>\$ 15,464</u>	<u>\$ 16,092</u>	<u>\$ 16,693</u>
Subtotal - State Funds	\$ 17,188	\$ 18,611	\$ 21,410
Subtotal - Federal Funds	184,189	184,437	192,888
Subtotal - Augmentations	10,068	10,080	10,080
Subtotal - Restricted	2,082	2,275	2,275
Total - General Government	<u>\$ 213,527</u>	<u>\$ 215,403</u>	<u>\$ 226,653</u>

Grants and Subsidies:

Occupational Disease Payments	\$ 147	\$ 101	\$ 86
Transfer to Vocational Rehabilitation Fund	47,942	47,942	48,718
Supported Employment	397	397	397
Centers for Independent Living	2,150	2,634	2,634
Workers' Compensation Payments	278	200	200
New Choices/New Options	1,000	1,000	1,000
Assistive Technology Financing	750	1,000	1,000
Assistive Technology Demonstration and Training	450	850	850
(F)WIOA-Dislocated Workers	109,000	109,000	109,000
(F)WIOA-Youth Employment and Training	52,000	84,000	84,000
(F)WIOA-Adult Employment and Training	50,000	50,000	50,000
(F)WIOA-Statewide Activities	30,000	30,000	30,000
(F)COVID-WIOA-National Dislocated Worker (EA)	25	-	-
(F)Reed Act-Employment Services	5,000	5,000	5,000

Summary by Fund and Appropriation

(Dollar Amounts in Thousands)

	2022-23 ACTUAL	2023-24 AVAILABLE	2024-25 BUDGET
(F)Reed Act-Unemployment Insurance	5,000	3,816	3,816
(F)TANFBG-Youth Employment and Training	25,000	25,000	25,000
(F)Comprehensive Workforce Development (EA).....	2,065	2,065	2,065
Subtotal	<u>\$ 278,090</u>	<u>\$ 308,881</u>	<u>\$ 308,881</u>
Industry Partnerships	2,813	2,813	5,000
Skills-Based Hiring.....	-	-	2,000
Career Pathways	-	-	2,000
Schools-to-Work.....	-	3,500	3,500
Apprenticeship Training	7,500	10,500	10,000
Subtotal - State Funds.....	\$ 63,427	\$ 70,937	\$ 77,385
Subtotal - Federal Funds.....	278,090	308,881	308,881
Total - Grants and Subsidies.....	<u>\$ 341,517</u>	<u>\$ 379,818</u>	<u>\$ 386,266</u>
STATE FUNDS	\$ 80,615	\$ 89,548	\$ 98,795
FEDERAL FUNDS	462,279	493,318	501,769
AUGMENTATIONS	10,068	10,080	10,080
RESTRICTED	2,082	2,275	2,275
GENERAL FUND TOTAL.....	<u>\$ 555,044</u>	<u>\$ 595,221</u>	<u>\$ 612,919</u>

OTHER FUNDS:

ADMINISTRATION FUND:

Administration of Unemployment Compensation (EA).....	\$ 1,000	\$ 600	\$ 600
(F)Administration of Unemployment Compensation (EA)	172,700	137,000	127,000
(F)COVID-Administration of Unemployment Compensation (EA)	6,979	5,636	-
(F)COVID-Federal Pandemic Unemployment Compensation (EA).....	3,583	-	-
(F)COVID-Pandemic Unemployment Assistance Admin (EA)	23,975	6,037	-
(F)COVID-Pandemic Emergency Unemployment Comp Admin (EA)	3,614	1,867	-
Workforce Development (EA).....	640	640	640
(F)Workforce Development (EA).....	93,219	93,219	93,219
(A)Reimbursements-DHS PACSES Interface.....	66	66	66

ADMINISTRATION FUND TOTAL	<u>\$ 305,776</u>	<u>\$ 245,065</u>	<u>\$ 221,525</u>
--	--------------------------	--------------------------	--------------------------

SPECIAL ADMINISTRATION FUND:

Administration of Unemployment (EA).....	\$ 11,000	\$ 14,000	\$ 14,000
--	-----------	-----------	-----------

EMPLOYMENT FUND FOR THE BLIND:

General Operations.....	\$ 192	\$ 500	\$ 500
-------------------------	--------	--------	--------

HAZARDOUS MATERIAL RESPONSE FUND:

(R)Hazardous Material Response Administration	\$ 6	\$ 517	\$ 517
---	------	--------	--------

REHABILITATION CENTER FUND:

General Operations.....	\$ 40,764	\$ 37,940	\$ 38,010
-------------------------	-----------	-----------	-----------

Summary by Fund and Appropriation

(Dollar Amounts in Thousands)

	2022-23 ACTUAL	2023-24 AVAILABLE	2024-25 BUDGET
STATE WORKERS' INSURANCE FUND:			
State Workers' Insurance Fund	\$ 146,370	\$ 215,217	\$ 215,000
UNEMPLOYMENT COMPENSATION CONTRIBUTION FUND:			
(R)Reemployment Services (EA)	\$ 11,581	\$ 10,000	\$ 15,000 ^c
(R)Service and Infrastructure Improvement (EA).....	19,645	108,268	139,105 ^d
UNEMPLOYMENT COMPENSATION CONTRIBUTION FUND TOTAL	\$ 31,226	\$ 118,268	\$ 154,105
VOCATIONAL REHABILITATION FUND:			
General Operations (EA).....	\$ - ^e	\$ - ^e	\$ - ^e
(F)Vocational Rehabilitation Services (EA).....	181,888	181,888	188,228
VOCATIONAL REHABILITATION FUND TOTAL	\$ 181,888	\$ 181,888	\$ 188,228
WORKERS' COMPENSATION ADMINISTRATION FUND:			
Administration of Workers' Compensation.....	\$ 75,802	\$ 75,802	\$ 87,302
(A)Conference Fees.....	270	300	300
WORKERS' COMPENSATION ADMINISTRATION FUND TOTAL	\$ 76,072	\$ 76,102	\$ 87,602
DEPARTMENT TOTAL - ALL FUNDS			
GENERAL FUND	\$ 80,615	\$ 89,548	\$ 98,795
MOTOR LICENSE FUND.....	-	-	-
LOTTERY FUND.....	-	-	-
FEDERAL FUNDS	462,279	493,318	501,769
AUGMENTATIONS.....	10,068	10,080	10,080
RESTRICTED	2,082	2,275	2,275
OTHER FUNDS	793,294	889,497	919,487
TOTAL ALL FUNDS	\$ 1,348,338	\$ 1,484,718	\$ 1,532,406

^a Includes recommended supplemental executive authorization of \$366,000.

^b Includes recommended supplemental executive authorization of \$34,000.

^c This budget proposes to reauthorize and increase the allocation to the Reemployment Fund, and use an additional \$5,000,000 for the Pennsylvania Outdoor Corps.

^d This budget includes a new Service and Infrastructure Improvement reauthorization of \$68,000,000 for 2024-25 to continue Unemployment Compensation program operations.

^e The General Fund transfer to Vocational Rehabilitation Fund not added to avoid double counting. General Operations (EA) for 2022-23 Actual is \$47,942,000, 2023-24 Available is \$47,942,000, and 2024-25 Budget is \$48,718,000.

Program Funding Summary

(Dollar Amounts in Thousands)

	2022-23	2023-24	2024-25	2025-26	2026-27	2027-28	2028-29
	Actual	Available	Budget	Estimated	Estimated	Estimated	Estimated
COMMUNITY AND OCCUPATIONAL SAFETY AND STABILITY:							
GENERAL FUND.....	\$ 17,188	\$ 18,611	\$ 21,410	\$ 22,462	\$ 23,024	\$ 23,024	\$ 23,024
MOTOR LICENSE FUND....	-	-	-	-	-	-	-
LOTTERY FUND	-	-	-	-	-	-	-
FEDERAL FUNDS	15,874	15,874	18,957	18,957	18,957	18,957	18,957
AUGMENTATIONS.....	10,068	10,080	10,080	10,080	10,080	10,080	10,080
RESTRICTED.....	2,025	2,025	2,025	2,025	2,025	2,025	2,025
OTHER FUNDS	6	517	517	80	80	80	80
SUBCATEGORY TOTAL	\$ 45,161	\$ 47,107	\$ 52,989	\$ 53,604	\$ 54,166	\$ 54,166	\$ 54,166
WORKERS' COMPENSATION AND UNEMPLOYMENT ASSISTANCE:							
GENERAL FUND.....	\$ 425	\$ 301	\$ 286	\$ 286	\$ 286	\$ 286	\$ 286
MOTOR LICENSE FUND....	-	-	-	-	-	-	-
LOTTERY FUND	-	-	-	-	-	-	-
FEDERAL FUNDS	165,614	164,278	168,963	160,147	160,147	160,147	160,147
AUGMENTATIONS.....	-	-	-	-	-	-	-
RESTRICTED.....	-	-	-	-	-	-	-
OTHER FUNDS	464,938	564,727	583,307	533,354	547,595	553,332	562,961
SUBCATEGORY TOTAL	\$ 630,977	\$ 729,306	\$ 752,556	\$ 693,787	\$ 708,028	\$ 713,765	\$ 723,394
WORKFORCE INVESTMENT:							
GENERAL FUND.....	\$ 11,313	\$ 17,813	\$ 23,500	\$ 23,500	\$ 23,500	\$ 23,500	\$ 23,500
MOTOR LICENSE FUND....	-	-	-	-	-	-	-
LOTTERY FUND	-	-	-	-	-	-	-
FEDERAL FUNDS	280,791	313,166	313,849	313,849	313,849	313,849	313,849
AUGMENTATIONS.....	-	-	-	-	-	-	-
RESTRICTED.....	-	-	-	-	-	-	-
OTHER FUNDS	105,506	103,925	108,925	108,925	108,925	108,925	108,925
SUBCATEGORY TOTAL	\$ 397,610	\$ 434,904	\$ 446,274	\$ 446,274	\$ 446,274	\$ 446,274	\$ 446,274
VOCATIONAL REHABILITATION:							
GENERAL FUND.....	\$ 51,689	\$ 52,823	\$ 53,599	\$ 53,599	\$ 53,599	\$ 53,599	\$ 53,599
MOTOR LICENSE FUND....	-	-	-	-	-	-	-
LOTTERY FUND	-	-	-	-	-	-	-
FEDERAL FUNDS	-	-	-	-	-	-	-
AUGMENTATIONS.....	-	-	-	-	-	-	-
RESTRICTED.....	57	250	250	250	250	250	250
OTHER FUNDS	222,844	220,328	226,738	220,028	215,268	215,928	216,078
SUBCATEGORY TOTAL	\$ 274,590	\$ 273,401	\$ 280,587	\$ 273,877	\$ 269,117	\$ 269,777	\$ 269,927

Program Funding Summary

(Dollar Amounts in Thousands)

	2022-23	2023-24	2024-25	2025-26	2026-27	2027-28	2028-29
	Actual	Available	Budget	Estimated	Estimated	Estimated	Estimated
ALL PROGRAMS:							
GENERAL FUND.....	\$ 80,615	\$ 89,548	\$ 98,795	\$ 99,847	\$ 100,409	\$ 100,409	\$ 100,409
MOTOR LICENSE FUND....	-	-	-	-	-	-	-
LOTTERY FUND	-	-	-	-	-	-	-
FEDERAL FUNDS	462,279	493,318	501,769	492,953	492,953	492,953	492,953
AUGMENTATIONS.....	10,068	10,080	10,080	10,080	10,080	10,080	10,080
RESTRICTED.....	2,082	2,275	2,275	2,275	2,275	2,275	2,275
OTHER FUNDS	793,294	889,497	919,487	862,387	871,868	878,265	888,044
DEPARTMENT TOTAL.....	\$ 1,348,338	\$ 1,484,718	\$ 1,532,406	\$ 1,467,542	\$ 1,477,585	\$ 1,483,982	\$ 1,493,761

Program: Community and Occupational Safety and Stability

Goal: To further economic development in the Commonwealth by promoting the health, welfare, and safety of employees and acting to maintain continuous production and employment through mediation.

The [Department of Labor and Industry \(L&I\)](#) administers and enforces a wide range of laws designed to enhance income security, safeguard the health of workers and the general public, protect workers' rights, and promote stable labor relations and labor-management cooperation.

Income Security and Workers' Rights

The department administers and enforces Pennsylvania's [labor laws](#) including the [Minimum Wage Act](#), the [Wage Payment and Collection Law](#), and the [Prevailing Wage Act](#) on publicly paid construction projects. It also enforces the laws protecting certain workers' rights, specifically minors who are employed, seasonal farm laborers, health care workers, and workers misclassified as independent contractors. The department enforces [Act 75 of 2019](#), which prohibits the employment of individuals in the construction industry unauthorized to work in the United States and requires construction industry employers to verify employment eligibility through the federal E-Verify program.

Labor Relations

L&I promotes stable labor relations by mediating public and private disputes pursuant to the Public Employee Relations Act and the National Labor Relations Act. Additionally, the department provides grievance mediation services, assists public and private sector employers and unions in forming and operating labor-management committees, and offers labor-management communications training.

The [Pennsylvania Labor Relations Board](#) enforces and implements Pennsylvania laws which relate to collective bargaining in both the public and private sectors, including the [Pennsylvania Labor Relations Act](#), the [Public Employee Relations Act](#), and [Act 111 of 1968](#) (police and firefighter collective bargaining). The board also selects collective bargaining representatives, prevents unfair practices in the public sector, and helps to resolve collective bargaining disputes by creating arbitration panels and appointing fact finders.

Public Health and Safety

The department enforces and administers a variety of [public safety](#) statutes and regulations which address building construction and accessibility, elevators, boilers, liquefied petroleum gas, flammable and combustible liquids, employee safety with regard to hazardous chemicals, accreditation and certification in lead-based paint and asbestos occupations, and the testing and certification for people charged with enforcing the [Uniform Construction Code](#). Additionally, L&I administers the [Hazardous Material Emergency Planning & Response Act](#) by collecting Tier II hazardous chemical inventory report data, material safety data sheets, and site plans from every Pennsylvania employer.

Program Recommendations:

This budget recommends the following changes: (Dollar Amounts in Thousands)

General Government Operations		Occupational and Industrial Safety	
\$ 1,006	—to continue current program.	\$ 601	—to continue current program.
1,192	—Initiative—to provide additional resources for labor law compliance.		
<u>\$ 2,198</u>	<i>Appropriation Increase</i>		

Program: Community and Occupational Safety and Stability, continued

Appropriations within this Program:

(Dollar Amounts in Thousands)

	2022-23	2023-24	2024-25	2025-26	2026-27	2027-28	2028-29
	Actual	Available	Budget	Estimated	Estimated	Estimated	Estimated
GENERAL FUND:							
General Government Operations	\$ 14,243	\$ 15,038	\$ 17,236	\$ 17,701	\$ 18,144	\$ 18,144	\$ 18,144
Occupational and Industrial Safety	2,945	3,573	4,174	4,761	4,880	4,880	4,880
TOTAL GENERAL FUND.....	\$ 17,188	\$ 18,611	\$ 21,410	\$ 22,462	\$ 23,024	\$ 23,024	\$ 23,024

Program Measures:

	2018-19	2019-20	2020-21	2021-22	2022-23	2023-24	2024-25
	Actual	Actual	Actual	Actual	Actual	Estimated	Estimated
Increase compliance with labor laws.							
Wages collected by Bureau of Labor Law Compliance under Minimum Wage Act, Wage Payment and Collection Law, and Prevailing Wage Act (in millions)	\$ 5.0	\$ 5.1	\$ 7.7	\$ 5.1	\$ 5.0	\$ 5.1	\$ 6.1

Program: Workers' Compensation and Unemployment Assistance

Goal: To further economic development in the Commonwealth by stabilizing the incomes of employees who become injured or unemployed.

The department provides income and medical services security to qualifying individuals, including workers' compensation, unemployment compensation, occupational disease payments, and Social Security disability payments.

[Workers' compensation](#) insurance provides wage loss benefits and payments for medical services to employees for injuries or diseases sustained while on the job. Occupational disease payments are made under the [Workers' Compensation Act](#) and the [Occupational Disease Act](#), primarily to workers with silicosis and related diseases, commonly referred to as "black lung."

Act 34 of 2023 provides additional state funds from the Service and Infrastructure Improvement Fund for the administration of [unemployment compensation](#). Revenues in the account are derived from a portion of employee unemployment compensation taxes. The funding is intended to support the operations of the unemployment compensation system and maintain adequate service levels during the implementation and initial deployment of technological upgrades.

Program Recommendations:

This budget recommends the following changes: (Dollar Amounts in Thousands)

GENERAL FUND:		WORKERS' COMPENSATION ADMINISTRATION FUND:	
Occupational Disease Payments		Administration of Workers' Compensation	
\$ (15)	—to continue current program based on payment requirements.	\$ 11,500	—to continue current projects.

Appropriations within this Program:

	(Dollar Amounts in Thousands)						
	2022-23	2023-24	2024-25	2025-26	2026-27	2027-28	2028-29
	Actual	Available	Budget	Estimated	Estimated	Estimated	Estimated
GENERAL FUND:							
Occupational Disease Payments.....	\$ 147	\$ 101	\$ 86	\$ 86	\$ 86	\$ 86	\$ 86
Workers' Compensation Payments.....	278	200	200	200	200	200	200
TOTAL GENERAL FUND.....	\$ 425	\$ 301	\$ 286	\$ 286	\$ 286	\$ 286	\$ 286
WORKERS' COMPENSATION ADMINISTRATION FUND:							
Administration of Workers' Compensation.....	\$ 75,802	\$ 75,802	\$ 87,302	\$ 78,149	\$ 80,095	\$ 80,095	\$ 80,095

Program: Workers' Compensation and Unemployment Assistance, continued

Program Measures:

	2018-19	2019-20	2020-21	2021-22	2022-23	2023-24	2024-25
	Actual	Actual	Actual	Actual	Actual	Estimated	Estimated
Reduce the cost of paying unemployment compensation claims and collecting UC taxes while improving services for claimants and employers.							
Percentage of first payments within two weeks following the first week claims could be paid	88%	88%	88%	65%	46%	75%	85%
Percentage of eligibility determinations within three weeks of discovering that there was an issue to be investigated.....	66%	69%	69%	25%	40%	60%	80%
Reduce the number of Pennsylvania's workplace injury fatalities through increased safety and health training and outreach initiatives.							
Workplace injury fatalities.....	84	96	96	80	43	88	88
Free workplace safety and health training and outreach events.....	458	433	692	733	694	700	715
Attendees at workplace safety and health training and outreach events	35,890	44,870	41,214	34,499	30,233	40,000	45,000

Program: Workforce Investment

Goal: To provide meaningful job training and placement services in a coordinated role with other Commonwealth agencies, the private sector, and the federal government in order to secure unsubsidized employment for unemployed Pennsylvanians.

L&I oversees [workforce development programs](#) serving job seekers, incumbent workers, and employers as part of a workforce development system delivering a range of employment, training, and labor market information services statewide. The department coordinates with other state agencies and local partners to deliver workforce development services. Programs help individuals (including unemployed individuals and people receiving Temporary Assistance for Needy Families) develop skills, find suitable employment in family sustaining jobs, and advance along career pathways. The workforce development system also helps employers find and develop the talent they need to grow and thrive.

Workforce Innovation and Opportunity Act

Most workforce development system activities are driven by the federal [Workforce Innovation and Opportunity Act \(WIOA\)](#) of 2014. WIOA helps job seekers and workers access employment, education, training, and support services to succeed in the labor market and match employers with skilled workers they need to compete in the global economy.

Labor Market Information

The [Center for Workforce Information & Analysis](#) disseminates labor market information through diverse products covering employment data, hiring trends, and other economic indicators.

PA CareerLink®

[PA CareerLink®](#) is a one-stop workforce development system that improves services for businesses, job seekers, and other customers by integrating systems and coordinating services.

Industry Partnerships

[Industry Partnerships](#) are cohorts of businesses, from the same industry and in a shared labor market region, that work with economic development, education, workforce development, organized labor, and community organizations to address the overall competitiveness needs of the targeted industry. The connections among partners catalyze the sharing of best practices, improving communications, the sharing of resources, and the collective strengthening of regional economies.

Apprenticeship and Training Office

L&I provides outreach and technical support in accordance with the [Pennsylvania Apprenticeship and Training Act](#) and regulations. The department evaluates employment, education, and economic needs in a specific geographic area to create operational plans. L&I certifies current apprenticeship and training programs, collects data, and maintains records of agreements with the goals of growing the number of Pennsylvania registered apprenticeship opportunities, educating employers and job seekers about the benefits of registered apprenticeships, and expanding apprenticeships into non-traditional areas.

Workforce Development Administration

The department posts grant opportunities focused on supporting training and employment services.

PA Workforce Development Board

The [PA Workforce Development Board](#) is the Governor's private sector policy advisor on building a strong workforce development system aligned with state education and economic development goals. Most of its members are appointed by the Governor and represent a variety of workforce development stakeholders, including business executives, labor officials, education leaders, economic development practitioners, and local elected officials. In addition, five state agency cabinet secretaries and four members of the General Assembly serve on the board.

Program: Workforce Investment, continued

Program Recommendations:

This budget recommends the following changes: (Dollar Amounts in Thousands)

Industry Partnerships		Career Pathways	
\$ 2,187	—Initiative—to expand the existing Industry Partnership program for targeted workforce needs of businesses.	\$ 2,000	—Initiative—for a one-stop-shop for career pathways.
Skills-Based Hiring		Apprenticeship Training	
\$ 2,000	—Initiative—to support employers who transition to skills-based hiring.	\$ (500)	—funding reduction.

Appropriations within this Program:

(Dollar Amounts in Thousands)

	2022-23 Actual	2023-24 Available	2024-25 Budget	2025-26 Estimated	2026-27 Estimated	2027-28 Estimated	2028-29 Estimated
GENERAL FUND:							
New Choices/New Options...	\$ 1,000	\$ 1,000	\$ 1,000	\$ 1,000	\$ 1,000	\$ 1,000	\$ 1,000
Industry Partnerships	2,813	2,813	5,000	5,000	5,000	5,000	5,000
Skills-Based Hiring	-	-	2,000	2,000	2,000	2,000	2,000
Career Pathways	-	-	2,000	2,000	2,000	2,000	2,000
Schools-to-Work	-	3,500	3,500	3,500	3,500	3,500	3,500
Apprenticeship Training.....	7,500	10,500	10,000	10,000	10,000	10,000	10,000
TOTAL GENERAL FUND.....	\$ 11,313	\$ 17,813	\$ 23,500	\$ 23,500	\$ 23,500	\$ 23,500	\$ 23,500

Program Measures:

	2018-19 Actual	2019-20 Actual	2020-21 Actual	2021-22 Actual	2022-23 Actual	2023-24 Estimated	2024-25 Estimated
Increase the number of Pennsylvanians able to obtain, retain, and advance in 21st-century careers, as well as improve the global competitiveness of Pennsylvania's employers.							
Employment rate for youth beneficiaries of Workforce Innovation and Opportunity Act	69.0%	70.0%	64.0%	67.0%	73.0%	75.0%	76.0%
Employment rate for adult beneficiaries of Workforce Innovation and Opportunity Act	77.0%	77.0%	69.0%	71.0%	78.0%	79.0%	80.0%
Active registered apprentices	18,293	18,826	18,675	19,030	19,368	19,400	19,600

Program: Vocational Rehabilitation

Goal: To enable eligible persons with disabilities to obtain competitive employment.

L&I assists Pennsylvanians with disabilities to secure and maintain employment and independence. The department’s Vocational Rehabilitation program is both state and federally funded, with every state dollar invested leveraging up to four dollars in federal funds.

Primary emphasis is placed on serving individuals with the most significant disabilities. These individuals generally require extensive, comprehensive, and unique services over an extended period. L&I utilizes a significant portion of funding for [training and supported employment services](#). WIOA requires the department to reserve 15 percent of its federal vocational rehabilitation award for Pre-Employment Transition Services to serve students with disabilities who are eligible or potentially eligible for services to transition from secondary to postsecondary education programs and employment.

L&I’s strategic objectives focus on:

- Employment opportunities for individuals with disabilities through the development of innovative and collaborative programs created in partnership with industries;
- Youth with disabilities successfully completing secondary education and entering the labor market;
- Students with disabilities served by collaborating with local education entities, career and technology centers, families, and other stakeholders;
- Work-based learning experiences for students with disabilities while they are enrolled in secondary education; and
- Comprehensive workforce system enhancements through increased collaboration, physical and programmatic accessibility, and data sharing between workforce partner agencies - Department of Health, Department of Human Services, and Department of Education.

Program Recommendations:

This budget recommends the following changes: (Dollar Amounts in Thousands)

Transfer to Vocational Rehabilitation Fund

\$ 776 —to meet federal matching requirements.

Appropriations within this Program:

	(Dollar Amounts in Thousands)						
	2022-23	2023-24	2024-25	2025-26	2026-27	2027-28	2028-29
	Actual	Available	Budget	Estimated	Estimated	Estimated	Estimated
GENERAL FUND:							
Transfer to Vocational Rehabilitation Fund	\$ 47,942	\$ 47,942	\$ 48,718	\$ 48,718	\$ 48,718	\$ 48,718	\$ 48,718
Supported Employment.....	397	397	397	397	397	397	397
Centers for Independent Living	2,150	2,634	2,634	2,634	2,634	2,634	2,634
Assistive Technology Financing	750	1,000	1,000	1,000	1,000	1,000	1,000
Assistive Technology Demonstration and Training.....	450	850	850	850	850	850	850
TOTAL GENERAL FUND.....	\$ 51,689	\$ 52,823	\$ 53,599	\$ 53,599	\$ 53,599	\$ 53,599	\$ 53,599

Program: Vocational Rehabilitation, continued

Program Measures:

	2018-19	2019-20	2020-21	2021-22	2022-23	2023-24	2024-25
	Actual	Actual	Actual	Actual	Actual	Estimated	Estimated
Increase the employment potential and personal independence of persons with disabilities.							
Individuals receiving financial aid for training.....	3,338	2,737	2,087	1,974	2,787	3,000	3,500
Students receiving Pre-Employment Transition Services.....	27,830	22,327	14,353	14,284	13,309	14,500	15,000
Eligible participants with active plans	53,414	42,483	34,781	35,584	39,142	44,000	44,000
Participants successfully placed into competitive integrated employment.....	7,484	6,953	4,773	5,377	5,654	6,500	6,200
Persons successfully completing independent living/specialized services	1,260	1,292	600	756	912	1,000	1,200



LIQUOR CONTROL BOARD

The mission of the [Pennsylvania Liquor Control Board \(PLCB\)](#) is to responsibly sell wine and spirits as a retailer and wholesaler, regulate Pennsylvania's alcohol industry, promote alcohol education and social responsibility, and maximize financial returns for the benefit of all Pennsylvanians.

The board regulates the manufacture, importation, sale, distribution, and disposition of liquor, alcohol, and malt or brewed beverages in the Commonwealth.

PLCB revenues from licensing fees and the sale of wines and spirits cover the cost of merchandise sold and all operating and administrative expenses, as well as funding for alcohol education, enforcement, and misuse programs. Remaining proceeds from operations are transferred annually to the Commonwealth's General Fund.

Programs and Goals

Liquor Control: To responsibly sell wine and spirits as a retailer and wholesaler, regulate Pennsylvania's alcohol industry, promote alcohol education and social responsibility, and maximize financial returns for the benefit of all Pennsylvanians.

Summary by Fund and Appropriation

(Dollar Amounts in Thousands)

2022-23 2023-24 2024-25
 ACTUAL AVAILABLE BUDGET

OTHER FUNDS:

STATE STORES FUND:

General Operations (EA).....	\$ 750,865	\$ 761,029	\$ 840,232
(A)Sale of Automobiles	20	20	20
Purchase of Liquor (EA).....	1,758,000	1,706,300	1,757,200
Comptroller Operations (EA).....	6,333	6,333	6,650
Transfer to the General Fund (EA).....	185,100	185,100	185,100
STATE STORES FUND TOTAL.....	<u>\$ 2,700,318</u>	<u>\$ 2,658,782</u>	<u>\$ 2,789,202</u>

Program Funding Summary

(Dollar Amounts in Thousands)

2022-23 2023-24 2024-25 2025-26 2026-27 2027-28 2028-29
 Actual Available Budget Estimated Estimated Estimated Estimated

LIQUOR CONTROL:

GENERAL FUND.....	\$ -	\$ -	\$ -	\$ -	\$ -	\$ -	\$ -
MOTOR LICENSE FUND....	-	-	-	-	-	-	-
LOTTERY FUND	-	-	-	-	-	-	-
FEDERAL FUNDS	-	-	-	-	-	-	-
AUGMENTATIONS.....	-	-	-	-	-	-	-
RESTRICTED	-	-	-	-	-	-	-
OTHER FUNDS	2,700,318	2,658,782	2,789,202	2,864,768	2,936,311	2,982,811	3,030,511
DEPARTMENT TOTAL.....	<u>\$ 2,700,318</u>	<u>\$ 2,658,782</u>	<u>\$ 2,789,202</u>	<u>\$ 2,864,768</u>	<u>\$ 2,936,311</u>	<u>\$ 2,982,811</u>	<u>\$ 3,030,511</u>

Program: Liquor Control

Goal: To responsibly sell wine and spirits as a retailer and wholesaler, regulate Pennsylvania's alcohol industry, promote alcohol education and social responsibility, and maximize financial returns for the benefit of all Pennsylvanians.

Retail Sales of Alcohol

The [Pennsylvania Liquor Control Board \(PLCB\)](#) is the primary retailer of wines and spirits in Pennsylvania, operating Fine Wine & Good Spirits stores, including Premium Collection stores, as well as Licensee Service Centers. The board also offers online sales of wine and spirits delivered to consumers' homes or stores of their choice through their website, [FWGS.com](#). The PLCB aims to provide a wide variety of quality wines and spirits at competitive prices that will appeal to a demographically diverse population of Pennsylvanians. If the board does not carry products consumers seek, it strives to make those products available through special orders, whereby the PLCB facilitates sales between wine and spirits suppliers and customers.

Wholesale Distribution of Alcohol to Licensees

As the wholesaler of wine and spirits to thousands of licensees, the board is committed to partnering with licensees in building collaborative relationships, developing innovative delivery and product offerings, and effectively and efficiently coordinating distribution of alcohol in ways that meet wholesale customers' needs.

Licensees can order products through the [Licensee Online Order Portal \(LOOP\)](#), one of the Licensee Service Centers, or from retail stores. Licensees ordering in larger volume can participate in the PLCB's Licensee Delivery program, which offers a trailer drop program and direct delivery to licensee locations from board distribution centers.

The PLCB's Wholesale Operations division also actively manages product needs for the growing number of wine-to-go retailers in Pennsylvania, including hundreds of grocery and convenience stores across the state.

Licensing

The board licenses and regulates retail and wholesale licensees in the Commonwealth, processes applications for various license and permit authorities, and conducts thousands of investigations each year.

While the PLCB is responsible for issuing and renewing liquor licenses, enforcement of liquor laws is the responsibility of the [Pennsylvania State Police Bureau of Liquor Control Enforcement](#). The board can, however, refuse to renew a license, and has limited authority, through the [Licensee Compliance](#) program, to conduct on-site inspections of establishments and immediately suspend a license if a licensee fails to meet certain license requirements. The PLCB also has a nuisance bar program that utilizes partnerships with the local community, law enforcement agencies, and government entities to build evidence when a licensee has abused license privileges for use during the license renewal process. The board continues to offer multiple opportunities for expired restaurant licenses each year to individuals and entities seeking to obtain these licenses.

Alcohol Education

The PLCB [educates](#) the public on the responsible use of alcohol, focusing on three key pillars: delivering no-use and zero tolerance messages to those under the age of 21, encouraging responsible consumption for those over 21, and promoting responsible alcohol service and practices among licensees.

The board educates the public about the dangers of underage and hazardous drinking through a variety of avenues, including a free alcohol education [conference](#), the creation and distribution of a wide range of educational materials, and training and technical assistance for organizations working to reduce issues related to irresponsible consumption.

The PLCB offers funding for [educational grants](#) that enable schools, colleges, community organizations, and law enforcement agencies to combat underage and dangerous drinking. Additionally, the [Responsible Alcohol Management Program \(RAMP\)](#), offers responsible service training to Pennsylvania licensees.

The board also provides an alcohol education and prevention campaign targeting Pennsylvania parents of children ages 8 through 12, called [Know When. Know How](#). The objective of the campaign is to prevent underage drinking by providing parents with the information, tools, and confidence they need to begin having meaningful and effective conversations about alcohol at an early age before trial or use of alcohol begins.

Program: Liquor Control, continued

Program Recommendations:

This budget recommends the following changes: (Dollar Amounts in Thousands)

<p>General Operations (EA)</p> <p>\$ 79,203 —to continue current program.</p> <p>Purchase of Liquor (EA)</p> <p>\$ 50,900 —for inventory costs.</p>	<p>Comptroller Operations (EA)</p> <p>\$ 317 —to continue current program.</p>
--	---

Appropriations within this Program:

	(Dollar Amounts in Thousands)						
	2022-23	2023-24	2024-25	2025-26	2026-27	2027-28	2028-29
	Actual	Available	Budget	Estimated	Estimated	Estimated	Estimated
STATE STORES FUND:							
General Operations (EA).....	\$ 750,865	\$ 761,029	\$ 840,232	\$ 862,918	\$ 884,491	\$ 884,491	\$ 884,491
Purchase of Liquor (EA).....	1,758,000	1,706,300	1,757,200	1,809,900	1,859,700	1,906,200	1,953,900
Comptroller Operations (EA).....	6,333	6,333	6,650	6,830	7,000	7,000	7,000
Transfer to the General Fund (EA).....	185,100	185,100	185,100	185,100	185,100	185,100	185,100
TOTAL STATE STORES FUND.....	<u>\$2,700,298</u>	<u>\$2,658,762</u>	<u>\$2,789,182</u>	<u>\$2,864,748</u>	<u>\$2,936,291</u>	<u>\$2,982,791</u>	<u>\$3,030,491</u>

Program Measures:

	2018-19	2019-20	2020-21	2021-22	2022-23	2023-24	2024-25
	Actual	Actual	Actual	Actual	Actual	Estimated	Estimated
Increase revenue contributions to the General Fund by maximizing returns.							
Pennsylvania State Liquor Stores.....	603	598	594	588	586	586	587
Gross sales (in thousands, excluding liquor taxes and sales taxes).....	\$ 2,133,811	\$ 2,077,840	\$ 2,237,109	\$ 2,427,021	\$ 2,537,413	\$ 2,660,340	\$ 2,740,000
Total contributions from State Stores Fund (in thousands, including liquor taxes, sales taxes, and General Fund transfer).....	\$ 726,851	\$ 703,530	\$ 774,460	\$ 796,684	\$ 813,155	\$ 842,204	\$ 862,100
Increase the number of individuals that receive alcohol education to promote moderation and avoidance of abuse among legal consumers, and prevention of purchase and consumption by minors.							
Alcohol education grants awarded.....	66	50	82	83	97	102	107
Alcohol education grant money awarded (in thousands).....	\$ 1,135	\$ 817	\$ 1,400	\$ 1,388	\$ 1,698	\$ 1,783	\$ 1,872
Owners/managers receiving Responsible Alcohol Management Program (RAMP) training...	6,720	5,933	5,577	6,595	6,731	7,068	7,421
Servers/sellers receiving RAMP training.....	85,391	80,025	70,833	98,851	104,273	109,487	114,961
Establishments that are RAMP certified.....	1,946	1,713	1,824	1,761	2,229	2,340	2,457



MILITARY AND VETERANS AFFAIRS

Pennsylvania's [Department of Military and Veterans Affairs \(DMVA\)](#) has a dual mission: to provide quality service to the Commonwealth's veterans and their families, and to oversee and support the members of the [Pennsylvania National Guard \(PNG\)](#).

The department provides resources and assistance to veterans and their families and quality care for aging and disabled veterans.

DMVA prepares the PNG for combat, performing worldwide combat and combat support operations; provides global reach and the projection of United States military power in support of national objectives; and, at the command of the Governor, provides trained personnel to support state and local authorities in times of natural disaster or civil strife.

Programs and Goals

State Military Readiness: To achieve and maintain readiness capability in units of the Pennsylvania National Guard for quick and effective response to state or federal mobilization.

Veterans Homes: To provide nursing and domiciliary care for veterans.

Compensation and Assistance: To provide advisory and financial assistance to eligible Pennsylvania veterans, guard members, and their dependents.

Summary by Fund and Appropriation

(Dollar Amounts in Thousands)

	2022-23	2023-24	2024-25
	ACTUAL	AVAILABLE	BUDGET

GENERAL FUND:

General Government:

General Government Operations	\$ 29,567	\$ 32,990	\$ 38,200
(F)Facilities Maintenance	89,000	94,000	110,000
(F)Federal Construction Grants	79,000	120,000	120,000
(F)State Opioid Response (EA).....	1,950	3,500	500
(A)Utility Reimbursements	121	146	146
(A)Housing Fees	87	100	105
(A)Miscellaneous	142	183	21
(R)Military Family Relief Assistance	56	100	100
(R)State Military Justice	-	1	1
Subtotal	<u>\$ 199,923</u>	<u>\$ 251,020</u>	<u>\$ 269,073</u>
Keystone State Challenge Academy	1,675	2,175	2,175
Burial Detail Honor Guard	187	187	187
American Battle Monuments	50	50	50
Armory Maintenance and Repair	2,645	2,895	3,395
Special State Duty	35	70	70
Subtotal - State Funds	\$ 34,159	\$ 38,367	\$ 44,077
Subtotal - Federal Funds	169,950	217,500	230,500
Subtotal - Augmentations	350	429	272
Subtotal - Restricted	<u>56</u>	<u>101</u>	<u>101</u>
Total - General Government	<u>\$ 204,515</u>	<u>\$ 256,397</u>	<u>\$ 274,950</u>

Institutional:

Veterans Homes	\$ 141,468	\$ 151,169	\$ 163,999
(F)Operations and Maintenance	44,929	48,913	59,164
(F)Medical Reimbursements	142	142	100
(F)Enhanced Veterans Reimbursement	34,346	38,950	38,950
(F)COVID-Enhanced Veterans Reimbursement (EA).....	6,605	4,000	-
(F)COVID-Testing (EA)	5,200	-	-
(F)COVID-Direct Relief Providers (EA).....	113	-	-
(F)COVID-Pandemic Response (EA)	72	-	-
(A)Residential Fees	13,396	13,943	14,182
(A)Aid and Attendance Payments	6,415	6,773	7,161
(A)Pharmaceutical Reimbursements	3,055	3,143	2,880
(A)Estate Collections	2,848	2,555	2,555
(A)Physical and Occupational Therapy Reimbursements	430	469	431

Summary by Fund and Appropriation

(Dollar Amounts in Thousands)

	2022-23 ACTUAL	2023-24 AVAILABLE	2024-25 BUDGET
(A)Insurance and Third-Party Reimbursements	16	41	17
(A)Miscellaneous	37	50	6
Subtotal	\$ 259,072	\$ 270,148	\$ 289,445
Subtotal - State Funds.....	\$ 141,468	\$ 151,169	\$ 163,999
Subtotal - Federal Funds.....	91,407	92,005	98,214
Subtotal - Augmentations.....	26,197	26,974	27,232
Total - Institutional.....	\$ 259,072	\$ 270,148	\$ 289,445
Grants and Subsidies:			
Education of Veterans Children	\$ 135	\$ 135	\$ 135
Transfer to Educational Assistance Program Fund.....	13,525	13,525	13,525
Blind Veterans Pension	222	222	222
Amputee and Paralyzed Veterans Pension.....	3,951	3,951	4,173
National Guard Pension.....	5	5	5
Supplemental Life Insurance Premiums.....	164	164	164
Civil Air Patrol	100	100	120
Disabled American Veterans Transportation	336	336	336
Veterans Outreach Services.....	3,756	4,378	4,802
Total - Grants and Subsidies	\$ 22,194	\$ 22,816	\$ 23,482
STATE FUNDS	\$ 197,821	\$ 212,352	\$ 231,558
FEDERAL FUNDS	261,357	309,505	328,714
AUGMENTATIONS	26,547	27,403	27,504
RESTRICTED	56	101	101
GENERAL FUND TOTAL	\$ 485,781	\$ 549,361	\$ 587,877
OTHER FUNDS:			
EDUCATIONAL ASSISTANCE PROGRAM FUND:			
National Guard Education (EA).....	\$ 3,632 ^a	\$ 961 ^a	\$ 3,415 ^a
(R)Military Family Education (EA)	- ^a	- ^a	- ^a
EDUCATIONAL ASSISTANCE PROGRAM FUND TOTAL	\$ 3,632	\$ 961	\$ 3,415
PENNSYLVANIA VETERANS MONUMENTS AND MEMORIAL TRUST FUND:			
Veterans Memorial (EA).....	\$ 360	\$ 95	\$ 95
STATE TREASURY ARMORY FUND:			
Armory Improvements.....	\$ 511	\$ 450	\$ 600
VETERANS TRUST FUND:			
Grants and Assistance (EA).....	\$ 1,755	\$ 1,555	\$ 1,455

Summary by Fund and Appropriation

(Dollar Amounts in Thousands)

	2022-23 ACTUAL	2023-24 AVAILABLE	2024-25 BUDGET
DEPARTMENT TOTAL - ALL FUNDS			
GENERAL FUND	\$ 197,821	\$ 212,352	\$ 231,558
MOTOR LICENSE FUND	-	-	-
LOTTERY FUND	-	-	-
FEDERAL FUNDS	261,357	309,505	328,714
AUGMENTATIONS	26,547	27,403	27,504
RESTRICTED	56	101	101
OTHER FUNDS	<u>6,258</u>	<u>3,061</u>	<u>5,565</u>
TOTAL ALL FUNDS	<u>\$ 492,039</u>	<u>\$ 552,422</u>	<u>\$ 593,442</u>

^a The National Guard Education (EA) for 2022-23 Actual is \$12,411,000; 2023-24 Available is \$11,916,000; and 2024-25 Budget is \$13,698,000. The (R)Military Family Education (EA) for 2022-23 Actual is \$4,746,000; 2023-24 Available is \$2,570,000; and 2024-25 Budget is \$3,242,000. The amount of the General Fund transfer into the Educational Assistance Program Fund is not included to avoid double counting.

Program Funding Summary

(Dollar Amounts in Thousands)

	2022-23	2023-24	2024-25	2025-26	2026-27	2027-28	2028-29
	Actual	Available	Budget	Estimated	Estimated	Estimated	Estimated
STATE MILITARY READINESS:							
GENERAL FUND.....	\$ 32,484	\$ 36,192	\$ 41,902	\$ 41,829	\$ 42,782	\$ 42,782	\$ 42,782
MOTOR LICENSE FUND....	-	-	-	-	-	-	-
LOTTERY FUND	-	-	-	-	-	-	-
FEDERAL FUNDS	169,950	217,500	230,500	230,500	230,500	230,500	230,500
AUGMENTATIONS.....	350	429	272	272	272	272	272
RESTRICTED.....	-	-	-	-	-	-	-
OTHER FUNDS.....	871	545	695	695	279	255	255
SUBCATEGORY TOTAL	\$ 203,655	\$ 254,666	\$ 273,369	\$ 273,296	\$ 273,833	\$ 273,809	\$ 273,809
VETERANS HOMES:							
GENERAL FUND.....	\$ 141,468	\$ 151,169	\$ 163,999	\$ 168,627	\$ 173,943	\$ 173,393	\$ 173,393
MOTOR LICENSE FUND....	-	-	-	-	-	-	-
LOTTERY FUND	-	-	-	-	-	-	-
FEDERAL FUNDS	91,407	92,005	98,214	98,214	98,214	98,214	98,214
AUGMENTATIONS.....	26,197	26,974	27,232	27,232	27,232	27,232	27,232
RESTRICTED.....	-	-	-	-	-	-	-
OTHER FUNDS.....	-	-	-	-	-	-	-
SUBCATEGORY TOTAL	\$ 259,072	\$ 270,148	\$ 289,445	\$ 294,073	\$ 299,389	\$ 298,839	\$ 298,839
COMPENSATION AND ASSISTANCE:							
GENERAL FUND.....	\$ 23,869	\$ 24,991	\$ 25,657	\$ 28,345	\$ 32,064	\$ 33,238	\$ 34,918
MOTOR LICENSE FUND....	-	-	-	-	-	-	-
LOTTERY FUND	-	-	-	-	-	-	-
FEDERAL FUNDS	-	-	-	-	-	-	-
AUGMENTATIONS.....	-	-	-	-	-	-	-
RESTRICTED.....	56	101	101	101	101	101	101
OTHER FUNDS.....	5,387	2,516	4,870	3,769	1,594	1,565	1,516
SUBCATEGORY TOTAL	\$ 29,312	\$ 27,608	\$ 30,628	\$ 32,215	\$ 33,759	\$ 34,904	\$ 36,535
ALL PROGRAMS:							
GENERAL FUND.....	\$ 197,821	\$ 212,352	\$ 231,558	\$ 238,801	\$ 248,789	\$ 249,413	\$ 251,093
MOTOR LICENSE FUND....	-	-	-	-	-	-	-
LOTTERY FUND	-	-	-	-	-	-	-
FEDERAL FUNDS	261,357	309,505	328,714	328,714	328,714	328,714	328,714
AUGMENTATIONS.....	26,547	27,403	27,504	27,504	27,504	27,504	27,504
RESTRICTED.....	56	101	101	101	101	101	101
OTHER FUNDS.....	6,258	3,061	5,565	4,464	1,873	1,820	1,771
DEPARTMENT TOTAL.....	\$ 492,039	\$ 552,422	\$ 593,442	\$ 599,584	\$ 606,981	\$ 607,552	\$ 609,183

Program: State Military Readiness

Goal: To achieve and maintain readiness capability in units of the Pennsylvania National Guard for quick and effective response to state or federal mobilization.

The [Department of Military and Veterans Affairs \(DMVA\)](#) runs the [State Military Readiness](#) program which provides the administrative, logistical, and training support necessary for the [Pennsylvania National Guard \(PNG\)](#) to maintain requisite readiness capability to serve during emergencies. Such emergencies may result in full or partial mobilization of the PNG for state service in the Commonwealth or federal service anywhere in the world. Costs for military equipment, supplies, and training are funded solely by the federal government. The readiness capability of units is evaluated according to established federal inspection and training standards. Primary efforts are directed toward having the PNG in top readiness condition to perform state and federal missions. The training of personnel is dependent upon the operation, maintenance, and repair of numerous PNG armories and readiness centers, support facilities, Air National Guard bases, and installations. These facilities may also be utilized as mass care centers for disaster victims in addition to providing meeting and recreational facilities for local civic and youth organizations. A statewide communications network provides fast and effective response to state or federal mobilization.

Program Recommendations:

This budget recommends the following changes: (Dollar Amounts in Thousands)

General Government Operations		Armory Maintenance and Repair	
\$ 3,185	—to continue current program.	\$ 500	—to continue current program while
2,000	—Initiative—to establish a veterans outreach center.		ensuring continued solvency in the State
25	—Initiative—to support the Pennsylvania Air National Guard's compliance with environmental laws and regulations.		Treasury Armory Fund.
<u>\$ 5,210</u>	<i>Appropriation Increase</i>		

Appropriations within this Program:

(Dollar Amounts in Thousands)

	2022-23	2023-24	2024-25	2025-26	2026-27	2027-28	2028-29
	Actual	Available	Budget	Estimated	Estimated	Estimated	Estimated
GENERAL FUND:							
General Government Operations ..	\$ 29,567	\$ 32,990	\$ 38,200	\$ 38,127	\$ 39,080	\$ 39,080	\$ 39,080
Burial Detail Honor Guard	187	187	187	187	187	187	187
American Battle Monuments	50	50	50	50	50	50	50
Armory Maintenance and Repair...	2,645	2,895	3,395	3,395	3,395	3,395	3,395
Special State Duty.....	35	70	70	70	70	70	70
TOTAL GENERAL FUND.....	<u>\$ 32,484</u>	<u>\$ 36,192</u>	<u>\$ 41,902</u>	<u>\$ 41,829</u>	<u>\$ 42,782</u>	<u>\$ 42,782</u>	<u>\$ 42,782</u>

Program: State Military Readiness, continued

Program Measures:

	2018-19	2019-20	2020-21	2021-22	2022-23	2023-24	2024-25
	Actual	Actual	Actual	Actual	Actual	Estimated	Estimated
Maintain the strength and readiness of the Pennsylvania Army National Guard.							
Pennsylvania Army National Guard End Strength Ceiling	14,204	13,800	14,655	14,655	14,315	13,260	13,525
Pennsylvania Army National Guard Assigned.....	14,204	13,863	13,670	13,245	12,960	13,150	13,300
Percentage of Pennsylvania Army National Guard Current Strength.....	100%	100%	93%	95%	95%	99%	98%
Department of Defense personnel receiving training at Fort Indiantown Gap	147,402	114,261	103,066	93,177	117,629	103,310	90,000
Non-Department of Defense personnel receiving training at Fort Indiantown Gap	4,314	7,719	4,058	11,287	5,605	4,419	2,000
Maintain the strength and readiness of the Pennsylvania Air National Guard.							
Pennsylvania Air National Guard End Strength Ceiling	4,133	4,126	4,184	4,190	4,114	4,190	4,108
Pennsylvania Air National Guard Assigned .	4,115	4,096	4,021	3,951	3,857	4,097	3,890
Percentage of the Pennsylvania Air National Guard Current Strength.....	100%	99%	96%	94%	94%	98%	95%
Maintain a network of readiness centers and Air National Guard bases that provide a professional working environment, ensure cost effectiveness, and establish the National Guard as a good neighbor.							
Percentage of readiness centers and field sites rated adequate to satisfy the mission..	49%	45%	50%	46%	53%	50%	50%

Program: Veterans Homes

Goal: To provide nursing and domiciliary care for veterans.

DMVA provides Pennsylvania veterans with various levels of care at six veterans homes located throughout the Commonwealth. The [Pennsylvania Soldiers and Sailors Home](#) in Erie, the [Hollidaysburg Veterans Home](#) in Duncansville, and the [Southeastern Veterans Center](#) in Spring City provide skilled nursing, dementia/memory care, and domiciliary and personal care. The [Gino J. Merli Veterans Center](#) in Scranton, the [Southwestern Veterans Center](#) in Pittsburgh, and the [Delaware Valley Veterans Home](#) in Philadelphia provide skilled nursing and dementia/memory care.

The United States Department of Veterans Affairs provides financial assistance for care received at the state veterans homes, including a personal needs allowance for residents. DMVA maximizes federal funds and augmentations through participation in the Enhanced Veterans Reimbursement initiative for residents eligible for Medicaid reimbursement, Medicare Part B, Medicare Part D, and PACE/PACENET.

Expenditures by Veterans Home: (Dollar Amounts in Thousands)

	2022-23	2023-24	2024-25		2022-23	2023-24	2024-25
	Actual	Available	Budget		Actual	Available	Budget
Pennsylvania Soldiers and Sailors Home				Southwestern Veterans Center			
State Funds	\$ 15,837	\$ 19,056	\$ 19,105	State Funds	\$ 21,981	\$ 21,137	\$ 25,281
Federal Funds	8,795	9,232	10,936	Federal Funds	12,031	13,312	13,706
Augmentations	3,845	3,861	3,750	Augmentations	3,069	3,952	3,093
TOTAL	\$ 28,477	\$ 32,149	\$ 33,791	TOTAL	\$ 37,081	\$ 38,401	\$ 42,080
Hollidaysburg Veterans Home				Delaware Valley Veterans Home			
State Funds	\$ 35,612	\$ 36,442	\$ 37,542	State Funds	\$ 10,257	\$ 13,423	\$ 13,714
Federal Funds	16,728	20,163	20,493	Federal Funds	14,274	16,283	19,147
Augmentations	6,321	5,923	6,569	Augmentations	3,696	3,830	3,990
TOTAL	\$ 58,661	\$ 62,528	\$ 64,604	TOTAL	\$ 28,227	\$ 33,536	\$ 36,851
Southeastern Veterans Center				Central Veterans Homes Services			
State Funds	\$ 22,052	\$ 18,749	\$ 22,288	State Funds	\$ 17,613	\$ 22,824	\$ 24,637
Federal Funds	16,854	18,414	19,269	Federal Funds	9,481	-	-
Augmentations	5,715	5,903	6,139	Augmentations	-	-	-
TOTAL	\$ 44,621	\$ 43,066	\$ 47,696	TOTAL	\$ 27,094	\$ 22,824	\$ 24,637
Gino J. Merli Veterans Center							
State Funds	\$ 18,116	\$ 19,538	\$ 21,432				
Federal Funds	13,244	14,601	14,663				
Augmentations	3,551	3,505	3,691				
TOTAL	\$ 34,911	\$ 37,644	\$ 39,786				

Program: Veterans Homes, continued

Veterans Home Populations

	Population July 2022	Population July 2023	Projected Population July 2024	Projected Bed Capacity July 2024	Projected % of Capacity July 2024
Veterans Home					
Pennsylvania Soldiers and Sailors Home	130	150	160	207	77.3%
Holidaysburg Veterans Home	235	248	270	424	63.7%
Southeastern Veterans Center	190	203	213	292	72.9%
Gino J. Merli Veterans Center	135	161	190	196	96.9%
Southwestern Veterans Center	140	142	160	236	67.8%
Delaware Valley Veterans Home.....	121	156	158	171	92.4%
Total.....	951	1,060	1,151	1,526	75.4%

Program Recommendations:

This budget recommends the following changes: (Dollar Amounts in Thousands)

Veterans Homes	
\$ 8,830	—to continue current program.
4,000	—to replace federal funding received in 2023-24 for COVID-19 response.
<u>\$ 12,830</u>	<i>Appropriation Increase</i>

Appropriations within this Program:

	(Dollar Amounts in Thousands)						
	2022-23	2023-24	2024-25	2025-26	2026-27	2027-28	2028-29
	Actual	Available	Budget	Estimated	Estimated	Estimated	Estimated
GENERAL FUND:							
Veterans Homes	<u>\$ 141,468</u>	<u>\$ 151,169</u>	<u>\$ 163,999</u>	<u>\$ 168,627</u>	<u>\$ 173,943</u>	<u>\$ 173,393</u>	<u>\$ 173,393</u>

Program: Compensation and Assistance

Goal: To provide advisory and financial assistance to eligible Pennsylvania veterans, guard members, and their dependents.

DMVA administers several activities within this program to aid qualified veterans, guard members, and their families.

- [Education of Children of Deceased and Disabled Veterans](#). The program provides financial assistance to children of honorably discharged veterans who have service-connected disabilities and served during a period of war or armed conflict and children of veterans who die or died in service during a period of war or armed conflict.
- [Educational Assistance — National Guard](#). Tuition grants are provided for certain members of the PNG who enroll in a Pennsylvania institution of higher learning with degree-granting status.
- [Military Family Education Program](#). PNG members who commit to an additional six years of service can receive ten semesters of higher education benefits for their spouses and children.
- [Blind Veterans Pension](#). Pensions are provided for Pennsylvania veterans who incurred functional blindness while performing active military service and are rated as blinded through service connection by the U.S. Department of Veterans Affairs (USDVA).
- [Amputee and Paralyzed Veterans Pension](#). Pensions are provided to Pennsylvania veterans who are rated by the USDVA to have a service-connected loss or loss of use of two or more extremities.
- [National Guard Pension](#). The program provides compensation for guard members who are injured or disabled or to dependent family members of guard members who die while performing duty in active service to the Commonwealth, or in the performance of other state military duty.
- [Supplemental Life Insurance Premiums](#). DMVA pays or reimburses the cost not paid by the federal government of group life insurance premiums for eligible soldiers and airmen of the PNG.
- [Veterans Outreach Services](#). The Veterans Service Organizations program provides grants to veteran service organizations for the improvement of the administration and delivery of services to Pennsylvania veterans.
- [Disabled Veterans Real Estate Tax Exemption](#). This program provides a real estate tax exemption for any honorably discharged veteran who is determined by the USDVA to be 100 percent permanently disabled and demonstrate financial need.
- [Military Family Relief Assistance Program](#). The Military Family Relief Assistance Program was created to provide for short-term financial relief to families in need due to deployment of a family member.
- [Keystone State ChalleNGe Academy](#). The Keystone State ChalleNGe Academy serves young people who are experiencing difficulty in traditional high school through a quasi-military, five-month residential program. Among graduates, the vast majority leave the program with a recognized credential or with credits toward high school graduation.

Program Recommendations:

This budget recommends the following changes: (Dollar Amounts in Thousands)

	Amputee and Paralyzed Veterans Pension		Veterans Outreach Services
\$ 222	—to continue current program.	\$ 140	—to continue current program.
		284	—to increase outreach resources to assist veterans in accessing available benefits.
	Civil Air Patrol		
\$ 20	—to continue current program.	\$ 424	<i>Appropriation Increase</i>

Military and Veterans Affairs

Program: Compensation and Assistance, continued

Appropriations within this Program:

(Dollar Amounts in Thousands)

	2022-23	2023-24	2024-25	2025-26	2026-27	2027-28	2028-29
GENERAL FUND:	Actual	Available	Budget	Estimated	Estimated	Estimated	Estimated
Keystone State ChalleNGe Academy.....	\$ 1,675	\$ 2,175	\$ 2,175	\$ 2,234	\$ 2,290	\$ 2,290	\$ 2,290
Education of Veterans Children.....	135	135	135	135	135	135	135
Transfer to Educational Assistance Program Fund.....	13,525	13,525	13,525	16,000	19,500	20,500	22,000
Blind Veterans Pension.....	222	222	222	222	222	222	222
Amputee and Paralyzed Veterans Pension .	3,951	3,951	4,173	4,173	4,173	4,173	4,173
National Guard Pension.....	5	5	5	5	5	5	5
Supplemental Life Insurance Premiums.....	164	164	164	164	164	164	164
Civil Air Patrol.....	100	100	120	120	120	120	120
Disabled American Veterans Transportation	336	336	336	336	336	336	336
Veterans Outreach Services.....	3,756	4,378	4,802	4,956	5,119	5,293	5,473
TOTAL GENERAL FUND.....	\$ 23,869	\$ 24,991	\$ 25,657	\$ 28,345	\$ 32,064	\$ 33,238	\$ 34,918

Program Measures:

	2018-19	2019-20	2020-21	2021-22	2022-23	2023-24	2024-25
	Actual	Actual	Actual	Actual	Actual	Estimated	Estimated
Improve access and increase the number of eligible veterans and family members who receive federal, state, and local benefits.							
Burial Honors Program services.....	2,731	2,227	3,407	3,424	2,937	3,200	3,200
Veterans who received benefits in accordance with the Veterans Temporary Assistance (VTA) Program.....	568	488	338	414	462	460	470
New federal claims for Pennsylvania veterans (compensation and pension claims).....	N/A	N/A	36,519	38,359	42,285	39,874	40,472
New claims filed by participants in the Veterans Service Officer Outreach Grant Program (Act 66 of 2007).....	N/A	N/A	73,284	73,156	73,803	76,046	77,187
Increase placement and referral opportunities of transitioning service members, veterans, and Pennsylvania reservists for behavioral health, education/training, and career placement services.							
National Guard personnel receiving educational financial aid.....	2,014	1,938	1,880	1,891	2,102	2,400	2,500
Veterans assisted through Veterans Trust Fund grants.....	10,070	15,384	10,922	20,325	17,500	17,500	18,000
New individuals registered through the Veterans Registry - service in Armed Forces..	8,927	8,655	7,320	5,161	6,765	5,477	5,587
New individuals registered through the Veterans Registry - no service in Armed Forces.....	266	290	309	267	255	284	289
Recipients in the Military Family Education Program.....	N/A	N/A	196	225	268	325	400



MILK BOARD

The mission of the [Milk Board](#) is to ensure that Pennsylvania's dairy industry remains viable by providing a regulatory environment that facilitates a safe, adequate supply of wholesome milk, while providing security for its dairy farmers and milk dealers, and protection for the public health and welfare of consumers.

Programs and Goals

Milk Industry Regulation: *To maintain an adequate supply of wholesome fluid milk.*

Summary by Fund and Appropriation

(Dollar Amounts in Thousands)

2022-23 2023-24 2024-25
 ACTUAL AVAILABLE BUDGET

OTHER FUNDS:

MILK MARKETING FUND:

General Operations..... \$ 2,840 \$ 2,840 \$ 2,840

Program Funding Summary

(Dollar Amounts in Thousands)

2022-23 2023-24 2024-25 2025-26 2026-27 2027-28 2028-29
 Actual Available Budget Estimated Estimated Estimated Estimated

MILK INDUSTRY REGULATION:

GENERAL FUND.....	\$ -	\$ -	\$ -	\$ -	\$ -	\$ -	\$ -
MOTOR LICENSE FUND....	-	-	-	-	-	-	-
LOTTERY FUND	-	-	-	-	-	-	-
FEDERAL FUNDS	-	-	-	-	-	-	-
AUGMENTATIONS.....	-	-	-	-	-	-	-
RESTRICTED	-	-	-	-	-	-	-
OTHER FUNDS	2,840	2,840	2,840	2,917	2,990	2,990	2,990
DEPARTMENT TOTAL.....	\$ 2,840	\$ 2,840	\$ 2,840	\$ 2,917	\$ 2,990	\$ 2,990	\$ 2,990

Program: Milk Industry Regulation

Goal: To maintain an adequate supply of wholesome fluid milk.

The [Milk Board](#) is financed through milk industry licensing fees, permitting fees, and fines. The [board](#) supervises, inspects, and regulates the milk industry throughout the Commonwealth, and establishes reasonable trade control and marketing practices. The board formulates policy, holds public hearings, and subsequently issues and enforces general marketing orders, rules, and regulations. The board also handles prosecution and levying of penalties against violators of the [Milk Marketing Law](#), the [Milk Producers' Security Act](#), and [board regulations](#).

The board's major function is to ensure an adequate milk supply by setting minimum [prices paid to farmers](#), minimum prices dealers can charge [wholesale and retail](#) customers, and minimum prices stores can charge consumers. Pennsylvania is divided into six milk marketing areas for purposes of establishing minimum wholesale and retail prices. The regulation process is complicated by the existence of federal marketing orders, which are prices established by the federal government that must be paid to producers.

The board generally holds two public hearings each year dealing specifically with Class 1 producer prices; these hearings establish the over-order premium. Additionally, the board holds one hearing each year for each milk marketing area to update costs and minimum prices.

The board has implemented an automated milk accounting and regulatory system. The system values milk based on component pricing by allowing adaptation to changes in the state and federal regulatory environment. [Pricing information](#) collected through the system and from [public hearings](#) is used by the board to establish minimum milk prices.

Program Recommendations:

This budget recommends the following changes: (Dollar Amounts in Thousands)

General Operations is recommended at the current year funding level.

Appropriations within this Program:

	(Dollar Amounts in Thousands)						
	2022-23	2023-24	2024-25	2025-26	2026-27	2027-28	2028-29
	Actual	Available	Budget	Estimated	Estimated	Estimated	Estimated
MILK MARKETING FUND:							
General Operations.....	\$ 2,840	\$ 2,840	\$ 2,840	\$ 2,917	\$ 2,990	\$ 2,990	\$ 2,990

Program Measures:

	2018-19	2019-20	2020-21	2021-22	2022-23	2023-24	2024-25
	Actual	Actual	Actual	Actual	Actual	Estimated	Estimated
Maintain producer payment compliance at or above 99 percent for all payment amounts due to Pennsylvania dairy farmers.							
Percentage of producer payments made adequately and on time.....	99%	99%	99%	99%	99%	99%	99%
Audit milk dealers for compliance with milk sales, rules, and regulations.							
Percent of milk dealers audited for compliance of milk sales, rules, and regulations	100%	100%	100%	100%	100%	100%	100%



PUBLIC SCHOOL EMPLOYEES' RETIREMENT SYSTEM

The mission of the [Public School Employees' Retirement System \(PSERS\)](#) is to be a partner with our members to fulfill the promise of a secure retirement.

The system is responsible for administering the Public School Employees' Retirement Fund, the PSERS - Defined Contribution Fund, as well as premium assistance benefits and supplemental retirement allowances for annuitants.

Programs and Goals

Public School Employees' Retirement: To provide retirement benefits to public school employees of the Commonwealth of Pennsylvania.

Public School Employees' Retirement System

Summary by Fund and Appropriation

(Dollar Amounts in Thousands)

2022-23 2023-24 2024-25
 ACTUAL AVAILABLE BUDGET

OTHER FUNDS:

PUBLIC SCHOOL EMPLOYEES' RETIREMENT FUND:

Administration	\$ 55,467	\$ 57,489	\$ 61,403
Investment Related Expenses.....	36,106	41,144	40,682
(R)Health Insurance Account	1,097	1,269	1,285

PUBLIC SCHOOL EMPLOYEES' RETIREMENT FUND TOTAL	\$ 92,670	\$ 99,902	\$ 103,370
---	------------------	------------------	-------------------

PSERS - DEFINED CONTRIBUTION FUND:

(R)Administration	\$ 949	\$ 1,182	\$ 1,282
-------------------------	--------	----------	----------

DEPARTMENT TOTAL - ALL FUNDS

GENERAL FUND	\$ -	\$ -	\$ -
MOTOR LICENSE FUND	-	-	-
LOTTERY FUND	-	-	-
FEDERAL FUNDS	-	-	-
AUGMENTATIONS	-	-	-
RESTRICTED	-	-	-
OTHER FUNDS	93,619	101,084	104,652
TOTAL ALL FUNDS	\$ 93,619	\$ 101,084	\$ 104,652

Program Funding Summary

(Dollar Amounts in Thousands)

2022-23 2023-24 2024-25 2025-26 2026-27 2027-28 2028-29
 Actual Available Budget Estimated Estimated Estimated Estimated

PUBLIC SCHOOL EMPLOYEES' RETIREMENT:

GENERAL FUND	\$ -	\$ -	\$ -	\$ -	\$ -	\$ -	\$ -
MOTOR LICENSE FUND....	-	-	-	-	-	-	-
LOTTERY FUND	-	-	-	-	-	-	-
FEDERAL FUNDS	-	-	-	-	-	-	-
AUGMENTATIONS.....	-	-	-	-	-	-	-
RESTRICTED	-	-	-	-	-	-	-
OTHER FUNDS	93,619	101,084	104,652	107,478	110,166	110,166	110,166
DEPARTMENT TOTAL	\$ 93,619	\$ 101,084	\$ 104,652	\$ 107,478	\$ 110,166	\$ 110,166	\$ 110,166

Public School Employees' Retirement System

Program: Public School Employees' Retirement

Goal: To provide retirement benefits to public school employees of the Commonwealth of Pennsylvania.

The [Public School Employees' Retirement System \(PSERS\)](#) was established in 1917 to administer retirement benefits of eligible public school employees. The Public School Employees' Retirement Fund uses contributions from employees and their employers, as well as earnings from investments, to pay for annuities, disability benefits, and administration of the system.

PSERS undergoes an annual independent [actuarial valuation](#) to calculate the assets and liabilities of the pension fund. Based on the actuarial valuation process and legal requirements, PSERS develops the recommended employer contribution rate. Normal retirement for most public school employees is age 60, or at any age with 35 years of service. Retirement is possible after five years of service but is actuarially reduced to the equivalent of the annuity that would have been payable at normal system retirement age.

PSERS' [investment portfolio](#) is diversified to emphasize a long-term investment approach. The system aims to invest its assets to maximize returns based on the level of risk taken and strives to achieve a net-of-fee return that exceeds the [Policy Index](#). The Policy Index is a custom benchmark, based on the PSERS board-established asset allocation structure, that seeks to generate a return that meets the actuarial rate of return assumption.

[Act 5 of 2017](#) implemented a substantial change to PSERS' operations and made significant changes to PSERS' benefit structure for new members. On July 1, 2019, the stand-alone defined benefit plan was discontinued for new members of PSERS but individuals were able to choose one of three retirement plan options for their retirement benefits. The new plan design options include two [hybrid plans](#) consisting of defined benefit and defined contribution components and a stand-alone [defined contribution plan](#).

PSERS is also responsible for the administration of the [Public School Retirees' Health Insurance Account](#) that provides [premium assistance](#) benefits to retirees.

Program Recommendations:

This budget recommends the following changes: (Dollar Amounts in Thousands)

PUBLIC SCHOOL EMPLOYEES' RETIREMENT FUND:		PSERS - DEFINED CONTRIBUTION FUND:	
Administration		Administration	
\$ 3,914	—to continue current program.	\$ 100	—to continue current program.
Investment Related Expenses			
\$ (462)	—to continue current program.		

Appropriations within this Program:

	(Dollar Amounts in Thousands)						
	2022-23	2023-24	2024-25	2025-26	2026-27	2027-28	2028-29
	Actual	Available	Budget	Estimated	Estimated	Estimated	Estimated
PUBLIC SCHOOL EMPLOYEES' RETIREMENT FUND:							
Administration	\$ 55,467	\$ 57,489	\$ 61,403	\$ 63,061	\$ 64,638	\$ 64,638	\$ 64,638
Investment Related Expenses.....	36,106	41,144	40,682	41,780	42,825	42,825	42,825
TOTAL PUBLIC SCHOOL EMPLOYEES' RETIREMENT FUND	\$ 91,573	\$ 98,633	\$ 102,085	\$ 104,841	\$ 107,463	\$ 107,463	\$ 107,463

Public School Employees' Retirement System

Program: Public School Employees' Retirement, continued

Appropriations within this Program, continued:

(Dollar Amounts in Thousands)

	2022-23	2023-24	2024-25	2025-26	2026-27	2027-28	2028-29
	Actual	Available	Budget	Estimated	Estimated	Estimated	Estimated
PSERS - DEFINED CONTRIBUTION FUND:							
(R)Administration	\$ 949	\$ 1,182	\$ 1,282	\$ 1,317	\$ 1,350	\$ 1,350	\$ 1,350

Program Measures:

	2018-19	2019-20	2020-21	2021-22	2022-23	2023-24	2024-25
	Actual	Actual	Actual	Actual	Actual	Estimated	Estimated
Increase members' awareness of PSERS benefits.							
Percentage of retiring members attending counseling with PSERS	69%	70%	60%	62%	65%	63%	64%
Provide timely and accurate retirement benefit payments.							
Total number of retired employees (annuitants), beneficiaries, and survivor annuitants	237,339	239,614	242,839	250,124	257,628	265,357	273,086
Total Pension and Health Care Premium Assistance benefit payments (in billions)	\$ 6.95	\$ 7.07	\$ 7.27	\$ 7.41	\$ 7.59	\$ 7.83	\$ 8.00



PUBLIC UTILITY COMMISSION

The mission of the [Pennsylvania Public Utility Commission \(PUC\)](#) is to balance the needs of consumers and utilities; ensure safe and reliable utility service at reasonable rates; protect the public interest; educate consumers to make independent and informed utility choices; further economic development; and foster new technologies and competitive markets in an environmentally sound manner.

The commission is comprised of five members appointed by the Governor with senate confirmation.

Programs and Goals

Regulation of Public Utilities: To ensure that safe and adequate public utility services are available to the public at fair and reasonable rates.

Summary by Fund and Appropriation

(Dollar Amounts in Thousands)

	2022-23 ACTUAL	2023-24 AVAILABLE	2024-25 BUDGET
GENERAL FUND:			
<i>General Government:</i>			
(R)General Government Operations	\$ 80,091	\$ 82,896	\$ 88,386
(F)Natural Gas Pipeline Safety.....	3,995	4,045	4,045
(F)Motor Carrier Safety	1,188	1,493	2,016
Subtotal - Federal Funds.....	5,183	5,538	6,061
Subtotal - Restricted.....	80,091	82,896	88,386
Total - General Government.....	\$ 85,274	\$ 88,434	\$ 94,447
FEDERAL FUNDS	5,183	5,538	6,061
RESTRICTED	80,091	82,896	88,386
GENERAL FUND TOTAL.....	\$ 85,274	\$ 88,434	\$ 94,447
OTHER FUNDS:			
MARCELLUS LEGACY FUND:			
Transfer to Highway Bridge Improvement (EA)	\$ 25,910	\$ 16,212	\$ 15,164
Transfer to Environmental Stewardship Fund (EA).....	10,364	6,485	6,065
(R)Transfer to Hazardous Sites Cleanup Fund (EA).....	15,000	15,000	15,000
Transfer to Hazardous Sites Cleanup Fund (EA)	5,182	3,242	3,033
County Rec Planning, Development, and Rehabilitation (EA).....	15,546	9,727	9,098
Transfer to Commonwealth Financing Authority-H2O (EA)	12,955	8,106	7,582
Transfer to Commonwealth Financing Authority (EA).....	20,728	12,970	12,131
MARCELLUS LEGACY FUND TOTAL.....	\$ 105,685	\$ 71,742	\$ 68,073
UNCONVENTIONAL GAS WELL FUND:			
Gas Well Fee Administration (EA).....	\$ 1,000	\$ 1,000	\$ 1,000
Conservation District Grants (EA)	4,638	4,782	4,935
Transfer to Conservation District Fund (EA).....	4,638	4,782	4,935
Transfer to Housing Afford and Rehab Enhancement Fund (EA)	7,390	5,000	5,000
Host Counties (EA)	54,167	33,218	30,954
Host Municipalities (EA)	53,640	34,141	31,814
Local Municipalities (EA).....	40,266	24,914	23,215
Transfer to Marcellus Legacy Fund (EA)	103,642	64,848	60,655
UNCONVENTIONAL GAS WELL FUND TOTAL.....	\$ 269,381	\$ 172,685	\$ 162,508
DEPARTMENT TOTAL - ALL FUNDS			
GENERAL FUND	\$ -	\$ -	\$ -
MOTOR LICENSE FUND.....	-	-	-
LOTTERY FUND.....	-	-	-
FEDERAL FUNDS	5,183	5,538	6,061
AUGMENTATIONS.....	-	-	-
RESTRICTED	80,091	82,896	88,386
OTHER FUNDS	375,066	244,427	230,581
TOTAL ALL FUNDS.....	\$ 460,340	\$ 332,861	\$ 325,028

Program Funding Summary

(Dollar Amounts in Thousands)

	2022-23	2023-24	2024-25	2025-26	2026-27	2027-28	2028-29
	Actual	Available	Budget	Estimated	Estimated	Estimated	Estimated
REGULATION OF PUBLIC UTILITIES:							
GENERAL FUND.....	\$ -	\$ -	\$ -	\$ -	\$ -	\$ -	\$ -
MOTOR LICENSE FUND....	-	-	-	-	-	-	-
LOTTERY FUND	-	-	-	-	-	-	-
FEDERAL FUNDS	5,183	5,538	6,061	6,061	6,061	6,061	6,061
AUGMENTATIONS.....	-	-	-	-	-	-	-
RESTRICTED.....	80,091	82,896	88,386	88,386	88,386	88,386	88,386
OTHER FUNDS	375,066	244,427	230,581	308,276	311,166	291,136	258,013
DEPARTMENT TOTAL.....	<u>\$ 460,340</u>	<u>\$ 332,861</u>	<u>\$ 325,028</u>	<u>\$ 402,723</u>	<u>\$ 405,613</u>	<u>\$ 385,583</u>	<u>\$ 352,460</u>

Program: Regulation of Public Utilities

Goal: To ensure that safe and adequate public utility services are available to the public at fair and reasonable rates.

The [Pennsylvania Public Utility Commission \(PUC\)](#) balances the needs of consumers and utilities to ensure safe and reliable utility service at reasonable rates; protects the public interest; educates consumers to make independent and informed utility choices; furthers economic development; and fosters new technologies and competitive markets in an environmentally sound manner.

The commission oversees over 9,000 entities furnishing a variety of essential services including electricity, natural gas, telephone, water, wastewater collection, and steam heat. Also included are entities furnishing transportation of passengers and property by motor coach, truck, taxicab, and natural gas pipeline operators including those who transport hazardous materials. PUC is empowered to enforce federal pipeline safety laws as they relate to non-public utility gas and hazardous liquids pipeline equipment and facilities within Pennsylvania. The commission is funded by assessments on the regulated entities based upon their operating revenues along with federal grant monies.

The focus of PUC has expanded from the traditional role of approving the cost-based rates and regulating the service of all public utilities to a broader mandate of also enabling and facilitating competitive markets for the electric, natural gas, and telecommunications industries. The commission experiences a steady number of rate requests from electric, natural gas, and water companies. PUC approval of mergers and acquisitions is an ongoing process, especially affecting the water and telecommunications industries.

The commission also:

- Collects unconventional gas well impact fees under [Act 13 of 2012](#) and distributes the proceeds to counties and municipalities;
- Ensures Pennsylvania's seven largest electric distribution companies develop [energy efficiency and conservation](#) plans to reduce the amount of electricity consumed by residential and business consumers;
- Enforces the [statute](#) requiring electric distribution companies and generation suppliers to include electricity generated from alternative energy resources in their sales to retail customers;
- Monitors the [broadband](#) deployment initiatives requiring participating incumbent local exchange carriers to provide access to broadband service to all Pennsylvanians at minimum speed standards for uploads and downloads;
- Ensures that telecommunications services for [eligible low-income consumers and households](#) meet or exceed national standards;
- Reviews petitions authorized under [Act 11 of 2012](#) by jurisdictional water and wastewater, natural gas, and electric utilities to implement a distribution system improvement charge to fund infrastructure upgrades; and
- Provides oversight of transportation services under [Act 164 of 2016](#), including services ranging from traditional taxis and limousines to ride-hailing transportation network companies.

Program Recommendations:

This budget recommends the following change from the restricted account: (Dollar Amounts in Thousands)

	General Government Operations
\$ 5,490	—to continue current program.

Program: Regulation of Public Utilities, continued

Appropriations within this Program:

(Dollar Amounts in Thousands)

	2022-23	2023-24	2024-25	2025-26	2026-27	2027-28	2028-29
	Actual	Available	Budget	Estimated	Estimated	Estimated	Estimated
GENERAL FUND:							
(R)General Government Operations...	\$ 80,091	\$ 82,896	\$ 88,386	\$ 88,386	\$ 88,386	\$ 88,386	\$ 88,386

Program Measures:

	2018-19	2019-20	2020-21	2021-22	2022-23	2023-24	2024-25
	Actual	Actual	Actual	Actual	Actual	Estimated	Estimated
Maintain safe and reliable utility services at affordable rates for consumers.							
Fixed Utility Audits Conducted - Adjustment Clause Rate and Reconciliation Reviews	396	384	382	382	387	390	400
Fixed Utility Audits Conducted - Management .	6	10	6	6	4	3	7
Fixed Utility Audits Conducted - Financial Audits.....	76	68	64	86	68	74	60
Enforcement/Investigations Audits Conducted - Gas Safety	1,250	1,354	1,723	1,680	2,133	2,350	2,382
Transportation Audits Conducted - Rail Safety	2,050	2,053	2,018	2,020	2,025	2,025	2,040
Transportation Audits Conducted - Motor Safety	8,500	8,476	7,919	8,300	8,250	8,900	6,374



REVENUE

The mission of the [Department of Revenue](#) is to fairly, efficiently, and accurately administer Pennsylvania tax and Lottery programs.

The department collects all tax levies as well as various fees, fines, and other monies due to the Commonwealth. The department also supervises the administration and collection of monies for the first and second class county sales tax and various special funds.

The department prepares the official estimates of the tax yield due to the Commonwealth and analyzes the effect on revenues of proposed changes in either the laws or the tax structure of the Commonwealth.

Programs and Goals

Revenue Collection and Administration: To assure the availability of resources for the Commonwealth's programs through the equitable and efficient administration of Pennsylvania's revenue system.

Community Development and Preservation: To equitably distribute the Public Utility Realty Tax to all reporting local taxing authorities.

Homeowners and Renters Assistance: To increase economic stability by assisting eligible Pennsylvania citizens in maintaining their homes.

Summary by Fund and Appropriation

(Dollar Amounts in Thousands)

	2022-23 ACTUAL	2023-24 AVAILABLE	2024-25 BUDGET
GENERAL FUND:			
<i>General Government:</i>			
General Government Operations	\$ 142,954	\$ 157,823	\$ 179,742
(A)Departmental Services	- ^a	- ^a	- ^a
(A)Local Sales Tax Administration Fees	6,605	5,136	5,136
(A)Interagency Services	909	761	761
(A)Cigarette Tax Collection	954	894	894
(A)Tax Information	770	100	100
(A)Small Games of Chance	194	20	20
(A)Miscellaneous	10	6	6
(R)Enhanced Revenue Collection Account	30,000	-	-
(R)Adult Use Cannabis-Administration	-	-	500
Technology and Process Modernization	4,750	22,089	13,993
Commissions-Inheritance and Realty Transfer Taxes (EA)	15,811	15,500	15,500
Subtotal - State Funds	\$ 163,515	\$ 195,412	\$ 209,235
Subtotal - Augmentations	9,442	6,917	6,917
Subtotal - Restricted	30,000	-	500
Total - General Government	<u>\$ 202,957</u>	<u>\$ 202,329</u>	<u>\$ 216,652</u>
<i>Grants and Subsidies:</i>			
Distribution of Public Utility Realty Tax	\$ 33,309	\$ 32,970	\$ 32,801
STATE FUNDS	\$ 196,824	\$ 228,382	\$ 242,036
AUGMENTATIONS	9,442	6,917	6,917
RESTRICTED	30,000	-	500
GENERAL FUND TOTAL	<u>\$ 236,266</u>	<u>\$ 235,299</u>	<u>\$ 249,453</u>
MOTOR LICENSE FUND:			
<i>General Government:</i>			
Collections-Liquid Fuels Taxes	\$ 23,125	\$ 23,564	\$ 24,797
(F)Federal Fuel Tax Evasion Project (EA)	250	250	250
Subtotal - State Funds	\$ 23,125	\$ 23,564	\$ 24,797
Subtotal - Federal Funds	250	250	250
Total - General Government	<u>\$ 23,375</u>	<u>\$ 23,814</u>	<u>\$ 25,047</u>
<i>Refunds:</i>			
Refunding Liquid Fuels Taxes (EA)	\$ 35,497	\$ 35,300	\$ 29,715
STATE FUNDS	\$ 58,622	\$ 58,864	\$ 54,512
FEDERAL FUNDS	\$ 250	\$ 250	\$ 250
MOTOR LICENSE FUND TOTAL	<u>\$ 58,872</u>	<u>\$ 59,114</u>	<u>\$ 54,762</u>

Summary by Fund and Appropriation

(Dollar Amounts in Thousands)

	2022-23 ACTUAL	2023-24 AVAILABLE	2024-25 BUDGET
LOTTERY FUND:			
General Government:			
General Operations (EA)	\$ 82,909	\$ 77,665	\$ 83,701
(A)Licenses, Fees, and Assessments	161	163	163
Lottery Equipment Purchase (EA)	138,539	-	-
Lottery Advertising (EA)	51,000	51,000	55,000
(A)Responsible Gambling Advertising Campaign	500	500	500
Property Tax and Rent Rebate-General Operations (EA)	20,344	24,000	25,000
On-Line Vendor Commissions (EA)	84,733	76,552	76,213
Instant Vendor Commissions (EA)	52,487	52,630	52,397
iLottery Vendor Commissions (EA)	24,300	29,300	29,300
Payment of Prize Money (EA)	558,376	502,373	500,151
Subtotal - State Funds	\$ 1,012,688	813,520	821,762
Subtotal - Augmentations	661	663	663
Total - General Government	\$ 1,013,349	\$ 814,183	\$ 822,425
Grants and Subsidies:			
Property Tax and Rent Rebate for Older Pennsylvanians (EA)	\$ 213,800	\$ 207,600	\$ 324,400
Property Tax and Rent Rebate (EA)	10,000	-	-
(F)COVID-SFR Property Tax and Rent Rebate	140,000	-	-
Subtotal - State Funds	\$ 223,800	\$ 207,600	\$ 324,400
Subtotal - Federal Funds	140,000	-	-
Total - Grants and Subsidies	\$ 363,800	\$ 207,600	\$ 324,400
STATE FUNDS	\$ 1,236,488	\$ 1,021,120	\$ 1,146,162
FEDERAL FUNDS	140,000	-	-
AUGMENTATIONS	661	663	663
LOTTERY FUND TOTAL	\$ 1,377,149	\$ 1,021,783	\$ 1,146,825
OTHER FUNDS:			
FANTASY CONTEST FUND:			
(R)Fantasy Contest Operations	\$ 418	\$ 418	\$ 418
PA RACE HORSE DEVELOPMENT TRUST FUND:			
(R)Transfer to State Racing Fund-Drug Testing	\$ 10,066	\$ 10,066	\$ 10,390
(R)Transfer to State Racing Fund-Promotion of Racing (EA)	2,080	1,983	2,195
PA RACE HORSE DEVELOPMENT TRUST FUND TOTAL	\$ 12,146	\$ 12,049	\$ 12,585
PROPERTY TAX RELIEF FUND:			
Transfer to Lottery Fund-Property Tax and Rent Rebate (EA)	\$ - ^b	\$ - ^b	\$ - ^b

Summary by Fund and Appropriation

(Dollar Amounts in Thousands)

	2022-23 ACTUAL	2023-24 AVAILABLE	2024-25 BUDGET
STATE GAMING FUND:			
(R)General Operations.....	\$ 6,848	\$ 7,017	\$ 7,122
Transfer to Compulsive/Problem Gambling Treatment Fund (EA).....	6,880	6,790	6,828
Transfer to Compulsive/Problem Gambling Treatment Fd-D&A (EA).....	5,663	5,496	5,546
STATE GAMING FUND TOTAL.....	\$ 19,391	\$ 19,303	\$ 19,496
STATE RACING FUND:			
Collections-State Racing Fund.....	\$ 266	\$ 273	\$ 277
VIDEO GAMING FUND:			
(R)Video Gaming Operations.....	\$ 683	\$ 683	\$ 683
DEPARTMENT TOTAL - ALL FUNDS			
GENERAL FUND.....	\$ 196,824	\$ 228,382	\$ 242,036
MOTOR LICENSE FUND.....	58,622	58,864	54,512
LOTTERY FUND.....	1,236,488	1,021,120	1,146,162
FEDERAL FUNDS.....	140,250	250	250
AUGMENTATIONS.....	10,103	7,580	7,580
RESTRICTED.....	30,000	-	500
OTHER FUNDS.....	32,904	32,726	33,459
TOTAL ALL FUNDS.....	\$ 1,705,191	\$ 1,348,922	\$ 1,484,499

^a Not added to avoid double counting: 2022-23 Actual is \$22,121,000, 2023-24 Available is \$20,864,000, and 2024-25 Budget is \$20,864,000.

^b Not added to avoid double counting with Lottery Fund Property Tax and Rent Rebate for Older Pennsylvanians: 2022-23 Actual is \$88,800,000, 2023-24 Available is \$87,200,000, and 2024-25 Budget is \$204,000,000.

Program Funding Summary

(Dollar Amounts in Thousands)

	2022-23 Actual	2023-24 Available	2024-25 Budget	2025-26 Estimated	2026-27 Estimated	2027-28 Estimated	2028-29 Estimated
REVENUE COLLECTION AND ADMINISTRATION:							
GENERAL FUND.....	\$ 163,515	\$ 195,412	\$ 209,235	\$ 213,687	\$ 217,145	\$ 217,593	\$ 218,246
MOTOR LICENSE FUND....	58,622	58,864	54,512	55,182	55,818	55,818	55,818
LOTTERY FUND	1,012,688	813,520	821,762	841,561	859,501	873,916	887,905
FEDERAL FUNDS	250	250	250	250	250	250	250
AUGMENTATIONS.....	10,103	7,580	7,580	7,580	7,580	7,580	7,580
RESTRICTED.....	30,000	-	500	1,000	1,025	1,025	1,025
OTHER FUNDS	32,904	32,726	33,459	36,231	37,573	37,918	38,263
SUBCATEGORY TOTAL	\$ 1,308,082	\$ 1,108,352	\$ 1,127,298	\$ 1,155,491	\$ 1,178,892	\$ 1,194,100	\$ 1,209,087
COMMUNITY DEVELOPMENT AND PRESERVATION:							
GENERAL FUND.....	\$ 33,309	\$ 32,970	\$ 32,801	\$ 33,621	\$ 34,462	\$ 35,324	\$ 36,207
MOTOR LICENSE FUND....	-	-	-	-	-	-	-
LOTTERY FUND	-	-	-	-	-	-	-
FEDERAL FUNDS	-	-	-	-	-	-	-
AUGMENTATIONS.....	-	-	-	-	-	-	-
RESTRICTED.....	-	-	-	-	-	-	-
OTHER FUNDS	-	-	-	-	-	-	-
SUBCATEGORY TOTAL	\$ 33,309	\$ 32,970	\$ 32,801	\$ 33,621	\$ 34,462	\$ 35,324	\$ 36,207
HOMEOWNERS AND RENTERS ASSISTANCE:							
GENERAL FUND.....	\$ -	\$ -	\$ -	\$ -	\$ -	\$ -	\$ -
MOTOR LICENSE FUND....	-	-	-	-	-	-	-
LOTTERY FUND	223,800	207,600	324,400	332,800	340,800	350,300	361,100
FEDERAL FUNDS	140,000	-	-	-	-	-	-
AUGMENTATIONS.....	-	-	-	-	-	-	-
RESTRICTED.....	-	-	-	-	-	-	-
OTHER FUNDS	-	-	-	-	-	-	-
SUBCATEGORY TOTAL	\$ 363,800	\$ 207,600	\$ 324,400	\$ 332,800	\$ 340,800	\$ 350,300	\$ 361,100
ALL PROGRAMS:							
GENERAL FUND.....	\$ 196,824	\$ 228,382	\$ 242,036	\$ 247,308	\$ 251,607	\$ 252,917	\$ 254,453
MOTOR LICENSE FUND....	58,622	58,864	54,512	55,182	55,818	55,818	55,818
LOTTERY FUND	1,236,488	1,021,120	1,146,162	1,174,361	1,200,301	1,224,216	1,249,005
FEDERAL FUNDS	140,250	250	250	250	250	250	250
AUGMENTATIONS.....	10,103	7,580	7,580	7,580	7,580	7,580	7,580
RESTRICTED.....	30,000	-	500	1,000	1,025	1,025	1,025
OTHER FUNDS	32,904	32,726	33,459	36,231	37,573	37,918	38,263
DEPARTMENT TOTAL	\$ 1,705,191	\$ 1,348,922	\$ 1,484,499	\$ 1,521,912	\$ 1,554,154	\$ 1,579,724	\$ 1,606,394

Program: Revenue Collection and Administration

Goal: To assure the availability of resources for the Commonwealth’s programs through the equitable and efficient administration of Pennsylvania’s revenue system.

The [Department of Revenue](#) administers the Commonwealth’s revenue statutes by assessing and collecting various taxes. Major revenue sources for the General Fund include corporation, personal income, inheritance, sales and use, cigarette, beverage, and realty transfer taxes. Tax revenue is also collected for the first- and second-class county sales taxes and for the Motor License, State Racing, and Gaming Funds.

The department continues to expand the use of technology, permitting quick deposit of funds and an efficient review of a tax return’s accuracy. One such application is the Pennsylvania Tax Hub, or [myPATH](#), a web-based portal system that taxpayers can use to file their tax returns, [pay personal income tax](#), liquid fuels tax, fuels tax, sales tax, corporate tax, employer withholding tax, and apply for a property tax and rent rebate. To ensure fairness in tax administration, the Department of Revenue audits and verifies tax returns to detect fraud and non-filers. In addition, there is an extensive delinquent tax collection effort that involves automation as well as traditional tax collection methods.

This program is responsible for the administration of the [Pennsylvania Lottery](#). Through a network of private retailers, the Commonwealth sells lottery tickets, the proceeds of which support [programs for older Pennsylvanians](#).

Program Recommendations:

This budget recommends the following changes: (Dollar Amounts in Thousands)

GENERAL FUND:		Lottery Advertising (EA)	
	General Government Operations	\$ 4,000	—to continue current program.
\$ 21,919	—to continue current program.		
	Technology and Process Modernization		Property Tax Rent Rebate-General Operations (EA)
\$ (8,096)	—to complete system upgrades.	\$ 1,000	—to continue current program.
	MOTOR LICENSE FUND:		On-Line Vendor Commissions (EA)
	Collections-Liquid Fuels Taxes	\$ (339)	—based on the latest projection of program requirements.
\$ 1,233	—to continue current program.		
	Refunding Liquid Fuels Taxes (EA)		Instant Vendor Commissions (EA)
\$ (5,585)	—based on current estimates.	\$ (233)	—based on the latest projection of program requirements.
	LOTTERY FUND:		Payment of Prize Money (EA)
	General Operations (EA)	\$ (2,222)	—based on the latest projection of program requirements.
\$ 6,036	—to continue current program.		

Program: Revenue Collection and Administration, continued

Appropriations within this Program:

(Dollar Amounts in Thousands)

	2022-23	2023-24	2024-25	2025-26	2026-27	2027-28	2028-29
	Actual	Available	Budget	Estimated	Estimated	Estimated	Estimated
GENERAL FUND:							
General Government Operations	\$ 142,954	\$ 157,823	\$ 179,742	\$ 184,595	\$ 189,210	\$ 189,210	\$ 189,210
Technology and Process Modernization..	4,750	22,089	13,993	13,592	12,435	12,883	13,536
Commissions-Inheritance and Realty Transfer Taxes (EA).....	15,811	15,500	15,500	15,500	15,500	15,500	15,500
TOTAL GENERAL FUND.....	\$ 163,515	\$ 195,412	\$ 209,235	\$ 213,687	\$ 217,145	\$ 217,593	\$ 218,246
MOTOR LICENSE FUND:							
Collections-Liquid Fuels Taxes.....	\$ 23,125	\$ 23,564	\$ 24,797	\$ 25,467	\$ 26,103	\$ 26,103	\$ 26,103
Refunding Liquid Fuels Taxes (EA).....	35,497	35,300	29,715	29,715	29,715	29,715	29,715
TOTAL MOTOR LICENSE FUND	\$ 58,622	\$ 58,864	\$ 54,512	\$ 55,182	\$ 55,818	\$ 55,818	\$ 55,818
LOTTERY FUND:							
General Operations (EA).....	\$ 82,909	\$ 77,665	\$ 83,701	\$ 85,961	\$ 88,110	\$ 88,110	\$ 88,110
Lottery Equipment Purchase (EA).....	138,539	-	-	-	-	-	-
Lottery Advertising (EA)	51,000	51,000	55,000	55,000	55,000	55,000	55,000
Property Tax and Rent Rebate-General Operations (EA)	20,344	24,000	25,000	25,675	26,317	26,317	26,317
On-Line Vendor Commissions (EA).....	84,733	76,552	76,213	78,176	79,836	81,399	82,901
Instant Vendor Commissions (EA).....	52,487	52,630	52,397	53,746	54,887	55,962	56,994
iLottery Vendor Commissions (EA).....	24,300	29,300	29,300	29,973	31,425	32,949	34,548
Payment of Prize Money (EA)	558,376	502,373	500,151	513,030	523,926	534,179	544,035
TOTAL LOTTERY FUND	\$ 1,012,688	\$ 813,520	\$ 821,762	\$ 841,561	\$ 859,501	\$ 873,916	\$ 887,905

Program Measures:

	2018-19	2019-20	2020-21	2021-22	2022-23	2023-24	2024-25
	Actual	Actual	Actual	Actual	Actual	Estimated	Estimated
Continually improve customer service.							
Average wait time of customer phone calls to the Customer Experience Center (in minutes).....	18.04	9.08	8.35	13.47	13.12	13.0	12.0
Continually improve business processes and technology.							
Percentage of returns filed electronically	85%	87%	87%	93%	87%	93%	94%
Continually improve public confidence.							
Percentage of refunds paid by the required timeframe	95%	95%	89%	91%	91%	95%	95%
Continually improve Lottery sales and net profits.							
Net Lottery profits (in billions)	\$ 1.16	\$ 1.071	\$ 1.238	\$ 1.112	\$ 1.038	\$ 1.121	\$ 1.096

Program: Community Development and Preservation

Goal: To equitably distribute the Public Utility Realty Tax to all reporting local taxing authorities.

An amendment in 1968 to the state constitution exempted public utilities from locally administered property taxes and authorized the collection of a similar statewide tax known as the [Public Utility Realty Tax](#). The proceeds of the tax are distributed to each local taxing authority thereby providing local revenue while ensuring fair treatment for utilities.

The distribution is based on the ratio between the total tax receipts of a local taxing authority and the total tax receipts of all reporting tax authorities. This ratio is then applied to the total amount of taxes that reporting authorities could have collected had they been able to directly tax public utility realty.

Program Recommendations:

This budget recommends the following changes: (Dollar Amounts in Thousands)

Distribution of Public Utility Realty Tax

\$ (169) —reflects estimated tax assessments.

Appropriations within this Program:

	(Dollar Amounts in Thousands)						
	2022-23	2023-24	2024-25	2025-26	2026-27	2027-28	2028-29
	Actual	Available	Budget	Estimated	Estimated	Estimated	Estimated
GENERAL FUND:							
Distribution of Public Utility Realty Tax.....	\$ 33,309	\$ 32,970	\$ 32,801	\$ 33,621	\$ 34,462	\$ 35,324	\$ 36,207

Program: Homeowners and Renters Assistance

Goal: To increase economic stability by assisting eligible Pennsylvania citizens in maintaining their homes.

This program allows Pennsylvanians 65 years of age or older, surviving spouses over 50, and permanently disabled people 18 years of age or older who meet household income limits to lead fuller lives by restoring a portion of their income through property tax and rent rebate assistance.

The [Property Tax and Rent Rebate](#) program provides rebates to eligible homeowners and renters. Beginning with claim year 2023, and first being paid in 2024-25, homeowners and renters with household incomes of \$45,000 or less qualify for rebates of \$380 to \$1,000. Additionally, the household income eligibility limits are now indexed to inflation.

Program Recommendations:

This budget recommends the following changes: (Dollar Amounts in Thousands)

Property Tax and Rent Assist for Older Pennsylvanians (EA)

\$ 116,800 —based on current estimates for participation.

Appropriations within this Program:

	(Dollar Amounts in Thousands)						
	2022-23	2023-24	2024-25	2025-26	2026-27	2027-28	2028-29
	Actual	Available	Budget	Estimated	Estimated	Estimated	Estimated
LOTTERY FUND:							
Property Tax and Rent Rebate for Older Pennsylvanians (EA)	\$ 213,800	\$ 207,600	\$ 324,400	\$ 332,800	\$ 340,800	\$ 350,300	\$ 361,100
Property Tax and Rent Rebate (EA)	10,000	-	-	-	-	-	-
TOTAL LOTTERY FUND	\$ 223,800	\$ 207,600	\$ 324,400	\$ 332,800	\$ 340,800	\$ 350,300	\$ 361,100

Program Measures:

	2018-19	2019-20	2020-21	2021-22	2022-23	2023-24	2024-25
	Actual	Actual	Actual	Actual	Actual	Estimated	Estimated
Continually improve business processes and technology.							
Property Tax and Rent Rebate claims sent to Treasury with a July 1 payment date	88% ^a	94% ^a	96%	65% ^b	78%	95%	95%

^a This measure was previously reported as "Property Tax and Rent Rebate Claims Paid by July 1 (For Applications Received by June 1)", these years correspond to this standard.

^b The 2021-22 measure amount is lower than normal due to delays in information needed to process claims timely.



STATE

The mission of the Pennsylvania [Department of State](#) is to promote the integrity of the electoral process; to provide the initial infrastructure for economic development through corporate organizations and transactions; and to protect the health and safety of the public.

The department encourages the highest standards of ethics and competence in elections, campaign finance, lobbying disclosure, notarization, professional and occupational licensure, charitable solicitation, and the sports of boxing, wrestling, and mixed martial arts. By employing the latest technology, the Department of State delivers exceptional public service remaining a leader in all regulatory and enforcement policies and practices aimed at protecting every resident of the Commonwealth.

Programs and Goals

Consumer Protection: *To protect the consumer from fraudulent solicitation and unqualified professional and occupational practitioners and establishments.*

Summary by Fund and Appropriation

(Dollar Amounts in Thousands)

2022-23	2023-24	2024-25
ACTUAL	AVAILABLE	BUDGET

GENERAL FUND:

General Government:

General Government Operations	\$ 6,085	\$ 9,275	\$ 11,682
(F)Federal Election Reform	11,934	11,110	11,110
(F)Occupational Licensing	-	1,000	1,000
(A)Departmental Services	- ^a	- ^a	- ^a
(R)Professional and Occupational Affairs	58,953	74,480	72,812
(R)State Board of Medicine	9,398	11,240	11,025
(R)State Board of Osteopathic Medicine	2,651	3,194	3,204
(R)State Board of Podiatry	410	442	454
(R)State Athletic Commission	868	908	946
(R)Bureau of Corporations and Charitable Organizations (EA)	9,235	9,364	14,288

Subtotal	\$ 99,534	\$ 121,013	\$ 126,521
----------------	-----------	------------	------------

Statewide Uniform Registry of Electors	11,791	13,474	13,948
---	---------------	---------------	---------------

Voter Registration and Education	502	546	5,751
---	------------	------------	--------------

Lobbying Disclosure	714	562	562
----------------------------------	------------	------------	------------

(R)Lobbying Disclosure	538	538	544
------------------------------	-----	-----	-----

Subtotal	\$ 1,252	\$ 1,100	\$ 1,106
----------------	----------	----------	----------

Publishing Constitutional Amendments (EA)	4,500	-	1,300
--	--------------	---	--------------

Electoral College	-	-	10
--------------------------------	---	---	-----------

Subtotal - State Funds	\$ 23,592	\$ 23,857	\$ 33,253
------------------------------	-----------	-----------	-----------

Subtotal - Federal Funds	11,934	12,110	12,110
--------------------------------	--------	--------	--------

Subtotal - Restricted	82,053	100,166	103,273
-----------------------------	--------	---------	---------

Total - General Government	\$ 117,579	\$ 136,133	\$ 148,636
----------------------------------	------------	------------	------------

Grants and Subsidies:

Voting of Citizens in Military Service	\$ 20	\$ 20	\$ 20
---	-------	-------	-------

County Election Expenses (EA)	1,065	400	400
--	--------------	------------	------------

Election Code Debt Service	9,264	9,256	9,247
---	--------------	--------------	--------------

Total - Grants and Subsidies	\$ 10,349	\$ 9,676	\$ 9,667
------------------------------------	-----------	----------	----------

STATE FUNDS	\$ 33,941	\$ 33,533	\$ 42,920
-------------------	-----------	-----------	-----------

FEDERAL FUNDS	11,934	12,110	12,110
---------------------	--------	--------	--------

RESTRICTED	82,053	100,166	103,273
------------------	--------	---------	---------

GENERAL FUND TOTAL	\$ 127,928	\$ 145,809	\$ 158,303
---------------------------------	-------------------	-------------------	-------------------

Summary by Fund and Appropriation

(Dollar Amounts in Thousands)

	2022-23 ACTUAL	2023-24 AVAILABLE	2024-25 BUDGET
OTHER FUNDS:			
REAL ESTATE RECOVERY FUND:			
Real Estate Recovery Payments (EA).....	\$ 150	\$ 150	\$ 150
DEPARTMENT TOTAL - ALL FUNDS			
GENERAL FUND	\$ 33,941	\$ 33,533	\$ 42,920
MOTOR LICENSE FUND.....	-	-	-
LOTTERY FUND.....	-	-	-
FEDERAL FUNDS	11,934	12,110	12,110
AUGMENTATIONS.....	-	-	-
RESTRICTED	82,053	100,166	103,273
OTHER FUNDS	150	150	150
TOTAL ALL FUNDS	\$ 128,078	\$ 145,959	\$ 158,453

^a Not added to avoid double counting: 2022-23 Actual is \$5,897,000, 2023-24 Available is \$6,702,000, and 2023-24 Budget is \$7,537,000.

Program Funding Summary

(Dollar Amounts in Thousands)

	2022-23 Actual	2023-24 Available	2024-25 Budget	2025-26 Estimated	2026-27 Estimated	2027-28 Estimated	2028-29 Estimated
CONSUMER PROTECTION:							
GENERAL FUND.....	\$ 33,941	\$ 33,533	\$ 42,920	\$ 39,278	\$ 39,722	\$ 39,465	\$ 44,970
MOTOR LICENSE FUND....	-	-	-	-	-	-	-
LOTTERY FUND	-	-	-	-	-	-	-
FEDERAL FUNDS	11,934	12,110	12,110	12,110	12,110	12,110	12,110
AUGMENTATIONS.....	-	-	-	-	-	-	-
RESTRICTED.....	82,053	100,166	103,273	103,310	103,310	103,310	103,310
OTHER FUNDS.....	150	150	150	150	150	150	150
DEPARTMENT TOTAL.....	\$ 128,078	\$ 145,959	\$ 158,453	\$ 154,848	\$ 155,292	\$ 155,035	\$ 160,540

Program: Consumer Protection

Goal: To protect the consumer from fraudulent solicitation and unqualified professional and occupational practitioners and establishments.

Protection of the Electoral Process

The [Department of State](#) ensures efficiency, uniformity, integrity, and security in the administration of the Election Code. The Pennsylvania Voter Registration Act integrates voter registration into driver's license applications and complies with the National Voter Registration Act. A statewide voter registration database serves as the official registry of all voters in the Commonwealth. The department reviews candidate nomination petitions for compliance with statutory standards and processes them for inclusion on the ballot. As required by the Election Code, committees file campaign expense reports with the Department of State, and the public is provided the opportunity to review the reports. The department tabulates, publishes, and disseminates statistics for both voter registration and all elections. It also serves as the primary repository of the maps and descriptions of over 9,000 election precincts.

The department works with county election officials, election stakeholders, and federal and state security and law enforcement partners to maintain a secure and safe electoral process in Pennsylvania. These partnerships supplement the Commonwealth's ongoing efforts to maintain the security and integrity of the statewide voter registry and other election-related software applications. This also enables the department to connect counties with free or low-cost training opportunities to supplement their own efforts to secure election infrastructure. The Department of State also provides support for online services like [online voter registration](#) and [online ballot request](#).

The department continues to assist counties with a newer generation of voting systems that utilize a [modern and secure](#) platform and that employ a [voter verifiable paper record](#). These systems provide enhanced voter confidence in the electoral process, increased resiliency of our election process, and meaningful auditability of election results.

Protection through Voter Record Accuracy and Integrity

The Department of State also develops and maintains an integrated voter registration database containing all electors in the Commonwealth. The integrated [Statewide Uniform Registry of Electors \(SURE\)](#) database supports the efforts of hundreds of county election officials to process voter registrations and absentee and mail ballot requests. It includes online voter registration and online absentee applications that make applying easier and more convenient while enhancing the accuracy of the voter rolls by reducing the amount of manual data entry. In addition, the database also supports counties in their voter list maintenance activities to maintain up-to-date and accurate voter rolls.

Protection of Public Health and Safety through Professional Licensing

The Department of State protects the health and safety of the public from fraudulent and unethical practitioners through the administration of the professional and occupational licensing programs. The 29 licensing boards and commissions, established by statute, ensure that professionals provide high-quality and safe services to the people of the Commonwealth. To accomplish this, these boards and commissions have been authorized to set and enforce standards for both initial licensure and practice.

The [department](#) works with [board and commission members](#), professional occupation stakeholders, and the licensing community to modernize operations and administer licensure in the Commonwealth. The Department of State utilizes the [Pennsylvania Licensing System \(PALS\)](#) and will continue to pursue and implement solutions to modernize the licensing process through the reduction of processing times, increased electronic and automated workflows, and continuous improvement of existing processes and technologies.

Protection through Regulation of Consumer Products and Promotion of Fair Business Practices

The [department](#) maintains the records repository of more than 3 million companies that do business in the Commonwealth and serves as the centralized filing office for [Uniform Commercial Code](#) financing statements. To register a business, online filing is available through PennFile to ensure expeditious processing of corporate documents. The Department of State also administers the state's charitable solicitation law. It maintains [registration](#) and financial information on over 13,000 charities soliciting in the Commonwealth, as well as more than 450 professional solicitors and fundraising counsels.

Program: Consumer Protection, continued

The [State Athletic Commission](#) monitors and regulates all professional and amateur boxing, kickboxing and mixed martial arts events, professional wrestling contests, and the licensing of all persons who participate in these events. The individual license categories include announcer, agent, boxer, judge, manager, matchmaker, physician, promoter (including those promoting professional wrestling), referee, second, timekeeper, trainer, and athletic agents. The commission is financially self-sufficient and supported solely from relevant license fees.

Program Recommendations:

This budget recommends the following changes: (Dollar Amounts in Thousands)

	General Government Operations		This budget also recommends the following changes in appropriations and executive authorizations from restricted accounts:
\$ 2,073	—to continue current program.		
250	—Initiative—for operations, election security, and voter integrity.		
59	—Initiative—increased capacity for protection of the public through compliance with professional standards.	\$ (2,266)	Professional and Occupational Affairs
25	—Initiative—to reflect cost allocation of addition legal services.	439	—to continue current program.
			—Initiative—to create an information portal for active duty service members and veterans cross walking military occupations with licensed professions.
\$ 2,407	<i>Appropriation Increase</i>	159	—Initiative—increased capacity for protection of the public through compliance with professional standards.
			<i>Appropriation Decrease</i>
	Statewide Uniform Registry of Electors	\$ (1,668)	
\$ 474	—Initiative—to aid the promotion of secure and fair elections.		State Board of Medicine
		\$ (255)	—to continue current program.
	Voter Registration and Education	40	—Initiative—to create an information portal for active duty service members and veterans cross walking military occupations with licensed professions.
\$ 205	—to continue current program.		
5,000	—Initiative—for voter education and direct outreach.		
\$ 5,205	<i>Appropriation Increase</i>	\$ (215)	<i>Appropriation Decrease</i>
	Publishing Constitutional Amendments (EA)		State Board of Osteopathic Medicine
\$ 1,300	—for costs associated with advertising and publishing proposed constitutional amendments.	\$ (9)	—to continue current program.
		19	—Initiative—to create an information portal for active duty service members and veterans cross walking military occupations with licensed professions.
	Electoral College		
\$ 10	—to continue current program.	\$ 10	<i>Appropriation Increase</i>

Program: Consumer Protection, continued

Program Recommendations, continued:

This budget recommends the following changes: (Dollar Amounts in Thousands)

Election Code Debt Service		State Board of Podiatry	
\$	(9)	\$	10
	—the net effect on principal and interest requirements		—to continue current program.
	and other costs relating to debt service.		2
			—Initiative—to create an information portal for active
			duty service members and veterans cross walking
			military occupations with licensed professions.
			<u>12</u>
			<i>Appropriation Increase</i>
			State Athletic Commission
		\$	16
			—to continue current program.
			22
			—Initiative—to reflect cost allocation of additional
			legal services.
			<u>38</u>
			<i>Appropriation Increase</i>
			Bureau of Corporations and Charitable
			Organizations (EA)
		\$	2,197
			—to continue current program.
			2,727
			—Initiative—for implementation of Act 122 corporate
			filings changes.
			<u>4,924</u>
			<i>Appropriation Increase</i>

Appropriations within this Program:

	(Dollar Amounts in Thousands)						
	2022-23	2023-24	2024-25	2025-26	2026-27	2027-28	2028-29
	Actual	Available	Budget	Estimated	Estimated	Estimated	Estimated
GENERAL FUND:							
General Government Operations	\$ 6,085	\$ 9,275	\$ 11,682	\$ 11,997	\$ 10,797	\$ 10,797	\$ 12,297
Statewide Uniform Registry of Electors	11,791	13,474	13,948	14,236	15,184	15,184	15,184
Voter Registration and Education	502	546	5,751	1,506	2,194	1,944	5,944
Lobbying Disclosure	714	562	562	577	591	591	591
Publishing Constitutional Amendments (EA)	4,500	-	1,300	1,300	1,300	1,300	1,300
Electoral College	-	-	10	-	-	-	10
Voting of Citizens in Military Service	20	20	20	20	20	20	20
County Election Expenses (EA)	1,065	400	400	400	400	400	400
Election Code Debt Service	<u>9,264</u>	<u>9,256</u>	<u>9,247</u>	<u>9,242</u>	<u>9,236</u>	<u>9,229</u>	<u>9,224</u>
TOTAL GENERAL FUND	<u>\$ 33,941</u>	<u>\$ 33,533</u>	<u>\$ 42,920</u>	<u>\$ 39,278</u>	<u>\$ 39,722</u>	<u>\$ 39,465</u>	<u>\$ 44,970</u>

Program: Consumer Protection, continued

Program Measures:

	2018-19 Actual	2019-20 Actual	2020-21 Actual	2021-22 Actual	2022-23 Actual	2023-24 Estimated	2024-25 Estimated
Ensure voter records are accurate and effectively maintained.							
Percentage of voter registration applications submitted by calendar year through the online voter registration process versus through paper submission	56%	60%	72%	64%	66%	65%	60%
Percentage of absentee ballot applications submitted by calendar year through the online process versus paper submission	N/A	68%	45%	54%	56%	62%	62%
Strengthen public safety by increasing compliance in inspections for licensed facilities.							
Inspections and investigations completed	28,968	22,948	29,650	35,258	32,373	33,051	33,100
Modernizing the Charities Registration System allows for an online presence to file transactions.							
Percentage of charities filings online	N/A	10%	26%	26%	50%	70%	70%



STATE EMPLOYEES' RETIREMENT SYSTEM

The mission of the [State Employees' Retirement System \(SERS\)](#) is to prepare system members and participants to achieve financial success and security in retirement.

The system is responsible for administering the State Employees' Retirement Fund, the SERS - Defined Contribution Fund, supplemental retirement allowances, and cost-of-living increases for annuitants. The system also administers the Commonwealth's Deferred Compensation Program.

Programs and Goals

State Employees' Retirement: *To provide retirement benefits to employees of the Commonwealth of Pennsylvania.*

State Employees' Retirement System

Summary by Fund and Appropriation

(Dollar Amounts in Thousands)

	2022-23 ACTUAL	2023-24 AVAILABLE	2024-25 BUDGET
--	-------------------	----------------------	-------------------

OTHER FUNDS:

STATE EMPLOYEES' RETIREMENT FUND:

Administration	\$ 34,048	\$ 35,960	\$ 39,795
Investment Related Expenses.....	8,655	11,978	12,042

STATE EMPLOYEES' RETIREMENT FUND TOTAL.....	\$ 42,703	\$ 47,938	\$ 51,837
--	------------------	------------------	------------------

SERS - DEFINED CONTRIBUTION FUND:

(R)Administration	\$ 4,431	\$ 5,345	\$ 5,979
-------------------------	----------	----------	----------

DEPARTMENT TOTAL - ALL FUNDS

GENERAL FUND	\$ -	\$ -	\$ -
MOTOR LICENSE FUND.....	-	-	-
LOTTERY FUND.....	-	-	-
FEDERAL FUNDS	-	-	-
AUGMENTATIONS.....	-	-	-
RESTRICTED	-	-	-
OTHER FUNDS	47,134	53,283	57,816
TOTAL ALL FUNDS	\$ 47,134	\$ 53,283	\$ 57,816

Program Funding Summary

(Dollar Amounts in Thousands)

	2022-23 Actual	2023-24 Available	2024-25 Budget	2025-26 Estimated	2026-27 Estimated	2027-28 Estimated	2028-29 Estimated
--	-------------------	----------------------	-------------------	----------------------	----------------------	----------------------	----------------------

STATE EMPLOYEES' RETIREMENT:

GENERAL FUND.....	\$ -	\$ -	\$ -	\$ -	\$ -	\$ -	\$ -
MOTOR LICENSE FUND....	-	-	-	-	-	-	-
LOTTERY FUND	-	-	-	-	-	-	-
FEDERAL FUNDS	-	-	-	-	-	-	-
AUGMENTATIONS.....	-	-	-	-	-	-	-
RESTRICTED	-	-	-	-	-	-	-
OTHER FUNDS	47,134	53,283	57,816	59,376	60,861	60,861	60,861
DEPARTMENT TOTAL.....	\$ 47,134	\$ 53,283	\$ 57,816	\$ 59,376	\$ 60,861	\$ 60,861	\$ 60,861

State Employees' Retirement System

Program: State Employees' Retirement

Goal: To provide retirement benefits to employees of the Commonwealth of Pennsylvania.

The [State Employees' Retirement System \(SERS\)](#) was established in 1923 to administer the Commonwealth's [defined benefit pension plan](#). The State Employees' Retirement Fund is funded by employer and employee contributions and investment earnings, all of which are used solely for payment of pension benefits and administration of the defined benefit plan. SERS undergoes an annual independent [actuarial valuation](#) to calculate the value of system actuarial assets and liabilities, based on the expected employer payroll, and the [employer contribution rates](#).

Most members, depending on when they entered SERS membership, contribute 6.25 percent of pay toward their pension. Their membership class also determines their vesting period and benefit formula, which is based on years of credited service, final average salary, and the annual accrual rate. Normal retirement for most employees is age 60 or at any age with 35 years of service.

[Act 5 of 2017](#) changed the benefit structure for new employees beginning January 1, 2019. New employees can choose one of three new retirement plan options: two [hybrid plans](#) containing defined benefit and defined contribution components or a stand-alone [defined contribution plan](#) (similar to a 401(k) plan). The pension component of each hybrid plan features different benefit accrual rates and different employee and employer contribution rates. The defined contribution plan has three-year vesting for employer contributions and immediate vesting for employee contributions.

SERS is also responsible for the administration of the Commonwealth's [Deferred Compensation Program](#) that allows Commonwealth employees to voluntarily defer a portion of their salaries to a retirement savings account.

Program Recommendations:

This budget recommends the following changes: (Dollar Amounts in Thousands)

STATE EMPLOYEES' RETIREMENT FUND:		SERS - DEFINED CONTRIBUTION FUND:	
Administration		Administration	
\$ 3,835	—to continue current program.	\$ 634	—to continue current program.
Investment Related Expenses			
\$ 64	—to continue current program.		

Appropriations within this Program:

	(Dollar Amounts in Thousands)						
	2022-23 Actual	2023-24 Available	2024-25 Budget	2025-26 Estimated	2026-27 Estimated	2027-28 Estimated	2028-29 Estimated
STATE EMPLOYEES' RETIREMENT FUND:							
Administration	\$ 34,048	\$ 35,960	\$ 39,795	\$ 40,869	\$ 41,891	\$ 41,891	\$ 41,891
Investment Related Expenses.....	8,655	11,978	12,042	12,367	12,676	12,676	12,676
TOTAL STATE EMPLOYEES' RETIREMENT FUND	<u>\$ 42,703</u>	<u>\$ 47,938</u>	<u>\$ 51,837</u>	<u>\$ 53,236</u>	<u>\$ 54,567</u>	<u>\$ 54,567</u>	<u>\$ 54,567</u>
SERS - DEFINED CONTRIBUTION FUND:							
(R)Administration	<u>\$ 4,431</u>	<u>\$ 5,345</u>	<u>\$ 5,979</u>	<u>\$ 6,140</u>	<u>\$ 6,294</u>	<u>\$ 6,294</u>	<u>\$ 6,294</u>

State Employees' Retirement System

Program: State Employees' Retirement, continued

Program Measures:

	2018-19	2019-20	2020-21	2021-22	2022-23	2023-24	2024-25
	Actual	Actual	Actual	Actual	Actual	Estimated	Estimated
Provide adequate retirement counseling sessions to members as requested.							
Number of retirement counseling sessions.....	5,557	4,656	5,081	4,625	4,877	5,000	5,000
Percentage of members counseled	100%	100%	100%	100%	100%	100%	100%
Maintain a record of the total number of active members.							
Total number of active members	103,007	102,850	100,962	97,857	96,395	98,000	100,000
Percent of active members participating in Lunch and Learn programs.....	N/A	N/A	3%	5%	7%	6%	6%
Maintain a record of the total number of retired employees.							
Total number of retired employees and beneficiaries.....	129,470	131,570	133,847	135,004	142,512	145,000	147,000
Maintain a record of total benefit payments.							
Total benefit payments (in billions).....	\$ 3.45	\$ 3.57	\$ 3.59	\$ 3.85	\$ 3.86	\$ 3.90	\$ 3.97



STATE POLICE

The mission of the [Pennsylvania State Police \(PSP\)](#) is to seek justice, preserve peace, and improve the quality of life for all.

PSP promotes traffic safety, investigates crime, reduces criminal activity, and provides investigative assistance and support services to all law enforcement agencies within the Commonwealth. In addition, the State Police maintains and provides to criminal justice agencies up-to-date law enforcement information, evaluates the competence level of law enforcement within the Commonwealth, and provides prompt, competent service in emergency situations. PSP ensures personal protection and security for the Governor and other persons designated by proper authority and enforces all other state statutes as directed by proper authority.

Programs and Goals

Public Protection and Law Enforcement: *To enforce the law and preserve the peace through detection of crime and apprehension of criminals, patrol of highways, and enforcement of the Vehicle and Liquor Codes.*

Summary by Fund and Appropriation

(Dollar Amounts in Thousands)

2022-23 2023-24 2024-25
ACTUAL AVAILABLE BUDGET

GENERAL FUND:

General Government:

General Government Operations	\$ 720,208	\$ 958,449	\$ 1,099,857 ^a
(F)Area Computer Crime.....	11,415	12,700	19,000
(F)Homeland Security Grants (EA).....	5,000	4,470	3,250
(F)Law Enforcement Preparedness (EA).....	7,450	7,500	8,900
(F)Law Enforcement Projects (EA).....	10,515	4,300	4,300
(F)PA State Opioid Response (EA).....	2,063	2,279	1,250
(F)IIJA-Cybersecurity (EA).....	-	1,056	-
(A)Turnpike Police Coverage	65,886	64,418	64,500
(A)Delaware River Toll Bridge Police Coverage	3,302	3,000	3,000
(A)Construction Zone Patrolling	3,551	5,000	4,200
(A)Criminal History Record Checks	34,417	34,000	33,000
(A)Fingerprint Record Checks.....	1,735	1,950	1,875
(A)Reimbursement for Services	3,847	3,592	3,000
(A)Superload Reimbursements.....	888	700	750
(A)Miscellaneous	2,029	2,107	1,895
(R)Federal Property Forfeiture	777	2,925	2,925
(R)State Drug Act Forfeiture.....	2,667	3,000	3,000
(R)State Drug Act Forfeiture-Municipalities	-	55	55
(R)State Criminal Enforcement Forfeiture	-	65	65
(R)Crime Lab User Fees.....	3,622	1,100	1,100
(R)Auto Theft and Insurance Fraud Investigation	2,916	2,650	2,650
(R)Adult Use Cannabis-Enforcement	-	-	2,000
(R)Vehicle Code Fines.....	-	1,100	900
Subtotal	<u>\$ 882,288</u>	<u>\$ 1,116,416</u>	<u>\$ 1,261,472</u>
(F)Office of Homeland Security (EA).....	2,311	2,412	2,602
Statewide Public Safety Radio System	7,043	8,126	28,635 ^a
(F)Broadband Network Planning	4,050	4,050	4,050
(A)Miscellaneous	352	-	-
(R)Radio Systems Development Project	-	2,000	2,000
(R)Tower Management	305	800	800
(R)Broadband Middle Mile	-	5	5
Subtotal	<u>\$ 11,750</u>	<u>\$ 14,981</u>	<u>\$ 35,490</u>
Law Enforcement Information Technology	6,899	6,899	27,596 ^a
Municipal Police Training	1,708	1,708	3,555 ^a
(A)Pre-Employment Testing.....	30	50	50
(A)Retired Law Enforcement Identification	152	29	5
Subtotal	<u>\$ 1,890</u>	<u>\$ 1,787</u>	<u>\$ 3,610</u>

Summary by Fund and Appropriation

(Dollar Amounts in Thousands)

	2022-23 ACTUAL	2023-24 AVAILABLE	2024-25 BUDGET
Automated Fingerprint Identification System	885	885	885
Gun Checks	5,970	5,970	7,582
(R)Firearm Records Check	166	4,000	5,500
(R)Firearms License Validation System	-	500	500
Subtotal	<u>\$ 6,136</u>	<u>\$ 10,470</u>	<u>\$ 13,582</u>
Patrol Vehicles	-	-	20,000 ^a
(R)Vehicle Sales and Purchases	-	-	1,500
Subtotal	<u>\$ -</u>	<u>\$ -</u>	<u>\$ 21,500</u>
Commercial Vehicle Inspections	-	-	15,008 ^a
(F)Motor Carrier Safety	-	-	8,378
(F)IIJA-Motor Carrier Safety	-	-	8,500
(A)Sale of Vehicles	-	-	35
(A)Waste Transportation Safety Enforcement	-	-	750
Subtotal	<u>\$ -</u>	<u>\$ -</u>	<u>\$ 32,671</u>
Grants and Subsidies:			
Municipal Police Training Grants	-	-	5,000 ^a
STATE FUNDS	\$ 742,713	\$ 982,037	\$ 1,208,118
FEDERAL FUNDS	42,804	38,767	60,230
AUGMENTATIONS	116,189	114,846	113,060
RESTRICTED	10,453	18,200	23,000
GENERAL FUND TOTAL	<u>\$ 912,159</u>	<u>\$ 1,153,850</u>	<u>\$ 1,404,408</u>
<u>MOTOR LICENSE FUND:</u>			
General Government:			
General Government Operations	424,285	286,546	250,000
Statewide Public Safety Radio System	21,130	20,329	- ^a
Law Enforcement Information Technology	20,697	20,697	- ^a
Municipal Police Training	1,708	1,708	- ^a
Patrol Vehicles	13,000	26,000	- ^a
(R)Vehicle Sales and Purchases	1,128	1,500	- ^a
Subtotal	<u>\$ 481,948</u>	<u>\$ 356,780</u>	<u>\$ 250,000</u>
Commercial Vehicle Inspections	14,180	14,720	- ^a
(F)Motor Carrier Safety	8,243	8,323	- ^a
(F)IIJA-Motor Carrier Safety	8,100	8,500	- ^a
(A)Sale of Vehicles	5	35	- ^a
(A)Waste Transportation Safety Enforcement	750	750	- ^a
Subtotal	<u>\$ 31,278</u>	<u>\$ 32,328</u>	<u>\$ -</u>

Summary by Fund and Appropriation

(Dollar Amounts in Thousands)

	2022-23 ACTUAL	2023-24 AVAILABLE	2024-25 BUDGET
Subtotal - State Funds.....	\$ 495,000	\$ 370,000	\$ 250,000
Subtotal - Federal Funds.....	16,343	16,823	-
Subtotal - Augmentations.....	755	785	-
Subtotal - Restricted.....	1,128	1,500	-
Total - General Government.....	<u>\$ 513,226</u>	<u>\$ 389,108</u>	<u>\$ 250,000</u>
Grants and Subsidies:			
Municipal Police Training Grants.....	\$ 5,000	\$ 5,000	\$ - ^a
STATE FUNDS.....	\$ 500,000	\$ 375,000	\$ 250,000
FEDERAL FUNDS.....	16,343	16,823	-
AUGMENTATIONS.....	755	785	-
RESTRICTED.....	1,128	1,500	-
MOTOR LICENSE FUND TOTAL.....	<u>\$ 518,226</u>	<u>\$ 394,108</u>	<u>\$ 250,000</u>
OTHER FUNDS:			
DNA DETECTION FUND:			
DNA Detection of Offenders (EA).....	\$ 5,152	\$ 5,242	\$ 5,313
STATE GAMING FUND:			
(R)Gaming Enforcement.....	\$ 35,665	\$ 37,302	\$ 38,018
STATE STORES FUND:			
Liquor Control Enforcement.....	\$ 35,398	\$ 37,177	\$ 38,915
(A)Enforcement Reimbursement.....	-	25	25
(A)Sale of Vehicles.....	36	50	50
STATE STORES FUND TOTAL.....	<u>\$ 35,434</u>	<u>\$ 37,252</u>	<u>\$ 38,990</u>
DEPARTMENT TOTAL - ALL FUNDS			
GENERAL FUND.....	\$ 742,713	\$ 982,037	\$ 1,208,118
MOTOR LICENSE FUND.....	500,000	375,000	250,000
LOTTERY FUND.....	-	-	-
FEDERAL FUNDS.....	59,147	55,590	60,230
AUGMENTATIONS.....	116,944	115,631	113,060
RESTRICTED.....	11,581	19,700	23,000
OTHER FUNDS.....	76,251	79,796	82,321
TOTAL ALL FUNDS.....	<u>\$ 1,506,636</u>	<u>\$ 1,627,754</u>	<u>\$ 1,736,729</u>

^a Reflects recommended funding shift from the Motor License Fund to the General Fund.

Program Funding Summary

(Dollar Amounts in Thousands)

	2022-23 Actual	2023-24 Available	2024-25 Budget	2025-26 Estimated	2026-27 Estimated	2027-28 Estimated	2028-29 Estimated
PUBLIC PROTECTION AND LAW ENFORCEMENT:							
GENERAL FUND.....	\$ 742,713	\$ 982,037	\$ 1,208,118	\$ 1,346,395	\$ 1,506,842	\$ 1,515,842	\$ 1,515,842
MOTOR LICENSE FUND...	500,000	375,000	250,000	125,000	-	-	-
LOTTERY FUND	-	-	-	-	-	-	-
FEDERAL FUNDS	59,147	55,590	60,230	60,230	60,230	60,230	60,230
AUGMENTATIONS.....	116,944	115,631	113,060	113,060	113,060	113,060	113,060
RESTRICTED.....	11,581	19,700	23,000	25,000	25,100	25,100	25,100
OTHER FUNDS	76,251	79,796	82,321	83,085	84,660	84,560	84,460
DEPARTMENT TOTAL.....	<u>\$ 1,506,636</u>	<u>\$ 1,627,754</u>	<u>\$ 1,736,729</u>	<u>\$ 1,752,770</u>	<u>\$ 1,789,892</u>	<u>\$ 1,798,792</u>	<u>\$ 1,798,692</u>

Program: Public Protection and Law Enforcement

Goal: To enforce the law and preserve the peace through detection of crime and apprehension of criminals, patrol of highways, and enforcement of the Vehicle and Liquor Codes.

Traffic Supervision

Enforcing the Commonwealth's traffic laws is a major responsibility of the [Pennsylvania State Police \(PSP\)](#). PSP has jurisdiction in all political subdivisions within the Commonwealth and routinely [aids](#) municipal, state, and federal law enforcement agencies. The State Police patrols a significant portion of the Commonwealth's roadways while providing various levels of police services and traffic enforcement to municipalities. PSP is also responsible for providing primary police services and traffic enforcement on the Pennsylvania Turnpike and the interstate highway system.

The State Police seeks to reduce commercial motor vehicle crashes, fatalities, and injuries through consistent, uniform, and effective [commercial motor vehicle safety programs](#).

Criminal Law Enforcement and Crime Prevention

Most PSP efforts in criminal law enforcement are performed at the station level and consist of investigations of violent crimes and property crimes. At the statewide level, the State Police conducts investigations into organized crime, terrorism, white-collar crime, public corruption, arson, computer crime, technology crime, special drug and narcotics, and criminal personality profiling. PSP troopers, along with local, state, and federal agencies, target major drug-trafficking organizations utilizing a comprehensive strategy that involves intelligence gathering, financial background information, criminal investigation, and asset forfeiture proceedings.

The State Police administers and manages the [Pennsylvania AMBER Alert System](#), a child abduction alert notification system. AMBER Alert utilizes the Emergency Alert System and the Commonwealth's "[Alert-PA](#)" website to inform the public of an abduction of a child under the age of 18 whom the police believe to be in danger of serious bodily harm or death.

To reduce the incidence of crime, PSP utilizes resident involvement and educational crime prevention techniques. Initiatives such as Neighborhood Crime Watch, block parents, [Crime Stoppers](#), and business tip programs encourage the reporting of suspicious activity.

The State Police ensures the timely exchange of relevant information pertaining to sexually violent predators and other sexual offenders between public agencies and officials, and releases information regarding offenders to the public as required by [Megan's Law](#).

PSP is responsible for managing the [Pennsylvania Instant Check System \(PICS\)](#). PICS provides instant access to background records on an individual to determine if the person is eligible to acquire a firearm or a license to carry a firearm.

Emergency Assistance

The State Police has primary police jurisdiction in the majority of the Commonwealth's land area. PSP is normally called upon whenever a medium to large-scale emergency occurs within the Commonwealth. The State Police Watch Center provides situational awareness of emergencies to all levels of the State Police by establishing a standard alert condition procedure. [The Pennsylvania Statewide Radio Network \(PA-STARNet\)](#) is the two-way public safety radio system used by PSP and various other Commonwealth agencies. [The Governor's Office of Homeland Security](#) works with federal agencies, regional task forces, local governments, and the private sector to prevent, protect, and mitigate against acts of terrorism. The office develops and reviews a strategic plan, identifying and reducing the vulnerabilities of critical infrastructure and key resources through a unified outreach campaign and collaborating with the Western Pennsylvania All-Hazards Fusion Center, the Pennsylvania Criminal Intelligence Center, and other recognized regional fusion centers.

Liquor Control and Gaming Enforcement

The State Police directs and controls coordinated [enforcement of the Pennsylvania Liquor Code](#) and related sections of the Crimes Code. Operations include conducting covert and overt investigations, assisting municipal police agencies, conducting routine license investigations, and performing establishment audits and border patrols. PSP is also responsible for investigating and prosecuting criminal infractions, conducting various background checks, and providing overall law enforcement services for Pennsylvania's gaming facilities.

Program: Public Protection and Law Enforcement, continued

Program Recommendations:

This budget recommends the following changes: (Dollar Amounts in Thousands)

GENERAL FUND AND MOTOR LICENSE FUND COMBINED:

General Government Operations		Municipal Police Training	
\$ 63,383	—to continue current program.	\$ 139	—to continue current program.
15,979	—Initiative—for cadet class schedule, including 4 new classes beginning in 2024-25, to train 432 new trooper cadets.		
15,000	—Initiative—to maintain appropriate replacement cycle and improve capabilities of helicopter fleet.	\$ 1,612	Gun Checks —to supplement gun check fees to cover Pennsylvania Instant Check System (PICS) costs.
9,000	—Initiative—for fixed-wing aircraft replacement.		
1,500	—Initiative—increased capacity for the PA Criminal Intelligence Center and federal firearms license compliance.	\$ (13,000)	Patrol Vehicles —to continue current program. —Initiative—to improve the patrol vehicle replacement cycle and replace additional high-mileage vehicles.
\$ 104,862	<i>Appropriation Increase</i>	\$ (6,000)	<i>Appropriation Decrease</i>
Statewide Public Safety Radio System		Commercial Vehicle Inspections	
\$ 180	—to continue current program.	\$ 288	—to continue current program.

This budget proposes to decrease overall Pennsylvania State Police budget reliance on the Motor License Fund to \$250,000,000 in 2024-25 to assure state match requirements for federal transportation infrastructure funding. Additionally, this budget proposes to further reduce the reliance on the Motor License Fund by \$125,000,000 annually until the support is eliminated in 2026-27.

This budget proposes to transfer Motor License Fund appropriations for the Statewide Public Safety Radio System, Law Enforcement Information Technology, Municipal Police Training, Patrol Vehicles, Commercial Vehicle Inspections, and Municipal Police Training Grants to the General Fund as part of the decreased budget reliance on the Motor License Fund for the Pennsylvania State Police.

Appropriations within this Program:

(Dollar Amounts in Thousands)

	2022-23	2023-24	2024-25	2025-26	2026-27	2027-28	2028-29
	Actual	Available	Budget	Estimated	Estimated	Estimated	Estimated
GENERAL FUND:							
General Government Operations	\$ 720,208	\$ 958,449	\$ 1,099,857	\$ 1,236,655	\$ 1,395,696	\$ 1,404,696	\$ 1,404,696
Statewide Public Safety Radio System.....	7,043	8,126	28,635	29,408	30,143	30,143	30,143
Law Enforcement Information Technology.	6,899	6,899	27,596	27,596	27,596	27,596	27,596
Municipal Police Training.....	1,708	1,708	3,555	3,651	3,742	3,742	3,742
Automated Fingerprint Identification System	885	885	885	885	885	885	885

Program: Public Protection and Law Enforcement, continued

Appropriations within this Program, continued:

(Dollar Amounts in Thousands)

	2022-23	2023-24	2024-25	2025-26	2026-27	2027-28	2028-29
	Actual	Available	Budget	Estimated	Estimated	Estimated	Estimated
Gun Checks	5,970	5,970	7,582	7,787	7,982	7,982	7,982
Patrol Vehicles	-	-	20,000	20,000	20,000	20,000	20,000
Commercial Vehicle Inspections	-	-	15,008	15,413	15,798	15,798	15,798
Municipal Police Training Grants	-	-	5,000	5,000	5,000	5,000	5,000
TOTAL GENERAL FUND.....	\$ 742,713	\$ 982,037	\$ 1,208,118	\$ 1,346,395	\$ 1,506,842	\$ 1,515,842	\$ 1,515,842
MOTOR LICENSE FUND:							
General Government Operations	424,285	286,546	250,000	125,000	-	-	-
Statewide Public Safety Radio System.....	21,130	20,329	-	-	-	-	-
Law Enforcement Information Technology.....	20,697	20,697	-	-	-	-	-
Municipal Police Training.....	1,708	1,708	-	-	-	-	-
Patrol Vehicles	13,000	26,000	-	-	-	-	-
Commercial Vehicle Inspections.....	14,180	14,720	-	-	-	-	-
Municipal Police Training Grants	5,000	5,000	-	-	-	-	-
TOTAL MOTOR LICENSE FUND.....	\$ 500,000	\$ 375,000	\$ 250,000	\$ 125,000	\$ -	\$ -	\$ -

Program Measures:

	2018-19	2019-20	2020-21	2021-22	2022-23	2023-24	2024-25
	Actual	Actual	Actual	Actual	Actual	Estimated	Estimated
Reduce motor vehicle crashes.							
Motor vehicle crashes	82,617	70,457	71,221	75,404	72,203	71,000	69,800
Reduce fatal motor vehicle crashes.							
Fatal motor vehicle crashes	533	452	544	551	510	500	490
Reduce DUI-related crashes.							
DUI-related crashes	4,848	4,658	4,742	4,641	4,307	4,235	4,163
Reduce violent crime.							
Violent crimes per 100,000 population	129	129	114	100	88	86	85
Arrests for violent crimes per 100,000 population	89	91	67	52	48	48	49
Percentage of violent crimes cleared (i.e., cases solved and prosecuted or disposed of through other legal means)	71%	72%	69%	70%	75%	78%	80%

Program: Public Protection and Law Enforcement, continued

Program Measures:

	2018-19	2019-20	2020-21	2021-22	2022-23	2023-24	2024-25
	Actual	Actual	Actual	Actual	Actual	Estimated	Estimated
Reduce property crime.							
Property crimes per 100,000 population	709	648	548	587	583	570	560
Arrests for property crimes per 100,000 population	222	213	151	178	202	210	210
Percentage of property crimes cleared (i.e., cases solved and prosecuted or disposed of through other legal means)	35%	36%	31%	34%	38%	39%	40%
Achieve and maintain a clearance rate at or above the state and national averages for Crime Index offenses.							
Crime Index offenses per 100,000 population	838	776	662	686	671	660	650
Arrests for Crime Index offenses per 100,000 population	311	304	218	230	250	250	260
Percentage of Crime Index offenses cleared (i.e., cases solved and prosecuted or disposed of through other legal means)	41%	42%	38%	39%	43%	44%	46%
Increase drug enforcement efforts.							
Drug offenses per 100,000 population.....	427	430	481	342	305	300	300
Drug-related arrests per 100,000 population ..	381	395	432	298	261	270	270
Increase compliance with liquor laws at licensed establishments.							
Liquor law violations.....	14,438	11,248	14,085	9,905	10,084	9,900	9,700
Ensure intelligence information obtained concerning criminal activity and possible terrorism is shared with law enforcement agencies throughout the Commonwealth.							
Municipal law enforcement agencies receiving information from the Pennsylvania Criminal Intelligence Center	1,206	1,156	1,207	1,268	1,288	1,310	1,330
Intelligence products disseminated by the Pennsylvania Criminal Intelligence Center and the Western Pennsylvania All-Hazards Fusion Center	57,102	56,743	68,084	61,761	62,688	63,700	64,800
Ensure the rapid collection and appropriate dissemination of accurate information on emergency situations throughout the Commonwealth.							
State Police Watch Center immediate reports	2,637	3,422	2,637	2,703	2,781	2,830	2,870
Municipal public safety agencies receiving road closure reports from the State Police Watch Center.....	1,270	1,270	1,270	1,286	1,282	1,282	1,282
Increase the effectiveness of the Pennsylvania Statewide Radio Network (PA-STARNet).							
Percentage of statewide land area covered by PA-STARNet	97.3%	97.3%	97.9%	97.9%	97.9%	98.3%	98.6%
Percentage of statewide road coverage by PA-STARNet.....	98.1%	98.3%	98.4%	98.4%	98.4%	98.4%	98.4%

Program: Public Protection and Law Enforcement, continued

Program Measures:

	2018-19	2019-20	2020-21	2021-22	2022-23	2023-24	2024-25
	Actual	Actual	Actual	Actual	Actual	Estimated	Estimated
Increase cadet applications, applicant retention rates, and applicants from traditionally underrepresented groups.							
Cadet applications	7,890	7,131	5,928	3,645	2,889	2,940	2,990
Cadet applications from traditionally underrepresented groups	3,038	2,858	2,714	1,632	1,347	1,370	1,390
Individuals from traditionally underrepresented groups graduating from the State Police Academy	66	57	12	55	42	43	43
Individuals graduating from the State Police Academy	393	398	51	261	221	230	384
Average length of time in months from application date until State Police Academy start date	33	21	25	22	19	19	19



TRANSPORTATION

The mission of the [Department of Transportation \(PennDOT\)](#) is to enhance, connect, and add value to our communities by providing a sustainable, equitable transportation system and quality services for all.

Programs and Goals

Transportation Support Services: To provide an effective administrative system supporting both non-highway and highway transportation programs.

Highways and Bridges: To provide a safe and efficient state-administered highway network through road and bridge improvements, as well as through ongoing maintenance activities including winter traffic services.

Local Highway and Bridge Assistance: To assist local governments in the maintenance and construction of their portion of the total highway and bridge system.

Multimodal Transportation: To support public transportation, intercity bus, intercity rail, rail freight, ports, aviation, and bicycle and pedestrian facilities options that improve the mobility and the quality of life for urban and rural Pennsylvanians and enhance economic activity throughout the Commonwealth.

Driver and Vehicle Services: To minimize traffic accidents attributable to driver error and mechanically defective vehicles and to promote highway safety programs.

Summary by Fund and Appropriation

(Dollar Amounts in Thousands)

	2022-23 ACTUAL	2023-24 AVAILABLE	2024-25 BUDGET
<u>GENERAL FUND:</u>			
<i>General Government:</i>			
Vehicle Sales Tax Collections	\$ 552	\$ 496	\$ 443
Voter Registration	577	639	759
Infrastructure Projects	1,900	-	-
Transfer to Aviation Restricted Account	-	1,600	1,600
(R)Child Passenger Restraint Fund.....	141	300	300
(R)School Bus Safety Grant Program	-	25	25
Subtotal - State Funds.....	\$ 3,029	\$ 2,735	\$ 2,802
Subtotal - Restricted.....	141	325	325
Total - General Government.....	\$ 3,170	\$ 3,060	\$ 3,127
<i>Grants and Subsidies:</i>			
(F)Surface Transportation Assistance	\$ 975	\$ 975	\$ 975
(F)FTA-Capital Improvement Grants	39,000	39,000	39,000
(F)TEA 21-Access to Jobs	2,000	2,000	2,000
(F)Surface Transportation-Operating	19,500	19,500	19,500
(F)Surface Transportation Assistance Capital	52,000	52,000	52,000
(F)FTA-Safety Oversight.....	3,000	3,000	3,000
(F)FTA-Keystone Corridor Equipment and Purchases.....	70,000	70,000	70,000
(F)FTA-Hybrid Mass Transit Vehicles.....	30,000	30,000	30,000
(F)FRA-State of Good Repair.....	30,000	30,000	30,000
(F)COVID-FTA-Non-Urbanized Formula (EA)	-	3,620	-
(F)COVID-FTA-Transit (EA).....	-	2,805	-
(R)Reimbursements to Municipalities-Vehicle Code Fines	5,434	7,000	7,000
Subtotal - Federal Funds.....	246,475	252,900	246,475
Subtotal - Restricted.....	5,434	7,000	7,000
Total - Grants and Subsidies.....	\$ 251,909	\$ 259,900	\$ 253,475
STATE FUNDS	\$ 3,029	\$ 2,735	\$ 2,802
FEDERAL FUNDS	246,475	252,900	246,475
RESTRICTED	5,575	7,325	7,325
GENERAL FUND TOTAL.....	\$ 255,079	\$ 262,960	\$ 256,602
 <u>MOTOR LICENSE FUND:</u>			
<i>General Government:</i>			
General Government Operations	\$ 73,193	\$ 82,399	\$ 85,476
(A)Reimbursements	892	1,414	1,414
(A)Duplicating Services.....	269	300	300
(A)Administrative Hearings	-	40	40

Summary by Fund and Appropriation

(Dollar Amounts in Thousands)

	2022-23 ACTUAL	2023-24 AVAILABLE	2024-25 BUDGET
Welcome Centers	4,323	4,640	4,807
Subtotal	\$ 78,677	\$ 88,793	\$ 92,037
Highway and Safety Improvements	500,000	650,000	585,000
(F)Highway Research, Planning, and Construction	1,555,271 ^a	2,067,384 ^a	2,067,384 ^a
(F)National Electric Vehicle Infrastructure	265	10,000	10,000
(A)Highway Construction Contributions and Reimbursements	10,234	12,213	12,213
(A)Joint Use Leases.....	409	415	415
(A)Reimbursements	378	206	206
(A)Proceeds from Sale of Right-of-Way	2,432	85	85
(A)Licensing Fees-Engineering Software	116	81	81
Highway Capital Projects (EA)	240,000	240,000	300,000
(R)Highway Capital Projects-Excise Tax (EA)	375,293	384,606	369,144
(R)Bridges-Excise Tax (EA).....	121,970	124,997	119,972
(R)Highway Bridge Projects (EA).....	140,000	145,000	145,000
(F)Federal Aid-Highway Bridge Projects	309,206	300,000	300,000
(F)Federal Disaster Reimbursement-FHWA.....	6,545	-	-
(A)Bridge Construction Contributions	(622)	3,003	3,003
(A)Reimbursements from Local Governments.....	169	-	-
Subtotal	\$ 3,261,666	\$ 3,937,990	\$ 3,912,503
Highway Maintenance	960,000	1,033,412	1,143,311
(F)Highway Research, Planning, and Construction	54,820	149,845	149,845
(F)Disaster Recovery-FHWA.....	1,645	12,500	12,500
(F)Disaster Recovery-FEMA	552	12,500	12,500
(F)COVID-Reimbursement-FEMA.....	347	-	-
(F)Highway Safety-Maintenance (EA)	28,540	28,540	28,540
(A)Highway Maintenance Contributions	8,402	23,191	23,191
(A)Accident Damage Claims	11,972	8,000	8,000
(A)Sale of Equipment and Supplies.....	3,040	5,000	5,000
(A)Marcellus Shale Road Damage	452	700	700
(A)Heavy Hauling-Bonded Roads	420	500	500
(A)Miscellaneous	187	100	100
(R)Highway Maintenance-Excise Tax (EA)	178,265	182,687	175,343
(R)Highway Maintenance Enhancement (EA)	263,287	269,432	258,545
(R)Expanded Highway and Bridge Maintenance (EA)	324,383	365,508	308,064
(A)Expanded Maintenance Contributions.....	1,258	10,000	10,000
(R)Automated Work Zone Speed Enforcement (EA)	- ^b	- ^b	- ^b
Highway Systems Technology and Innovation	16,000	16,000	20,000
(F)Intelligent Transportation System	3,005	2,080	2,080

Summary by Fund and Appropriation

(Dollar Amounts in Thousands)

	2022-23 ACTUAL	2023-24 AVAILABLE	2024-25 BUDGET
Reinvestment in Facilities	16,500	16,500	16,500
(A)Proceeds from Bond Sales	-	30	-
(R)Delegated Facility Projects	329	-	-
Subtotal	<u>\$ 1,873,404</u>	<u>\$ 2,136,525</u>	<u>\$ 2,174,719</u>
Driver and Vehicle Services	242,258	236,055	231,055
Homeland Security-REAL ID	30,135	31,308	32,535
(F)Motor Carrier Safety Improvement (EA).....	4,000	4,000	4,000
(A)Photo ID Program	40,859	42,500	51,500
(A)Reimbursements	1,323	1,112	1,098
(A)Postage.....	804	564	717
(A)Miscellaneous	258	276	328
(R)Reimbursements to Other States-Apportioned Registration	11,667	15,000	15,000
(R)Motorcycle Safety Education	5,603	5,000	5,000
(R)CDL-Hazardous Material Fees	424	500	500
Subtotal	<u>\$ 337,331</u>	<u>\$ 336,315</u>	<u>\$ 341,733</u>
(R)Aviation Operations	3,614	4,433	4,577
(F)Aviation Planning (EA).....	900	900	900
(A)Reimbursement-Flight Operations	489	460	460
(A)Airport Inspections and Licensing	27	40	40
Subtotal	<u>\$ 5,030</u>	<u>\$ 5,833</u>	<u>\$ 5,977</u>
Subtotal - State Funds	<u>\$ 2,082,409</u>	<u>\$ 2,310,314</u>	<u>\$ 2,418,684</u>
Subtotal - Federal Funds	1,965,096	2,587,749	2,587,749
Subtotal - Augmentations	83,768	110,230	119,391
Subtotal - Restricted	<u>1,424,835</u>	<u>1,497,163</u>	<u>1,401,145</u>
Total - General Government.....	<u>\$ 5,556,108</u>	<u>\$ 6,505,456</u>	<u>\$ 6,526,969</u>
Grants and Subsidies:			
Local Road Maintenance and Construction	\$ 255,000	\$ 246,195	\$ 243,911
Supplemental Local Road Maintenance and Construction	5,000	5,000	5,000
Municipal Roads and Bridges	30,000	30,000	30,000
Maintenance and Construction of County Bridges	5,000	5,000	5,000
Municipal Traffic Signals	45,000	40,000	40,000
Payment to Turnpike Commission (EA)	28,000	28,000	28,000
(R)Toll Roads-Excise Tax (EA)	136,959	135,549	129,917
(R)Local Road Payments-Excise Tax (EA).....	115,603	112,449	110,744
(R)Payments to Municipalities (EA).....	81,096	78,776	77,563
(R)Local Grants for Bridge Projects (EA).....	25,000	25,000	25,000

Summary by Fund and Appropriation

(Dollar Amounts in Thousands)

	2022-23 ACTUAL	2023-24 AVAILABLE	2024-25 BUDGET
(F)Federal Aid-Local Grants for Bridge Projects.....	30,508	12,500	12,500
(A)Bridge Reimbursements from Local Governments	1,382	400	100
(R)Local Bridge Projects (EA)	26,950	26,700	25,250
(R)County Bridges-Excise Tax (EA).....	26,574	16,103	19,228
(F)Federal Aid-County Bridges.....	56	10	-
(R)Federal Reimbursements-Local Bridge Projects.....	60,350	75,000	75,000
(R)County Bridge Projects-Marcellus Shale (EA)	21,508	25,927	16,212
(R)Annual Maintenance Payments-Highway Transfer (EA)	19,372	19,376	19,376
(R)Restoration Projects-Highway Transfer (EA)	11,000	11,000	11,000
(R)Fee for Local Use.....	37,208	30,000	30,000
(R)Red Light Photo Enforcement	9,444	5,000	5,000
(R)Federal Reimbursements-Political Subdivisions	123,012	140,000	140,000
(R)Airport Development	5,000	5,500	6,000
(F)Airport Development (EA).....	40,000	40,000	50,000
(R)Real Estate Tax Rebate	250	250	250
Subtotal	<u>\$ 1,139,272</u>	<u>\$ 1,113,735</u>	<u>\$ 1,105,051</u>
Subtotal - State Funds.....	<u>\$ 368,000</u>	<u>\$ 354,195</u>	<u>\$ 351,911</u>
Subtotal - Federal Funds.....	70,564	52,510	62,500
Subtotal - Augmentations	1,382	400	100
Subtotal - Restricted.....	<u>699,326</u>	<u>706,630</u>	<u>690,540</u>
Total - Grants and Subsidies	<u>\$ 1,139,272</u>	<u>\$ 1,113,735</u>	<u>\$ 1,105,051</u>
Refunds:			
Refunding Collected Monies (EA)	<u>\$ 2,500</u>	<u>\$ 2,500</u>	<u>\$ 2,500</u>
Subtotal	<u>\$ 2,500</u>	<u>\$ 2,500</u>	<u>\$ 2,500</u>
STATE FUNDS	<u>\$ 2,452,909</u>	<u>\$ 2,667,009</u>	<u>\$ 2,773,095</u>
FEDERAL FUNDS	2,035,660	2,640,259	2,650,249
AUGMENTATIONS	85,150	110,630	119,491
RESTRICTED	<u>2,124,161</u>	<u>2,203,793</u>	<u>2,091,685</u>
MOTOR LICENSE FUND TOTAL.....	<u>\$ 6,697,880</u>	<u>\$ 7,621,691</u>	<u>\$ 7,634,520</u>
LOTTERY FUND:			
Grants and Subsidies:			
Older Pennsylvanians Shared Rides (EA)	<u>\$ 75,000</u>	<u>\$ 75,000</u>	<u>\$ 75,000</u>
Transfer to Public Transportation Trust Fund (EA).....	<u>95,907</u>	<u>95,907</u>	<u>95,907</u>
Total - Grants and Subsidies	<u>\$ 170,907</u>	<u>\$ 170,907</u>	<u>\$ 170,907</u>
LOTTERY FUND TOTAL.....	<u>\$ 170,907</u>	<u>\$ 170,907</u>	<u>\$ 170,907</u>

Summary by Fund and Appropriation

(Dollar Amounts in Thousands)

	2022-23 ACTUAL	2023-24 AVAILABLE	2024-25 BUDGET
OTHER FUNDS:			
HIGHWAY BEAUTIFICATION FUND:			
Control of Outdoor Advertising (EA)	\$ 350	\$ 360	\$ 360
LIQUID FUELS TAX FUND:			
Payments to Counties	\$ 25,958	\$ 28,179	\$ 26,138
Auditor General's Audit Costs (EA)	700	700	700
LIQUID FUELS TAX FUND TOTAL	\$ 26,658	\$ 28,879	\$ 26,838
MOTOR VEHICLE TRANSACTION RECOVERY FUND:			
Titling and Registration Fees	\$ 15	\$ 4	\$ 4
Titling and Registration-Sales Tax	34	16	16
MOTOR VEHICLE TRANSACTION RECOVERY FUND TOTAL	\$ 49	\$ 20	\$ 20
MULTIMODAL TRANSPORTATION FUND:			
Aviation Grants (EA)	\$ 6,720	\$ 7,686	\$ 7,686
Rail Freight Grants (EA)	11,197	12,806	12,806
Passenger Rail Grants (EA)	8,959	10,246	10,246
Ports and Waterways Grants (EA)	11,197	12,806	12,806
Bicycle and Pedestrian Facilities Grants (EA)	2,239	2,561	2,561
Statewide Programs Grants (EA)	40,000	40,000	40,000
Multimodal Administration and Oversight (EA)	5,317	10,870	10,870
(A)Reimbursements	16	20	-
Transfer to Commonwealth Financing Authority (EA)	81,321	85,999	70,810
MULTIMODAL TRANSPORTATION FUND TOTAL	\$ 166,966	\$ 182,994	\$ 167,785
PENNSYLVANIA INFRASTRUCTURE BANK FUND:			
Infrastructure Bank Loans (EA)	\$ 30,000	\$ 30,000	\$ 30,000
PUBLIC TRANSPORTATION ASSISTANCE FUND:			
Mass Transit (EA)	\$ 270,489	\$ 268,160	\$ 273,584
Transfer to Public Transportation Trust Fund (EA)	- ^c	- ^c	- ^c
PUBLIC TRANSPORTATION ASSISTANCE FUND TOTAL	\$ 270,489	\$ 268,160	\$ 273,584
GOV. CASEY ORGAN AND TISSUE DONATION AWARENESS TRUST FUND:			
Reimbursement to Transportation (EA)	\$ -	\$ 228	\$ -
PUBLIC TRANSPORTATION TRUST FUND:			
(R)Mass Transit Operating (EA)	\$ 1,014,093 ^d	1,044,093 ^d	1,314,093 ^d
(R)Asset Improvement (EA)	965,000	995,000	560,000
(F)Passenger Rail Capital (EA)	33,000	33,000	33,000
(R)Capital Improvement (EA)	35,000	40,000	25,000
(A)Capital Improvement-Reimbursements	1,893	1,000	1,000
(R)Programs of Statewide Significance (EA)	150,000	275,000	290,000
(A)Programs of Statewide Significance-CNG Capital	-	50	50
(R)Transit Administration and Oversight (EA)	4,854	5,000	5,250
PUBLIC TRANSPORTATION TRUST FUND TOTAL	\$ 2,203,840	\$ 2,393,143	\$ 2,228,393

Summary by Fund and Appropriation

(Dollar Amounts in Thousands)

	2022-23 ACTUAL	2023-24 AVAILABLE	2024-25 BUDGET
UNCONVENTIONAL GAS WELL FUND:			
Rail Freight Assistance (EA)	\$ 1,000	\$ 1,000	\$ 1,000
DEPARTMENT TOTAL - ALL FUNDS			
GENERAL FUND	\$ 3,029	\$ 2,735	\$ 2,802
MOTOR LICENSE FUND	2,452,909	2,667,009	2,773,095
LOTTERY FUND	170,907	170,907	170,907
FEDERAL FUNDS	2,282,135	2,893,159	2,896,724
AUGMENTATIONS	85,150	110,630	119,491
RESTRICTED	2,129,736	2,211,118	2,099,010
OTHER FUNDS	2,699,352	2,904,784	2,727,980
TOTAL ALL FUNDS	\$ 9,823,218	\$ 10,960,342	\$ 10,790,009

^a Includes funding above the traditional allotment as authorized under the Federal Infrastructure Investment and Jobs Act: 2022-23 Actual is \$748,039,000, 2023-24 Available is \$792,384,000, and 2024-25 Budget is \$837,617,000, including \$10,000,000 of IJA funds for the Commonwealth Workforce Transformation Program for the 2024-25 Budget.

^b Not added to avoid double counting: 2022-23 Actual is \$3,358,788, 2023-24 Available is \$4,000,000, and 2024-25 Budget is \$4,000,000.

^c Not added to the total to avoid double counting: 2022-23 Actual is \$25,481,000, 2023-24 Available is \$25,300,000, and 2024-25 Budget is \$25,722,000.

^d Lottery Fund transfer to Public Transportation Trust Fund not added to avoid double counting: Mass Transit Operating (EA) for 2022-23 Actual is \$1,110,000,000, 2023-24 Available is \$1,140,000,000, and 2024-25 Budget is \$1,410,000,000.

Program Funding Summary

(Dollar Amounts in Thousands)

	2022-23 Actual	2023-24 Available	2024-25 Budget	2025-26 Estimated	2026-27 Estimated	2027-28 Estimated	2028-29 Estimated
TRANSPORTATION SUPPORT SERVICES:							
GENERAL FUND.....	\$ 1,900	\$ -	\$ -	\$ -	\$ -	\$ -	\$ -
MOTOR LICENSE FUND....	75,693	84,899	87,976	90,284	92,479	92,479	92,479
LOTTERY FUND	-	-	-	-	-	-	-
FEDERAL FUNDS	-	-	-	-	-	-	-
AUGMENTATIONS.....	1,161	1,754	1,754	1,754	1,754	1,754	1,754
RESTRICTED.....	141	325	325	325	325	325	325
OTHER FUNDS	15	4	4	4	4	4	4
SUBCATEGORY TOTAL	\$ 78,910	\$ 86,982	\$ 90,059	\$ 92,367	\$ 94,562	\$ 94,562	\$ 94,562
HIGHWAYS AND BRIDGES:							
GENERAL FUND.....	\$ -	\$ -	\$ -	\$ -	\$ -	\$ -	\$ -
MOTOR LICENSE FUND....	1,764,823	1,988,552	2,097,618	2,084,124	2,113,235	2,137,635	2,145,585
LOTTERY FUND	-	-	-	-	-	-	-
FEDERAL FUNDS	1,960,196	2,582,849	2,582,849	2,668,082	2,714,219	1,831,465	1,780,465
AUGMENTATIONS.....	38,847	63,524	63,494	63,494	63,494	63,494	63,494
RESTRICTED.....	1,540,910	1,608,279	1,506,485	1,480,429	1,437,310	1,406,264	1,377,847
OTHER FUNDS	30,350	30,360	30,360	28,360	25,360	18,360	17,860
SUBCATEGORY TOTAL	\$ 5,335,126	\$ 6,273,564	\$ 6,280,806	\$ 6,324,489	\$ 6,353,618	\$ 5,457,218	\$ 5,385,251
LOCAL HIGHWAY AND BRIDGE ASSISTANCE:							
GENERAL FUND.....	\$ -	\$ -	\$ -	\$ -	\$ -	\$ -	\$ -
MOTOR LICENSE FUND....	340,000	326,195	323,911	314,329	309,726	302,883	297,326
LOTTERY FUND	-	-	-	-	-	-	-
FEDERAL FUNDS	30,564	12,510	12,500	12,500	12,500	12,500	12,500
AUGMENTATIONS.....	1,382	400	100	100	100	100	100
RESTRICTED.....	557,117	565,331	554,373	543,335	532,138	527,253	521,227
OTHER FUNDS	26,658	28,879	26,838	26,660	25,960	25,333	24,762
SUBCATEGORY TOTAL	\$ 955,721	\$ 933,315	\$ 917,722	\$ 896,924	\$ 880,424	\$ 868,069	\$ 855,915
MULTIMODAL TRANSPORTATION:							
GENERAL FUND.....	\$ -	\$ 1,600	\$ 1,600	\$ 1,600	\$ 1,600	\$ 1,600	\$ 1,600
MOTOR LICENSE FUND....	-	-	-	-	-	-	-
LOTTERY FUND	170,907	170,907	170,907	170,907	170,907	170,907	170,907
FEDERAL FUNDS	287,375	293,800	297,375	287,375	287,375	287,375	287,375
AUGMENTATIONS.....	516	500	500	500	500	500	500
RESTRICTED.....	14,298	17,183	17,827	17,951	18,069	18,069	18,069
OTHER FUNDS	2,642,295	2,845,525	2,670,762	2,682,884	2,722,392	2,767,131	2,802,905
SUBCATEGORY TOTAL	\$ 3,115,391	\$ 3,329,515	\$ 3,158,971	\$ 3,161,217	\$ 3,200,843	\$ 3,245,582	\$ 3,281,356

Program Funding Summary

(Dollar Amounts in Thousands)

	2022-23	2023-24	2024-25	2025-26	2026-27	2027-28	2028-29
	Actual	Available	Budget	Estimated	Estimated	Estimated	Estimated
DRIVER AND VEHICLE SERVICES:							
GENERAL FUND.....	\$ 1,129	\$ 1,135	\$ 1,202	\$ 1,202	\$ 1,202	\$ 1,202	\$ 1,202
MOTOR LICENSE FUND....	272,393	267,363	263,590	270,706	277,473	277,473	277,473
LOTTERY FUND	-	-	-	-	-	-	-
FEDERAL FUNDS	4,000	4,000	4,000	4,000	4,000	4,000	4,000
AUGMENTATIONS.....	43,244	44,452	53,643	53,643	53,643	53,643	53,643
RESTRICTED.....	17,270	20,000	20,000	20,000	20,000	20,000	20,000
OTHER FUNDS	34	16	16	16	16	16	16
SUBCATEGORY TOTAL	\$ 338,070	\$ 336,966	\$ 342,451	\$ 349,567	\$ 356,334	\$ 356,334	\$ 356,334
ALL PROGRAMS:							
GENERAL FUND.....	\$ 3,029	\$ 2,735	\$ 2,802	\$ 2,802	\$ 2,802	\$ 2,802	\$ 2,802
MOTOR LICENSE FUND....	2,452,909	2,667,009	2,773,095	2,759,443	2,792,913	2,810,470	2,812,863
LOTTERY FUND	170,907	170,907	170,907	170,907	170,907	170,907	170,907
FEDERAL FUNDS	2,282,135	2,893,159	2,896,724	2,971,957	3,018,094	2,135,340	2,084,340
AUGMENTATIONS.....	85,150	110,630	119,491	119,491	119,491	119,491	119,491
RESTRICTED.....	2,129,736	2,211,118	2,099,010	2,062,040	2,007,842	1,971,911	1,937,468
OTHER FUNDS	2,699,352	2,904,784	2,727,980	2,737,924	2,773,732	2,810,844	2,845,547
DEPARTMENT TOTAL	\$ 9,823,218	\$10,960,342	\$10,790,009	\$10,824,564	\$10,885,781	\$10,021,765	\$ 9,973,418

Program: Transportation Support Services

Goal: To provide an effective administrative system supporting both non-highway and highway transportation programs.

The [Department of Transportation \(PennDOT\)](#) develops general guidelines for highway-related activities while directing and coordinating construction, maintenance, and safety functions discussed under the [Highways and Bridges](#) program and the [Driver and Vehicle Services](#) program. Managerial responsibilities include providing support in legal, budgetary, accounting, personnel, procurement, information systems, and public relations matters. PennDOT handles grant allocations to local governments and coordinates highway transfer activities. In addition, the [State Transportation Commission](#) and the Transportation Advisory Committee are funded within this program. This program also provides for refunds of Motor License Fund overpayments associated with operator licenses, vehicle registrations, and safety inspection stickers.

The department also provides direct supervision and oversight of aviation, mass transportation, rail freight, ports and waterways, and bicycle and pedestrian facilities activities, which are shown under the [Multimodal Transportation](#) program.

Program Recommendations:

This budget recommends the following changes: (Dollar Amounts in Thousands)

MOTOR LICENSE FUND:

General Government Operations

\$ 3,077 —to continue current program.

Appropriations within this Program:

	(Dollar Amounts in Thousands)						
	2022-23	2023-24	2024-25	2025-26	2026-27	2027-28	2028-29
GENERAL FUND:	Actual	Available	Budget	Estimated	Estimated	Estimated	Estimated
Infrastructure Projects	\$ 1,900	\$ -	\$ -	\$ -	\$ -	\$ -	\$ -
 MOTOR LICENSE FUND:							
General Government Operations ..	\$ 73,193	\$ 82,399	\$ 85,476	\$ 87,784	\$ 89,979	\$ 89,979	\$ 89,979
Refunding Collected Monies (EA) .	2,500	2,500	2,500	2,500	2,500	2,500	2,500
TOTAL MOTOR LICENSE FUND .	\$ 75,693	\$ 84,899	\$ 87,976	\$ 90,284	\$ 92,479	\$ 92,479	\$ 92,479

Program: Highways and Bridges

Goal: To provide a safe and efficient state-administered highway network through road and bridge improvements, as well as through ongoing maintenance activities including winter traffic services.

Highway and Bridge Construction/Reconstruction

PennDOT's [Highway and Bridge Construction/Reconstruction activities](#) support the economic vitality of the Commonwealth and the mobility and quality of life of its residents.

PennDOT is actively involved in planning, facilitating, and making improvements to the transportation system, by liaisons for [Metropolitan and Rural Planning Organizations](#), the [State Transportation Commission](#), and the Transportation Advisory Committee, as well as transportation management associations, the public, and other stakeholders. The products of this collaboration, at a high level, are the [State Transportation Improvement Program](#) and the [Twelve Year Program](#), which include projects highlighted on the [PA Transportation Projects](#) website.

State Highway and Bridge Maintenance

Pennsylvania experiences high volumes of traffic and is subject to inclement weather. Roadway treatments that prolong the useful life of infrastructure range from crack sealing to resurfacing. Bridge activity ranges from deck washing to preventive maintenance of deck surface and structural components. Unscheduled maintenance services must be performed in response to flooding, windstorms, landslides, sinkholes, and similar acts of nature.

A base level of [State Highway and Bridge Maintenance](#) activity is funded by a portion of the unrestricted Motor License Fund. This is supplemented by a dedicated share of the Oil Company Franchise Tax.

The Highway Systems Technology and Innovation appropriation includes costs associated with the department's traffic management centers, operation and maintenance of intelligent transportation equipment, traveler information provided to the public, and other key traffic operations efforts. This also covers costs for 511 services including the [511 PA website](#), the alert service, and a mobile application to communicate with Pennsylvania travelers.

Program Recommendations:

This budget recommends the following changes: (Dollar Amounts in Thousands)

	Welcome Centers		Highway Maintenance
\$ 167	—to continue current program.	\$ 109,899	—to continue current program.
	Highway and Safety Improvements		Highway Systems Technology and Innovation
\$ (65,000)	—based on current revenue estimates.	\$ 4,000	—to continue current program.

Program: Highways and Bridges, continued

Appropriations within this Program:

(Dollar Amounts in Thousands)

	2022-23	2023-24	2024-25	2025-26	2026-27	2027-28	2028-29
	Actual	Available	Budget	Estimated	Estimated	Estimated	Estimated
MOTOR LICENSE FUND:							
Welcome Centers	\$ 4,323	\$ 4,640	\$ 4,807	\$ 4,937	\$ 5,060	\$ 5,060	\$ 5,060
Highway and Safety Improvements	500,000	650,000	585,000	440,000	380,000	385,000	385,000
Highway Capital Projects (EA)	240,000	240,000	300,000	330,000	330,000	340,000	340,000
Highway Maintenance.....	960,000	1,033,412	1,143,311	1,244,687	1,333,675	1,343,075	1,351,025
Highway Systems Technology and Innovation	16,000	16,000	20,000	20,000	20,000	20,000	20,000
Reinvestment in Facilities...	16,500	16,500	16,500	16,500	16,500	16,500	16,500
Payment to Turnpike Commission (EA)	28,000	28,000	28,000	28,000	28,000	28,000	28,000
TOTAL MOTOR LICENSE FUND.....	\$1,764,823	\$1,988,552	\$2,097,618	\$2,084,124	\$2,113,235	\$2,137,635	\$2,145,585

Program Measures:

	2018-19	2019-20	2020-21	2021-22	2022-23	2023-24	2024-25
	Actual	Actual	Actual	Actual	Actual	Estimated	Estimated
Increase the percentage of highway system in good or excellent condition.							
Miles of new highway construction	14	12	8	16	8 ^a	8 ^a	8 ^a
Miles of Interstate reconstruction or restoration	164	73	140	110	120 ^a	120 ^a	120 ^a
Miles of Non-Interstate reconstruction or restoration.....	335	216	190	160	140 ^a	140 ^a	140 ^a
Percentage of Interstate Highway System in good condition.....	65.0%	67.1%	70.8%	65.3%	70.0%	74.8%	74.8%
Percentage of Interstate Highway System in fair condition.....	34.7%	32.5%	28.5%	33.8%	29.0%	24.4%	24.4%
Percentage of Interstate Highway System in poor condition.....	0.2%	0.4%	0.7%	0.9%	1.1%	0.8%	0.8%
Percentage of National Highway System Non-Interstate highways in good condition ..	33.1%	36.6%	34.5%	35.2%	31.1%	32.0%	31.9%
Percentage of National Highway System Non-Interstate highways in fair condition	65.7%	60.9%	62.4%	61.7%	65.2%	64.2%	64.0%
Percentage of National Highway System Non-Interstate highways in poor condition...	1.2%	2.5%	3.1%	3.2%	3.8%	3.8%	4.1%
Percentage of bridges in good condition.....	32.8%	33.6%	29.8%	29.9%	30.0%	30.5%	33.0%
Percentage of bridges in fair condition	56.1%	56.0%	64.0%	64.6%	64.8%	64.0%	62.0%
Percentage of bridges in poor condition	11.1%	10.3%	6.0%	5.5%	5.4%	5.5%	5.3%
Poor bridges rehabilitated/replaced	171	181	119	141	171	170	160

Program: Highways and Bridges, continued

Program Measures, continued:

	2018-19	2019-20	2020-21	2021-22	2022-23	2023-24	2024-25
	Actual	Actual	Actual	Actual	Actual	Estimated	Estimated
Closed bridges.....	34	29	28	29	23	25	30
Posted bridges.....	488	456	437	444	416	425	450
Bridge Preservations.....	181	191	175	248	271	300	280
Continue to maintain miles of highways and bridges.							
Structural restoration.....	415	323	109	323	246	184	277
Resurfacing.....	1,780	2,449	258	1,054	1,945	1,178	887
Surface repairs.....	2,990	3,369	2,726	4,100	4,370	4,623	4,625

^a Does not include impact of federal transportation infrastructure funding or additional funding resulting from the reduction of State Police reliance on the Motor License Fund.

Program: Local Highway and Bridge Assistance

Goal: To assist local governments in the maintenance and construction of their portion of the total highway and bridge system.

PennDOT provides several programs to assist municipal and county governments in the maintenance and construction of their roadways (roughly two-thirds of Pennsylvania highways) and bridges. The majority of state funds are distributed by statutory formula, while federal funds are allocated in partnership with the [Metropolitan and Rural Transportation Planning Organizations](#).

Dedicated Motor License Fund revenues are received from a portion of the Oil Company Franchise Tax and registration fees of Commonwealth-registered vehicles having a gross weight in excess of 26,000 pounds. For the local program, both municipalities and counties are eligible for grants on bridges greater than 20 feet long owned by these political subdivisions.

The [Highway Transfer Turnback Program](#) is a voluntary program in which the department pays to upgrade a road segment to acceptable standards, transfers ownership to a political subdivision, and provides a yearly subsidy for future maintenance.

There are three programs specifically directed toward county governments. General assistance for highway maintenance and construction and assistance for economically distressed counties with the local share of bridge improvement projects are each funded from a portion of the Oil Company Franchise Tax. A third program for maintenance and construction of county bridges specifies the distribution of an annual appropriation based on each county's percentage of the total county-owned bridge deck area in the state.

Program Recommendations:

This budget recommends the following changes: (Dollar Amounts in Thousands)

Local Road Maintenance and Construction

\$ (2,284) —based on current revenue estimates.

Appropriations within this Program:

	(Dollar Amounts in Thousands)						
	2022-23 Actual	2023-24 Available	2024-25 Budget	2025-26 Estimated	2026-27 Estimated	2027-28 Estimated	2028-29 Estimated
MOTOR LICENSE FUND:							
Local Road Maintenance and Construction.....	\$ 255,000	\$ 246,195	\$ 243,911	\$ 234,329	\$ 229,726	\$ 222,883	\$ 217,326
Supplemental Local Road Maintenance and Construction.....	5,000	5,000	5,000	5,000	5,000	5,000	5,000
Municipal Roads and Bridges.....	30,000	30,000	30,000	30,000	30,000	30,000	30,000
Maintenance and Construction of County Bridges	5,000	5,000	5,000	5,000	5,000	5,000	5,000
Municipal Traffic Signals	45,000	40,000	40,000	40,000	40,000	40,000	40,000
TOTAL MOTOR LICENSE FUND	\$ 340,000	\$ 326,195	\$ 323,911	\$ 314,329	\$ 309,726	\$ 302,883	\$ 297,326

Program: Multimodal Transportation

Goal: To support public transportation, intercity bus, intercity rail, rail freight, ports, aviation, and bicycle and pedestrian facilities options that improve the mobility and the quality of life for urban and rural Pennsylvanians and enhance economic activity throughout the Commonwealth.

Multimodal Transportation provides support primarily for the Commonwealth's non-highway infrastructure that includes public transportation, aviation, bicycle, pedestrian, passenger and freight rail, and ports. Improvements and programs for non-highway transportation are funded through various sources.

Public Transportation

[Public transportation](#) service within Pennsylvania is provided by transit systems. Operating grants to these organizations are determined by a base allocation equal to the prior-year subsidy and supplemental funding distributed on four performance factors, including total passengers, senior passengers, revenue vehicle miles, and revenue vehicle hours.

Asset Improvement provides public transportation capital funding to maintain and improve vehicles, communication equipment, technology, and transit facilities.

Free Transit Services for Seniors

The [Free Transit](#) program provides free rides on participating local fixed route operations to Pennsylvanians who are 65 years of age or older, while the Shared Ride program enables senior citizens 65 years or older to use demand-responsive service at a significant fare discount. Both programs are funded from a portion of the revenues received from the Pennsylvania Lottery.

Intercity Transportation

[Intercity Bus Services](#) support operations on routes where, without state assistance, essential service would be terminated. The operations are funded with state and Federal Transit Administration funds.

[Intercity rail passenger service](#) in Pennsylvania, as distinguished from local or regional commuter service, is provided by Amtrak. PennDOT has contracted with Amtrak to provide service from Harrisburg to Philadelphia (The Keystone) and between Philadelphia and Pittsburgh (The Pennsylvanian).

PennPORTS

Pennsylvania boasts a deep-water port in Philadelphia, a sprawling inland port in Pittsburgh, and a Great Lakes port in Erie with access to the world through the St. Lawrence Seaway. [PennPORTS](#) supports the operation and maintenance of the ports of Erie, Pittsburgh, and Philadelphia as well as strategic planning, policy development, and project oversight.

Rail Freight

The department administers programs to assist railroad owners with infrastructure improvements, acquisition, accelerated maintenance, and new construction. Through the [Rail Freight Assistance Program](#) and the Rail Transportation Assistance Program, grants may be issued to private railroads, companies utilizing rail in their shipping process, and public authorities or municipalities that are conduits for rail activities.

PennDOT also receives annual funding from the Unconventional Gas Well Fund to provide rail freight grants for projects related to or directly benefitting the Commonwealth's Marcellus Shale gas drilling industry.

Aviation

The department provides programs to improve the safety and effectiveness of the Commonwealth's aviation network, including an airport inspection and licensing program. The State Aviation Development Program is used for public use airports to meet safety, security, capacity, environmental, and planning needs. The [Real Estate Tax Reimbursement Program](#) allows for publicly operated airports to receive rebates on real estate taxes for land that is essential for airport public use.

Multimodal Transportation Fund Statewide Program Grants

[Act 89 of 2013](#) established a dedicated [Multimodal Transportation Fund \(MTF\)](#) to stabilize funding for ports and rail freight, increase aviation investments, establish dedicated funding for bicycle and pedestrian improvements, and allow targeted funding for priority investments in any mode. PennDOT provides grants to improve transportation assets that enhance communities, pedestrian safety, and transit revitalization.

Program: Multimodal Transportation, continued

Bicycle and Pedestrian Facilities

The department has developed a [Statewide Active Transportation Plan](#) to outline a vision and overall strategies to implement bicycle and pedestrian projects throughout Pennsylvania. The plan focuses around six themes, including safety, connectivity, partnerships, economic mobility, transportation equity, and public health.

Program Recommendations:

This budget recommends the following changes: (Dollar Amounts in Thousands)

Transfer to Aviation Restricted Account is recommended at the current year funding level.

Appropriations within this Program:

	(Dollar Amounts in Thousands)						
	2022-23	2023-24	2024-25	2025-26	2026-27	2027-28	2028-29
	Actual	Available	Budget	Estimated	Estimated	Estimated	Estimated
GENERAL FUND:							
Transfer to Aviation Restricted Account.....	\$ -	\$ 1,600	\$ 1,600	\$ 1,600	\$ 1,600	\$ 1,600	\$ 1,600
LOTTERY FUND:							
Older Pennsylvanians Shared Rides (EA).....	\$ 75,000	\$ 75,000	\$ 75,000	\$ 75,000	\$ 75,000	\$ 75,000	\$ 75,000
Transfer to Public Transportation Trust Fund (EA).....	95,907	95,907	95,907	95,907	95,907	95,907	95,907
TOTAL LOTTERY FUND..	\$ 170,907	\$ 170,907	\$ 170,907	\$ 170,907	\$ 170,907	\$ 170,907	\$ 170,907
PUBLIC TRANSPORTATION TRUST FUND:							
(R)Mass Transit Operating (EA).....	\$ 1,014,093	\$ 1,044,093	\$ 1,314,093	\$ 1,354,093	\$ 1,384,093	\$ 1,414,093	\$ 1,444,093
(R)Asset Improvement (EA).....	965,000	995,000	560,000	570,000	580,000	585,000	590,000
(R)Capital Improvement (EA).....	35,000	40,000	25,000	25,000	25,000	25,000	25,000
(R)Programs of Statewide Significance (EA).....	150,000	275,000	290,000	240,000	235,000	235,000	230,000
(R)Transit Administration and Oversight (EA).....	4,854	5,000	5,250	5,408	5,570	5,737	5,909
TOTAL PUBLIC TRANSPORTATION TRUST FUND.....	\$ 2,168,947	\$ 2,359,093	\$ 2,194,343	\$ 2,194,501	\$ 2,229,663	\$ 2,264,830	\$ 2,295,002

Program: Multimodal Transportation, continued

Appropriations within this Program, continued:

(Dollar Amounts in Thousands)

	2022-23	2023-24	2024-25	2025-26	2026-27	2027-28	2028-29
	Actual	Available	Budget	Estimated	Estimated	Estimated	Estimated
MULTIMODAL TRANSPORTATION FUND:							
Aviation Grants (EA)	\$ 6,720	\$ 7,686	\$ 7,686	\$ 7,993	\$ 7,993	\$ 8,313	\$ 8,313
Rail Freight Grants (EA).....	11,197	12,806	12,806	13,318	13,318	13,851	13,851
Passenger Rail Grants (EA)	8,959	10,246	10,246	10,656	10,656	11,082	11,082
Ports and Waterways Grants (EA).....	11,197	12,806	12,806	13,318	13,318	13,851	13,851
Bicycle and Pedestrian Facilities Grants (EA)	2,239	2,561	2,561	2,663	2,663	2,770	2,770
Statewide Programs Grants (EA).....	40,000	40,000	40,000	40,000	40,000	40,000	40,000
Multimodal Administration and Oversight (EA).....	5,317	10,870	10,870	11,163	11,442	11,442	11,442
Transfer to Commonwealth Financing Authority (EA)	81,321	85,999	70,810	71,706	70,618	73,829	74,342
TOTAL MULTIMODAL TRANSPORTATION FUND	\$ 166,950	\$ 182,974	\$ 167,785	\$ 170,817	\$ 170,008	\$ 175,138	\$ 175,651

Program Measures:

	2018-19	2019-20	2020-21	2021-22	2022-23	2023-24	2024-25
	Actual	Actual	Actual	Actual	Actual	Estimated	Estimated
Support public transportation, intercity bus, intercity rail, rail freight, ports, and aviation operations that improve the mobility and quality of life for urban and rural Pennsylvanians and enhance economic activity throughout the Commonwealth.							
<u>Mass Transportation</u>							
Passengers carried by state-assisted operators (in millions).....	387.4	299.1	142.6	196.2	231.4	238.4	245.5
Passengers per vehicle hour	34.4	28.9	14.5	19.6	24.9	25.6	26.4
<u>Older Pennsylvanians Transit</u>							
Number of free transit trips (in millions).....	33.8	27.5	17.8	20.5	24.1	24.8	25.6
Trips on state-assisted shared ride vehicles (in millions).....	3.3	3.1	1.6	2.1	2.4	2.4	2.5
Cost to the Commonwealth per trip:							
Free transit.....	\$ 2.83	\$ 3.49	\$ 5.40	\$ 4.68	\$ 3.98	\$ 4.10	\$ 4.22
State-assisted shared ride vehicles	\$ 19.98	\$ 23.87	\$ 45.74	\$ 36.61	\$ 21.04	\$ 21.67	\$ 22.32
<u>Intercity Transportation</u>							
Intercity Bus:							
Passengers handled (in thousands)	204.6	163.7	61.6	132.6	103.7	104.0	104.0
Intercity Rail:							
Passengers handled (in thousands)	1,567.7	1,273.8	402.7	891.7	1,258.6	1,300.0	1,405.0
Subsidy per passenger mile	\$ 0.10	\$ 0.12	\$ 0.30	\$ 0.26	\$ 0.26	\$ 0.27	\$ 0.27
<u>Aviation</u>							
Runways with a pavement condition index of fair or better	90%	92%	90%	90%	84%	84%	84%

Program: Driver and Vehicle Services

Goal: To minimize traffic accidents attributable to driver error and mechanically defective vehicles and to promote highway safety programs.

[Driver and Vehicle Services](#) processes applications and collects fees for all vehicle registrations, titles, and operator licenses, and oversees operator and vehicular licensing activities such as testing, inspections, financial responsibility, and revocations. This includes [driver's license examinations](#) which certify an individual possesses the knowledge and skills to safely operate passenger and commercial vehicles and motorcycles.

The [Vehicle Safety Inspection Program](#) is intended to minimize traffic accidents due to mechanical failure. The Commonwealth operates an annual [Vehicle Emissions Inspection Program](#) in less than half of Pennsylvania's counties. In the counties not required to participate in the Vehicle Emissions Inspection program, the annual Vehicle Safety Inspection Program incorporates a visual anti-tampering check for the presence of federally required emission control components that were installed on the vehicle by the manufacturer.

Pennsylvania enforcement officials are responsible for the issuance of citations for Vehicle Code violations. In addition to assigning points for driver infractions, the department suspends, revokes, disqualifies, or recalls driver's licenses for many violations, including accumulation of points. Driver's License program areas also administer the [Motor Voter](#) program and the Commonwealth's [Organ Donor Program](#).

PennDOT processes cancellation notices received from insurance companies. Notification of cancellation prompts the department to have registrants revalidate proper insurance coverage for the vehicle.

Driver and Vehicle Services currently has offices statewide offering driver examination and/or photo licensing services and is working with private business to further decentralize its services to improve access. As part of its ongoing efforts to enhance customer service options and provide customers with another convenient option for taking their driver's skills test, PennDOT has authorized a limited number of third-party entities to administer driver's skills testing. This budget continues to include funding to comply with federal homeland security requirements, which allows Pennsylvania residents to obtain an [optional REAL ID compliant driver's license or state identification card](#) that will be accepted for boarding a domestic commercial flight or entering a federal building.

Program Recommendations:

This budget recommends the following changes: (Dollar Amounts in Thousands)

GENERAL FUND:		MOTOR LICENSE FUND:	
Vehicle Sales Tax Collections		Driver and Vehicle Services	
\$ (53)	—to continue current program.	\$ (5,000)	—to continue current program.
Voter Registration		Homeland Security - REAL ID	
\$ 120	—to continue current program.	\$ 1,227	—to continue current program.

Appropriations within this Program:

(Dollar Amounts in Thousands)

	2022-23	2023-24	2024-25	2025-26	2026-27	2027-28	2028-29
	Actual	Available	Budget	Estimated	Estimated	Estimated	Estimated
GENERAL FUND:							
Vehicle Sales Tax Collections	\$ 552	\$ 496	\$ 443	\$ 443	\$ 443	\$ 443	\$ 443
Voter Registration	577	639	759	759	759	759	759
TOTAL GENERAL FUND.....	\$ 1,129	\$ 1,135	\$ 1,202	\$ 1,202	\$ 1,202	\$ 1,202	\$ 1,202

Program: Driver and Vehicle Services, continued

Appropriations within this Program, continued:

(Dollar Amounts in Thousands)

	2022-23	2023-24	2024-25	2025-26	2026-27	2027-28	2028-29
	Actual	Available	Budget	Estimated	Estimated	Estimated	Estimated
MOTOR LICENSE FUND:							
Driver and Vehicle Services	\$ 242,258	\$ 236,055	\$ 231,055	\$ 237,293	\$ 243,225	\$ 243,225	\$ 243,225
Homeland Security-REAL ID	30,135	31,308	32,535	33,413	34,248	34,248	34,248
TOTAL MOTOR LICENSE FUND .	\$ 272,393	\$ 267,363	\$ 263,590	\$ 270,706	\$ 277,473	\$ 277,473	\$ 277,473

Program Measures:

	2018-19	2019-20	2020-21	2021-22	2022-23	2023-24	2024-25
	Actual	Actual	Actual	Actual	Actual	Estimated	Estimated
Provide exceptional customer service through a customer-focused business approach.							
Online eGov transactions (in millions) ..	10.6	12.5	10.6	10.1	9.0	11.9	11.9
Percentage of service center customers served within 30 minutes.....	65.0%	82.0%	82.0%	80.0%	80.0%	90.0%	90.0%
Access rate of driver and vehicle services call center.....	99.0%	99.3%	80.0%	82.0%	81.0%	95.0%	95.0%



JUDICIARY

The mission of the [Unified Judicial System of Pennsylvania](#) is to deliver fair, timely, and accessible justice for all.

The court system includes the Supreme Court, Superior Court, Commonwealth Court, Courts of Common Pleas, and community courts.

Programs and Goals

State Judicial System: *To provide the citizens of the Commonwealth with prompt and equitable justice under the law.*

Summary by Fund and Appropriation

(Dollar Amounts in Thousands)

2022-23 2023-24 2024-25
ACTUAL AVAILABLE BUDGET

GENERAL FUND:

General Government:

Supreme Court:

Supreme Court.....	\$ 17,493	\$ 19,909 ^a	\$ 21,073
Justice Expenses.....	118	118	118
Judicial Center Operations.....	830	1,155 ^b	2,791
Judicial Council	141	141	141
District Court Administrators.....	20,050	24,581 ^c	25,013
Interbranch Commission.....	350	358	358
Court Management Education	73	78	78
Rules Committees.....	1,595	1,595	1,595
Court Administrator.....	11,809	14,592 ^d	17,216
(F)Court Improvement Project	1,130	1,130	1,130
(F)STOP Violence Against Women (EA).....	237	240	300
(F)Veterans Treatment Court Strategic Planning (EA)	196	-	-
Integrated Criminal Justice System.....	2,372	2,372	3,671
(R)Judicial Computer System	48,282	46,907	43,417
Unified Judicial System Security	2,002	2,002	2,556
Unified Judicial System Cybersecurity and Disaster Recovery.....	-	-	3,490
Office of Elder Justice in the Courts.....	496	499	518
(F)Elder Justice Innovation	1,000	1,000	1,100
Subtotal	\$ 108,174	\$ 116,677	\$ 124,565

Superior Court:

Superior Court	\$ 33,025	\$ 36,455 ^e	\$ 37,443
Judges Expenses.....	183	183	183
Subtotal	\$ 33,208	\$ 36,638	\$ 37,626

Commonwealth Court:

Commonwealth Court.....	\$ 21,616	\$ 22,896 ^f	\$ 26,604
Judges Expenses.....	132	132	132
Subtotal	\$ 21,748	\$ 23,028	\$ 26,736

Courts of Common Pleas:

Courts of Common Pleas	\$ 120,094	\$ 138,172 ^g	\$ 157,278
Senior Judges	4,084	4,213	4,339
Judicial Education	1,272	1,532 ^h	1,532
Problem-Solving Courts.....	1,103	1,268	1,347
Subtotal	\$ 126,553	\$ 145,185	\$ 164,496

Summary by Fund and Appropriation

(Dollar Amounts in Thousands)

	2022-23 ACTUAL	2023-24 AVAILABLE	2024-25 BUDGET
Magisterial District Judges:			
Magisterial District Judges.....	\$ 84,458	\$ 94,308 ⁱ	\$ 103,911
Magisterial District Judge Education.....	759	878	878
Subtotal	\$ 85,217	\$ 95,186	\$ 104,789
Philadelphia Courts:			
Municipal Court.....	\$ 7,950	\$ 9,475 ^j	\$ 9,797
Subtotal	\$ 7,950	\$ 9,475	\$ 9,797
Judicial Conduct:			
Judicial Ethics Advisory Board.....	\$ 62	\$ 244 ^k	\$ 656
Judicial Conduct Board.....	2,555	2,555	2,555
Court of Judicial Discipline	618	618	618
Subtotal	\$ 3,235	\$ 3,417	\$ 3,829
Subtotal - State Funds	\$ 335,240	\$ 380,329	\$ 425,891
Subtotal - Federal Funds	2,563	2,370	2,530
Subtotal - Restricted	48,282	46,907	43,417
Total - General Government	\$ 386,085	\$ 429,606	\$ 471,838
Grants and Subsidies:			
Reimbursement of County Costs:			
Juror Cost Reimbursement.....	\$ 1,118	\$ 1,118	\$ 1,118
County Court Reimbursement	23,136	23,136	23,136
Senior Judge Reimbursement	1,375	1,375	1,375
Court Interpreter County Grant.....	1,500	2,473	2,473
Subtotal	\$ 27,129	\$ 28,102	\$ 28,102
Total - Grants and Subsidies.....	\$ 27,129	\$ 28,102	\$ 28,102
STATE FUNDS	\$ 362,369	\$ 408,431	\$ 453,993
FEDERAL FUNDS	2,563	2,370	2,530
RESTRICTED.....	48,282	46,907	43,417
GENERAL FUND TOTAL.....	\$ 413,214	\$ 457,708	\$ 499,940

^a Includes recommended supplemental appropriation of \$517,000.

^b Includes recommended supplemental appropriation of \$121,000.

^c Includes recommended supplemental appropriation of \$1,396,000.

^d Includes recommended supplemental appropriation of \$1,496,000.

^e Includes recommended supplemental appropriation of \$1,147,000.

^f Includes recommended supplemental appropriation of \$122,000.

^g Includes recommended supplemental appropriation of \$5,608,000.

^h Includes recommended supplemental appropriation of \$125,000.

ⁱ Includes recommended supplemental appropriation of \$2,294,000.

^j Includes recommended supplemental appropriation of \$420,000.

^k Includes recommended supplemental appropriation of \$79,000.

Program Funding Summary

(Dollar Amounts in Thousands)

	2022-23	2023-24	2024-25	2025-26	2026-27	2027-28	2028-29
	Actual	Available	Budget	Estimated	Estimated	Estimated	Estimated
STATE JUDICIAL SYSTEM:							
GENERAL FUND.....	\$ 362,369	\$ 408,431	\$ 453,993	\$ 467,324	\$ 481,502	\$ 496,486	\$ 511,979
MOTOR LICENSE FUND....	-	-	-	-	-	-	-
LOTTERY FUND	-	-	-	-	-	-	-
FEDERAL FUNDS	2,563	2,370	2,530	2,530	2,530	2,530	2,530
AUGMENTATIONS.....	-	-	-	-	-	-	-
RESTRICTED.....	48,282	46,907	43,417	43,417	43,417	43,417	43,417
OTHER FUNDS	-	-	-	-	-	-	-
DEPARTMENT TOTAL.....	<u>\$ 413,214</u>	<u>\$ 457,708</u>	<u>\$ 499,940</u>	<u>\$ 513,271</u>	<u>\$ 527,449</u>	<u>\$ 542,433</u>	<u>\$ 557,926</u>

Program: State Judicial System

Goal: To provide the citizens of the Commonwealth with prompt and equitable justice under the law.

Pennsylvania's [Unified Judicial System](#) is a layered court system consisting of the Supreme Court, Commonwealth Court, Superior Court, Courts of Common Pleas, the magisterial district courts, and Philadelphia Municipal Court. The Judiciary's core mission is the delivery of fair, timely, and accessible justice for all Pennsylvanians.

In counties other than Philadelphia, courts at the first level of the system are presided over by [Magisterial District Judges](#) who have jurisdiction over summary criminal cases, landlord-tenant matters, and other civil actions where the amount claimed does not exceed \$12,000. They also have jurisdiction to issue warrants, hold arraignments and preliminary hearings in all criminal cases, and accept guilty pleas under certain circumstances. In Philadelphia, the [Municipal Court](#) is the initial level of the court system. Its limited jurisdiction is analogous to that of the Magisterial District Judges.

The second level in the court system is the [Courts of Common Pleas](#), which are courts of general trial jurisdiction. They have original jurisdiction over all cases not exclusively assigned to another court. Appellate jurisdiction extends to appeals from final orders of the lower courts and appeals from certain state and most local government agencies.

Appeals from the Courts of Common Pleas are generally handled by one of the two intermediate-level appellate courts: [Commonwealth Court](#) and [Superior Court](#). The Commonwealth Court has jurisdiction over appeals involving government agencies and officials and not-for-profit corporations, as well as original jurisdiction over [Election Code](#) matters and cases involving state officials. The Superior Court has jurisdiction over all direct appeals not within the specific statutory jurisdiction of another appellate court. The [Supreme Court](#) is Pennsylvania's court of last resort and is responsible for administration of the entire Unified Judicial System.

As defined by the state constitution, statute, and court rule, the Court Administrator of Pennsylvania heads the [Administrative Office of Pennsylvania Courts \(AOPC\)](#), the administrative arm of the Supreme Court in the court's oversight responsibility of the Unified Judicial System. At the direction of the Supreme Court, AOPC has undertaken initiatives to assist those in need and educate the public by making court documents and information more accessible. In response, the [Office of Elder Justice in the Courts](#) and the [Office of Children and Families in the Courts](#) work to protect the needs of the most vulnerable. In addition, AOPC is focused on the continued expansion of its [problem-solving courts](#) program, assisting with the treatment and rehabilitation of behaviors and conditions that are often linked to crime and social problems. Through the Judiciary's commitment to continued improvements in language access and interpreter services, individuals who are limited-English proficient, deaf, or hard-of-hearing can fully participate in court processes, preserving their access to justice.

Pennsylvania's state court system was the second system in the country to go online, and through its [Judicial Computer System \(JCS\)](#) has been among the nation's leaders in using technology to more efficiently administer its courts and broaden public accessibility to court information. The JCS is now an integral part of not only court operations statewide, but also in supplying data for a broad array of state and local government agencies, especially in law enforcement through the Commonwealth's multi-agency [Pennsylvania Justice Network](#).

Program: State Judicial System, continued

Program Recommendations:

This budget recommends the following changes: (Dollar Amounts in Thousands)

<p>Supreme Court</p> <p>\$ 1,164 —to continue current program.</p> <p>Judicial Center Operations</p> <p>\$ 1,636 —to continue current program.</p> <p>District Court Administrators</p> <p>\$ 432 —to continue current program.</p> <p>Court Administrator</p> <p>\$ 2,624 —to continue current program.</p> <p>Integrated Criminal Justice System</p> <p>\$ 1,299 —to continue current program.</p> <p>Unified Judicial System Security</p> <p>\$ 554 —to continue current program.</p> <p>Unified Judicial System Cybersecurity and Disaster Recovery</p> <p>\$ 3,490 —Initiative—to improve capabilities and redundancies against cybersecurity and disaster threats.</p> <p>Office of Elder Justice in the Courts</p> <p>\$ 19 —to continue current program.</p>	<p>Superior Court</p> <p>\$ 988 —to continue current program.</p> <p>Commonwealth Court</p> <p>\$ 3,708 —to continue current program.</p> <p>Courts of Common Pleas</p> <p>\$ 19,106 —to continue current program.</p> <p>Senior Judges</p> <p>\$ 126 —to continue current program.</p> <p>Problem-Solving Courts</p> <p>\$ 79 —to continue current program.</p> <p>Magisterial District Judges</p> <p>\$ 9,603 —to continue current program.</p> <p>Municipal Court</p> <p>\$ 322 —to continue current program.</p> <p>Judicial Ethics Advisory Board</p> <p>\$ 412 —to continue current program.</p>
--	--

Appropriations within this Program:

(Dollar Amounts in Thousands)

	2022-23	2023-24	2024-25	2025-26	2026-27	2027-28	2028-29
	Actual	Available	Budget	Estimated	Estimated	Estimated	Estimated
GENERAL FUND:							
Judiciary.....	\$ 362,369	\$ 408,431	\$ 453,993	\$ 467,324	\$ 481,502	\$ 496,486	\$ 511,979



LEGISLATURE

The mission of the [General Assembly of Pennsylvania](#) is to formulate and enact responsible public policy on behalf of the people of the Commonwealth.

The General Assembly is composed of two bodies – the [Senate](#) and the [House of Representatives](#). The legislature convenes at the [Capitol](#) complex in Harrisburg. Its sessions begin on the first Tuesday of each year unless otherwise convened by proclamation of the Governor.

Programs and Goals

Legislature: *To formulate and enact the public policy of the Commonwealth, to define the functions of state government, to provide revenue for the Commonwealth, and to appropriate money for the operation of state agencies and for other purposes.*

Summary by Fund and Appropriation

(Dollar Amounts in Thousands)

2022-23 2023-24 2024-25
ACTUAL AVAILABLE BUDGET

GENERAL FUND:

General Government:

Senate:

Senators' Salaries	\$ 9,307	\$ 9,307	\$ 9,307
Employees of Chief Clerk.....	3,239	3,239	3,239
Salaried Officers and Employees.....	14,672	14,672	14,672
Incidental Expenses	3,775	3,775	3,775
Expenses-Senators.....	1,487	1,487	1,487
Legislative Purchasing and Expenses	8,450	8,450	8,450
Committee on Appropriations (R) and (D).....	-	-	3,166
Committee on Appropriations (R).....	1,583	1,583	-
Committee on Appropriations (D).....	1,583	1,583	-
Caucus Operations (R) and (D)	-	-	88,526
Caucus Operations (R)	48,804	46,919	-
Caucus Operations (D)	41,722	41,607	-
 (F)COVID-SFR Pandemic Response (R).....	2,000	-	-
(F)COVID-SFR Pandemic Response (D).....	2,000	-	-
Subtotal.....	\$ 138,622	\$ 132,622	\$ 132,622

House of Representatives:

Members' Salaries, Speaker's Extra Compensation	\$ 37,940	\$ 37,940	\$ 37,940
Caucus Operations (R) and (D)	-	-	140,044
Caucus Operations (R)	72,823	67,221	-
Caucus Operations (D)	67,221	72,823	-
Speaker's Office.....	1,703	1,703	1,703
Bi-Partisan Committee, Chief Clerk, Comptroller, and EMS	14,834	14,834	14,834
Mileage-Representatives, Officers, and Employees	672	672	672
Chief Clerk and Legislative Journal.....	2,816	2,816	2,816
Contingent Expenses (R) and (D)	-	-	2,118
Speaker.....	20	20	-
Chief Clerk.....	2,000	2,000	-
Floor Leader (R)	7	7	-
Floor Leader (D)	7	7	-
Whip (R).....	6	6	-
Whip (D).....	6	6	-
Chairman-Caucus (R)	3	3	-
Chairman-Caucus (D)	3	3	-
Secretary-Caucus (R).....	3	3	-
Secretary-Caucus (D).....	3	3	-
Chairman-Appropriations Committee (R).....	6	6	-

Summary by Fund and Appropriation

(Dollar Amounts in Thousands)

	2022-23 ACTUAL	2023-24 AVAILABLE	2024-25 BUDGET
Chairman-Appropriations Committee (D).....	6	6	-
Chairman-Policy Committee (R).....	2	2	-
Chairman-Policy Committee (D).....	2	2	-
Caucus Administrator (R).....	2	2	-
Caucus Administrator (D).....	2	2	-
Administrator for Staff (R).....	20	20	-
Administrator for Staff (D).....	20	20	-
Incidental Expenses.....	7,569	7,569	7,569
Expenses-Representatives.....	4,251	4,251	4,251
Legislative Purchasing and Expenses	11,174	11,174	11,174
Committee on Appropriations (R).....	3,223	3,223	3,223
Committee on Appropriations (D).....	3,223	3,223	3,223
Special Leadership Account (R)	7,045	6,045	6,045
Special Leadership Account (D)	7,045	6,045	6,045
(F)COVID-SFR Pandemic Response (R).....	2,000	-	-
(F)COVID-SFR Pandemic Response (D).....	2,000	-	-
Subtotal.....	\$ 247,657	\$ 241,657	\$ 241,657
STATE FUNDS	\$ 378,279	\$ 374,279	\$ 374,279
FEDERAL FUNDS	8,000	-	-
GENERAL FUND TOTAL.....	\$ 386,279	\$ 374,279	\$ 374,279

Program Funding Summary

(Dollar Amounts in Thousands)

	2022-23	2023-24	2024-25	2025-26	2026-27	2027-28	2028-29
	Actual	Available	Budget	Estimated	Estimated	Estimated	Estimated
LEGISLATURE:							
GENERAL FUND.....	\$ 378,279	\$ 374,279	\$ 374,279	\$ 374,279	\$ 374,279	\$ 374,279	\$ 374,279
MOTOR LICENSE FUND....	-	-	-	-	-	-	-
LOTTERY FUND	-	-	-	-	-	-	-
FEDERAL FUNDS	8,000	-	-	-	-	-	-
AUGMENTATIONS.....	-	-	-	-	-	-	-
RESTRICTED.....	-	-	-	-	-	-	-
OTHER FUNDS.....	-	-	-	-	-	-	-
DEPARTMENT TOTAL.....	<u>\$ 386,279</u>	<u>\$ 374,279</u>	<u>\$ 374,279</u>	<u>\$ 374,279</u>	<u>\$ 374,279</u>	<u>\$ 374,279</u>	<u>\$ 374,279</u>

Program: Legislature

Goal: To formulate and enact the public policy of the Commonwealth, to define the functions of state government, to provide revenue for the Commonwealth, and to appropriate money for the operation of state agencies and for other purposes.

This program provides for the operation of the [General Assembly](#), which consists of 253 members; 50 members in the [Senate](#) and 203 members in the [House of Representatives](#).

Program Recommendations:

This budget recommends the following changes: (Dollar Amounts in Thousands)

All appropriations are recommended at the current year funding levels.

Appropriations within this Program:

	(Dollar Amounts in Thousands)						
	2022-23	2023-24	2024-25	2025-26	2026-27	2027-28	2028-29
	Actual	Available	Budget	Estimated	Estimated	Estimated	Estimated
GENERAL FUND:							
Legislature	<u>\$ 378,279</u>	<u>\$ 374,279</u>	<u>\$ 374,279</u>	<u>\$ 374,279</u>	<u>\$ 374,279</u>	<u>\$ 374,279</u>	<u>\$ 374,279</u>



GOVERNMENT SUPPORT AGENCIES

The mission of the Government Support Agencies is to serve the members of the legislature, legislative committees, the Governor, heads of state agencies, and, in certain cases, citizens of the Commonwealth, by providing research, fiscal and regulatory review, and administrative and operational support.

Programs and Goals

Government Support Agencies: *To provide research, fiscal and regulatory review, and administrative and operational support.*

Government Support Agencies

Summary by Fund and Appropriation

(Dollar Amounts in Thousands)

	2022-23 ACTUAL	2023-24 AVAILABLE	2024-25 BUDGET
GENERAL FUND:			
<i>General Government:</i>			
Legislative Reference Bureau:			
Legislative Reference Bureau-Salaries and Expenses	\$ 10,285	\$ 10,285	\$ 10,285
Printing of PA Bulletin and PA Code	886	886	886
Contingent Expenses	25	25	25
Subtotal	\$ 11,196	\$ 11,196	\$ 11,196
Miscellaneous and Commissions:			
Legislative Budget and Finance Committee	2,020	2,020	2,020
Legislative Data Processing Center.....	32,255	32,255	32,255
LDP-Information Technology Modernization	2,500	2,500	2,500
Joint State Government Commission.....	1,701	1,701	1,701
Local Government Commission	1,283	1,283	1,283
Local Government Codes.....	24	24	24
Legislative Audit Advisory Commission	285	285	285
Independent Regulatory Review Commission.....	2,155	2,155	2,155
Capitol Preservation Committee	827	827	827
Capitol Restoration.....	3,157	3,157	3,157
Commission on Sentencing	2,553	2,553	2,553
Center for Rural Pennsylvania.....	1,250	1,250	1,250
Commonwealth Mail Processing Center	3,583	3,583	3,583
Independent Fiscal Office.....	2,343	2,343	2,343
Subtotal	\$ 55,936	\$ 55,936	\$ 55,936
Total - General Government.....	\$ 67,132	\$ 67,132	\$ 67,132
GENERAL FUND TOTAL.....	\$ 67,132	\$ 67,132	\$ 67,132
OTHER FUNDS:			
JUSTICE REINVESTMENT FUND:			
(R)Commission on Sentencing (EA).....	\$ 152	\$ 757	\$ 400
DEPARTMENT TOTAL - ALL FUNDS			
GENERAL FUND.....	\$ 67,132	\$ 67,132	\$ 67,132
MOTOR LICENSE FUND	-	-	-
LOTTERY FUND	-	-	-
FEDERAL FUNDS	-	-	-
AUGMENTATIONS.....	-	-	-
RESTRICTED.....	-	-	-
OTHER FUNDS.....	152	757	400
TOTAL ALL FUNDS.....	\$ 67,284	\$ 67,889	\$ 67,532

Government Support Agencies

Program Funding Summary

(Dollar Amounts in Thousands)

	2022-23	2023-24	2024-25	2025-26	2026-27	2027-28	2028-29
	Actual	Available	Budget	Estimated	Estimated	Estimated	Estimated
GOVERNMENT SUPPORT AGENCIES:							
GENERAL FUND.....	\$ 67,132	\$ 67,132	\$ 67,132	\$ 67,132	\$ 67,132	\$ 67,132	\$ 67,132
MOTOR LICENSE FUND....	-	-	-	-	-	-	-
LOTTERY FUND	-	-	-	-	-	-	-
FEDERAL FUNDS	-	-	-	-	-	-	-
AUGMENTATIONS.....	-	-	-	-	-	-	-
RESTRICTED.....	-	-	-	-	-	-	-
OTHER FUNDS	152	757	400	-	-	-	-
DEPARTMENT TOTAL.....	<u>\$ 67,284</u>	<u>\$ 67,889</u>	<u>\$ 67,532</u>	<u>\$ 67,132</u>	<u>\$ 67,132</u>	<u>\$ 67,132</u>	<u>\$ 67,132</u>

Program: Government Support Agencies

Goal: To provide research, fiscal and regulatory review, and administrative and operational support.

The following list details government support agencies and their duties:

- The [Legislative Reference Bureau](#) prepares legislative bills and resolutions for introduction in the General Assembly; advises members of the legislature and legislative committees; and, from time to time, prepares proposed codifications of existing general statutes for adoption or rejection by the General Assembly;
- The [Legislative Budget and Finance Committee](#) is a bipartisan, bicameral legislative service agency that conducts studies and makes recommendations aimed at eliminating unnecessary expenditures, promoting economy in the government of the Commonwealth, and ensuring that state funds are being expended in accordance with legislative intent and law;
- The [Legislative Data Processing Center](#) establishes and operates computer systems capable of storing and retrieving all of the financial, factual, procedural, and legal information necessary to serve all of the committees, officers, and agencies of the General Assembly;
- The [Joint State Government Commission](#) serves as the bipartisan and bicameral research agency of the General Assembly;
- The [Local Government Commission](#) is a bipartisan legislative service agency offering research assistance to propose legislation that enables local governments to be more effective and efficient in providing services;
- The [Legislative Audit Advisory Commission](#) plans and performs the audit of the General Assembly's financial transactions;
- The [Independent Regulatory Review Commission](#) reviews Commonwealth agency regulations to ensure that they are in the public interest;
- The [Capitol Preservation Committee](#) works to preserve the art, architecture, and history of the Pennsylvania Capitol Building and Complex;
- The [Commission on Sentencing](#) creates and maintains a consistent and rational statewide sentencing policy through the adoption of guidelines that promote fairer and more uniform sentencing throughout the Commonwealth;
- The [Center for Rural Pennsylvania](#) serves as a resource for rural policy within the General Assembly;
- The Commonwealth Mail Processing Center screens/dispatches correspondence, packages, and parcels; and
- The [Independent Fiscal Office](#) provides nonpartisan budget information and analysis.

Program Recommendations:

This budget recommends the following changes: (Dollar Amounts in Thousands)

All appropriations are recommended at the current year funding levels.

Appropriations within this Program:

	(Dollar Amounts in Thousands)						
	2022-23	2023-24	2024-25	2025-26	2026-27	2027-28	2028-29
	Actual	Available	Budget	Estimated	Estimated	Estimated	Estimated
GENERAL FUND:							
Government Support Agencies ...	\$ 67,132	\$ 67,132	\$ 67,132	\$ 67,132	\$ 67,132	\$ 67,132	\$ 67,132

– THIS PAGE INTENTIONALLY LEFT BLANK –



Commonwealth of Pennsylvania

Governor's Executive Budget

CAPITAL BUDGET

Program Summary

This section presents the proposed itemizations and funding sources for the 2024-25 Capital Budget projects including a brief description of each recommended project, its location, and cost components.

Projects are grouped into six categories which are proposed to be funded by a combination of Commonwealth debt obligations, current revenues through new or previous appropriations and authorizations, and funds received from other jurisdictions. Funding source distinctions are noted throughout the section, which itemizes the recommended capital program.

- **Public Improvement Projects** include various types of renovation projects, new buildings, nonstructural improvements, and land acquisition. The Department of General Services administers design and construction for the majority of these projects. However, current revenue projects are generally managed by the departments or, for projects between \$100,000 and \$600,000, through the Job Order Contracting process.
- **Furniture, Fixture, and Equipment Projects** provide for equipping newly completed public improvement projects with original movable furniture, fixtures, and equipment through the Department of General Services. Replacement furniture, fixtures, and equipment for use in existing buildings is purchased through department budgets.
- **Transportation Assistance Projects** include the purchase of rolling stock as well as construction or improvement of facilities operated by mass transportation agencies throughout the Commonwealth; the acquisition, construction, and equipping of rural and intercity common carrier surface transportation systems; and air transportation systems. These projects are administered by the Department of Transportation.
- **Redevelopment Assistance Projects** provide grants for the acquisition and construction of regional economic, cultural, civic, recreational, and historical improvements.
- **Flood Control Projects** include flood control works and improvements to prevent floods and to preserve, control, and regulate the flow of rivers and streams. These projects are administered by the Department of Environmental Protection.
- **Highway Projects** include the design, purchase of rights-of-way, construction, and reconstruction of highways and bridges on the state highway system. These projects are administered by the Department of Transportation.

Unless otherwise noted, these nonrecurring capital investments would not significantly affect the department's future operating budgets nor affect the services provided by the agency. This is because most capital projects involve the renovation or replacement of existing facilities. Consequently, any operating cost impact is derived from such items as efficiencies in energy consumption and necessary maintenance. These items, when viewed in terms of the total department or program budget, generally tend to be negligible.

An exception is when a large-scale project is implemented or a significant increase in the capital base occurs which will dramatically change efficiencies and other components of an operating budget. In this case, the expected change in operating expenses is quantified. Any such exceptions will be noted and will be included in the department's budget or future year estimates based on when the project is expected to be completed, which is usually several years after a capital project itemization has been enacted and authorized.

There are several categories of capital authorizations for which no estimate of operating cost impact is provided. Among these are Redevelopment Assistance, Flood Control, Transportation Assistance, and flood protection projects undertaken as part of the Public Improvement category. These projects constitute improvements to the property of other entities, primarily local jurisdictions such as cities, boroughs, townships, and universities, among others. Any change in operating costs will therefore be borne by an entity other than the Commonwealth.

Finally, the Highway Projects category also will not provide any statements of operating cost impacts. This is because the bulk of capital spending in this category is for the rehabilitation of the existing highway network rather than the addition of new mileage. As new construction or rehabilitation takes place, high maintenance costs are avoided initially. These avoided maintenance costs are generally shifted to other segments of roadway where repair needs are relatively significant. As a result, the total highway operating budget experiences minimum net change.

Recommended 2024-25 Project Itemizations

This table provides a summary of proposed project itemizations by department, funding source, and capital category.

(Dollar Amounts in Thousands)

	Capital Facilities Bond Issuances				Current Revenues	
	Public Improvement Projects	Furniture, Fixtures, and Equipment Projects	Transportation Assistance Projects	Flood Control Projects	Public Improvement Projects	Highway Projects
Agriculture	\$ 219,797	\$ -	\$ -	\$ -	\$ -	\$ -
Conservation and Natural Resources...	496,625	16,269	-	-	159,878	-
Corrections..... ^a	927,004	45,600	-	-	-	-
Education	6,978,100	189,725	-	-	-	-
Emergency Management Agency	106,000	-	-	-	-	-
Environmental Protection	230,070	-	-	9,900	-	-
Executive Offices	8,750	-	-	-	-	-
Fish and Boat Commission	173,000	-	-	-	-	-
General Services.....	495,000	-	-	-	-	-
Health.....	30,500	-	-	-	-	-
Historical and Museum Commission	181,500	25,000	-	-	-	-
Human Services.....	570,000	17,000	-	-	-	-
Military and Veterans Affairs.....	1,415,400	56,000	-	-	-	-
State Police.....	498,500	-	-	-	-	-
Transportation..... ^a	2,420,859	-	1,300,000	-	-	4,870,502
Total	\$ 14,751,105	\$ 349,594	\$ 1,300,000	\$ 9,900	\$ 159,878	\$ 4,870,502

^a Projects may also be funded by current revenues.

Agriculture

(Dollar Amounts in Thousands)

Summary of Recommended Project Itemization Amounts by Program and Source of Funds

	Project Cost
Programs	
Protection and Development of Agricultural Industries.....	\$ 199,797
Horse Racing Regulation	20,000
TOTAL	\$ 219,797
Source of Funds	
Bond Issuances	
Capital Facilities Fund-Public Improvement Projects	\$ 219,797
Program: Protection and Development of Agricultural Industries	
Capital Facilities Fund-Public Improvement Projects	
Building, Infrastructure, and Site Improvements including Land Acquisition	
Livestock Evaluation Center, Centre County	\$ 2,000
Annex, Dauphin County	5,770
Farm Show Complex, Dauphin County.....	5,400
Headquarters, Veterinary Laboratory, and Farm Show Complex, Dauphin County.....	5,000
Entomology Laboratory, Dauphin County	10,000
Greenhouse and Nematology Laboratory, Dauphin County.....	10,000
Animal Health Diagnostic Laboratory, County to be determined	75,500
Plant Science Facility, Pennsylvania State University, Centre County.....	30,000
Animal Diagnostic Laboratory, Pennsylvania State University, Centre County.....	56,127
PROGRAM TOTAL	\$ 199,797
Program: Horse Racing Regulation	
Capital Facilities Fund-Public Improvement Projects	
New Bolton Center, Chester County	
Construction of Pennsylvania Equine Toxicology and Research Laboratory on New Bolton Campus of The University of Pennsylvania	\$ 20,000
 PROGRAMS TOTAL	 \$ 219,797

Conservation and Natural Resources

(Dollar Amounts in Thousands)

Summary of Recommended Project Itemization Amounts by Program and Source of Funds

	Project Cost
Program	
Parks and Forest Management.....	\$ 672,772
Source of Funds	
Bond Issuances	
Capital Facilities Fund-Public Improvement Projects	\$ 496,625
Capital Facilities Fund-Furniture, Fixtures, and Equipment Projects.....	16,269
Subtotal General Obligation Bond Issues	<u>\$ 512,894</u>
Current Revenues	
General Fund-(R)Forest Regeneration	\$ 728
General Fund-(R)State Park Resource Restoration	1,500
General Fund-(F)COVID-SFR State Parks and Outdoor Recreation Program	11,324
Motor License Fund-Dirt and Gravel Roads	2,950
Motor License Fund-(R)Forestry Bridges-Excise Tax.....	6,427
Environmental Stewardship Fund-Parks and Forest Facility Rehabilitation	1,250
Keystone Recreation, Park, and Conservation Fund-Parks and Forest Facility Rehabilitation.....	48,924
Oil and Gas Lease Fund-State Parks and Forests Infrastructure Projects.....	86,475
Subtotal Current Revenues.....	<u>\$ 159,578</u>
TOTAL	<u>\$ 672,472</u>

Program: Parks and Forest Management

Capital Facilities Fund-Public Improvement Projects

Building, Infrastructure, and Site Improvements

Point State Park, Allegheny County.....	\$ 6,250
Delaware Canal State Park, Bucks County	25,000
Gallitzin State Forest, Cambria County.....	12,000
Elk State Forest, Cameron County	5,000
Forest Fire Protection, Centre County	3,750
Penn Nursery, Centre County	1,250
Sproul State Forest, Centre County.....	2,500
Big Elk Creek State Park, Chester County	17,500
Moshannon State Forest, Clearfield County	4,375
Bald Eagle State Forest, Clinton County	5,625
Forestry Laboratory, Dauphin County.....	35,000
Geologic Survey Headquarters, Dauphin County.....	20,000
Presque Isle State Park, Erie County	75,000
Cornplanter State Park, Forest County.....	7,000
Michaux State Forest, Franklin County.....	9,500
Buchanan State Forest, Fulton County.....	2,500
Ryerson Station State Park, Greene County	12,500
Yellow Creek State Park, Indiana County.....	7,500
Clear Creek State Forest, Jefferson County.....	1,875
Forest Fire Protection, Luzerne County	5,000
Pinchot State Forest, Luzerne County	16,500
Tiadaghton State Forest, Lycoming County	5,000
Tuscarora State Forest, Mifflin County	5,000
Gallitzin State Forest, Somerset County.....	5,625
Leonard Harrison State Park, Tioga County.....	3,750
Tioga State Forest, Tioga County	2,500

Capital Budget

Vosburg Neck State Park, Wyoming County	17,500
Susquehanna Riverlands State Park, York County	17,500
State Parks, Statewide	68,750

Bridge and Related Infrastructure Replacement and Repair

Point State Park, Allegheny County	\$ 3,750
Norristown Farm Park, Montgomery County	6,250

Dam Rehabilitation

Moshannon State Forest, Clearfield County	\$ 5,000
Parker Dam State Park, Clearfield County	11,250
Pinchot State Forest, Lackawanna County	3,125
Shikellamy State Park, Northumberland County	37,500
Delaware State Forest, Pike County	1,250
Kooser State Park, Somerset County	6,250
State Parks, Statewide	21,000

Capital Facilities Fund-Furniture, Fixtures, and Equipment Projects

Furniture, Fixtures, and Equipment

Point State Park, Allegheny County	\$ 819
Delaware Canal State Park, Bucks County	1,000
Big Elk Creek State Park, Chester County	2,000
Forestry Laboratory, Dauphin County	3,000
Geologic Survey Headquarters, Dauphin County	2,000
Pinchot State Forest, Luzerne County	700
Maurice K. Goddard State Park, Mercer County	750
Vosburg Neck State Park, Wyoming County	2,000
Susquehanna Riverlands State Park, York County	2,000
Training Academy and Range, Statewide	2,000

GENERAL OBLIGATION BOND ISSUES TOTAL	<u>\$ 512,894</u>
--	-------------------

From Current Revenues

General Fund-(R)Forest Regeneration

Delaware and Loyalsock State Forests, Bradford, Lycoming, Monroe, Pike, and Schuylkill Counties ..	\$ 728
--	--------

General Fund-(R)State Park Resource Restoration

Marsh Creek State Park, Chester County	\$ 1,500
--	----------

General Fund-(F)COVID-SFR State Parks and Outdoor Recreation Program

Bald Eagle State Forest, Centre County	\$ 500
White Clay Creek Preserve, Chester County	374
Little Pine State Park, Lycoming County	3,000
Tiadaghton State Forest, Lycoming County	300
Maurice K. Goddard State Park, Mercer County	2,000
Little Buffalo State Park, Perry County	325
Promised Land State Park, Pike County	3,000
Keystone State Park, Westmoreland County	1,500
Gifford Pinchot State Park, York County	325

Motor License Fund-Dirt and Gravel Roads

Cowans Gap State Park, Fulton County	\$ 300
Trough Creek State Park, Huntingdon County	300
Lackawanna State Park, Lackawanna County	1,000
Maurice K. Goddard State Park, Mercer County	900
Codorus State Park, York County	450

Motor License Fund-(R)Forestry Bridges-Excise Tax

Moshannon State Forest, Centre County	\$	450
Bald Eagle State Forest, Centre County		700
Moshannon State Forest, Clearfield County		1,820
Sproul State Forest, Clinton County		1,050
Moshannon State Forest, Elk County		597
Bald Eagle State Forest, Snyder County		350
Tioga State Forest, Tioga County		1,050
Bald Eagle State Forest, Union County		410

Environmental Stewardship Fund-Parks and Forest Facility Rehabilitation

Tyler State Park, Bucks County	\$	1,250
--------------------------------------	----	-------

Keystone Recreation, Park, and Conservation Fund-Parks and Forest Facility Rehabilitation

Raccoon Creek State Park, Beaver County	\$	750
Blue Knob State Park, Bedford County		2,000
Shawnee State Park, Bedford County		900
Delaware Canal State Park, Bucks County		2,000
Washington Crossing Historic Park, Bucks County		649
Moraine State Park, Butler County		750
Prince Gallitzin State Park, Cambria County		2,000
Sinnemahoning State Park, Cameron County		500
Hickory Run State Park, Carbon County		2,400
Bald Eagle State Forest, Centre County		300
Moshannon State Forest, Clearfield County		2,250
Parker Dam State Park, Clearfield County		420
S.B. Elliott State Park, Clearfield County		370
Colonel Denning State Park, Cumberland County		400
Ridley Creek State Park, Delaware County		4,000
Presque Isle State Park, Erie County		750
Ohiopyle State Park, Fayette County		1,100
Ryerson Station State Park, Greene County		500
Whipple Dam State Park, Huntingdon County		1,300
Yellow Creek State Park, Indiana County		3,000
Lackawanna State Park, Lackawanna County		500
Tiadaghton State Forest, Lycoming and Tioga County		465
Kinzua Bridge State Park, McKean County		6,500
Shikellamy State Park, Northumberland County		3,000
Little Buffalo State Park, Perry County		2,180
Delaware State Forest, Pike County		1,200
Promised Land State Park, Pike County		4,000
Tuscarora State Park, Schuylkill County		350
Laurel Hill State Park, Somerset County		500
Oil Creek State Park, Venango County		1,900
Chapman State Park, Warren County		840
Codorus State Park, York County		400
Gifford Pinchot State Park, York County		750
Recreation Projects, Statewide		300

Oil and Gas Lease Fund-State Parks and Forests Infrastructure Projects

Point State Park, Allegheny County	\$	2,000
Warriors Path State Park, Bedford County		700
French Creek State Park, Berks County		1,600
Mount Pisgah State Park, Bradford County		300
Moraine State Park, Butler County		14,500
Penn Nursery, Centre County		3,000
Sproul State Forest, Centre County		5,000

Capital Budget

Marsh Creek State Park, Chester County	1,000
Parker Dam State Park, Clearfield County	750
Bald Eagle State Forest, Clinton County	5,000
Presque Isle State Park, Erie County	10,075
Ohiopyle State Park, Fayette County.....	750
Greenwood Furnace State Park, Huntingdon County	550
Forest Fire Protection, Luzerne County	4,000
Tiadaghton State Forest, Lycoming County	4,000
Tuscarora State Forest, Mifflin County	5,000
Locust Lake State Park, Schuylkill County	500
Gallitzin State Forest, Somerset County	5,000
Vosburg Neck State Park, Wyoming County	5,000
Gifford Pinchot State Park, York County	750
Susquehanna Riverlands State Park, York County	2,000
Enhance Natural Surface Trail System, Statewide	15,000
CURRENT REVENUES TOTAL	\$ 159,878
PROGRAM TOTAL	\$ 672,772

Corrections

(Dollar Amounts in Thousands)

Summary of Recommended Project Itemization Amounts by Program and Source of Funds

Program	Project Cost
Incarcerated Individuals	\$ 972,604
Source of Funds	
Bond Issuances	
Capital Facilities Fund-Public Improvement Projects	\$ 927,004 ^a
Capital Facilities Fund-Furniture, Fixtures, and Equipment Projects.....	45,600 ^a
TOTAL.....	<u>\$ 972,604</u>

Program: Incarcerated Individuals

Capital Facilities Fund-Public Improvement Projects

Building, Infrastructure, and Site Improvements including Land Acquisition

Benner State Correctional Institution, Centre County.....	\$ 22,769
Rockview State Correctional Institution, Centre County.....	79,151
Houtzdale State Correctional Institution, Clearfield County.....	25,040
Quehanna Boot Camp, Clearfield County	10,150
Cambridge Springs State Correctional Institution, Crawford County.....	14,629
Camp Hill State Correctional Institution, Cumberland County.....	212,961
Chester State Correctional Institution, Delaware County	11,250
Albion State Correctional Institution, Erie County.....	27,877
Fayette State Correctional Institution, Fayette County	11,625
Forest State Correctional Institution, Forest County.....	42,053
Greene State Correctional Institution, Greene County	20,645
Huntingdon State Correctional Institution, Huntingdon County	18,670
Smithfield State Correctional Institution, Huntingdon County.....	21,726
Pine Grove State Correctional Institution, Indiana County	55,985
Elizabethtown Training Academy, Lancaster County	12,888
Dallas State Correctional Institution, Luzerne County	13,195
Muncy State Correctional Institution, Lycoming County	61,411
Mercer State Correctional Institution, Mercer County.....	13,737
Phoenix State Correctional Institution, Montgomery County.....	14,826
Coal Township State Correctional Institution, Northumberland County	31,543
Frackville State Correctional Institution, Schuylkill County	28,836
Mahanoy State Correctional Institution, Schuylkill County	41,252
Laurel Highlands State Correctional Institution, Somerset County.....	16,071
Somerset State Correctional Institution, Somerset County	24,223
Waymart State Correctional Institution, Wayne County.....	44,318

Graterford State Correctional Institution, Montgomery County

Demolition of facility including code, permit, site, utility, and infrastructure related issues	\$ 50,173
---	-----------

Capital Facilities Fund-Furniture, Fixtures, and Equipment Projects

Furniture, Fixtures, and Equipment

Benner State Correctional Institution, Centre County.....	\$ 1,050
Rockview State Correctional Institution, Centre County.....	7,500
Quehanna Boot Camp, Clearfield County	1,000
Cambridge Springs State Correctional Institution, Crawford County.....	1,000
Camp Hill State Correctional Institution, Cumberland County.....	15,000
Chester State Correctional Institution, Delaware County	1,000
Forest State Correctional Institution, Forest County.....	1,000

Capital Budget

Pine Grove State Correctional Institution, Indiana County	1,000
Elizabethtown Training Academy, Lancaster County	1,000
Muncy State Correctional Institution, Lycoming County	8,000
Mercer State Correctional Institution, Mercer County	1,000
Phoenix State Correctional Institution, Montgomery County	1,050
Frackville State Correctional Institution, Schuylkill County	500
Mahanoy State Correctional Institution, Schuylkill County	1,500
Waymart State Correctional Institution, Wayne County	4,000
PROGRAM TOTAL	\$ 972,604

^a The department may cover the cost of these projects through available budgeted funding within the State Correctional Institutions appropriation.

Education

(Dollar Amounts in Thousands)

Summary of Recommended Project Itemization Amounts by Program and Source of Funds

	Project Cost
Program	
Higher Education.....	\$ 7,167,825
Source of Funds	
Bond Issuances	
Capital Facilities Fund-Public Improvement Projects	\$ 6,978,100
Capital Facilities Fund-Furniture, Fixtures, and Equipment Projects.....	189,725
TOTAL	\$ 7,167,825

Program: Higher Education

Capital Facilities Fund-Public Improvement Projects

Building, Infrastructure, and Site Improvements including Land Acquisition

State-Related Universities

University of Pittsburgh, Allegheny County.....	\$ 3,170,000
Pennsylvania State University, Blair County.....	25,000
Pennsylvania State University, Centre County	990,700
Pennsylvania State University, Dauphin County	55,000
Pennsylvania State University, Huntingdon County	5,000
Pennsylvania State University, Statewide	60,000
Temple University, Philadelphia County	1,055,000
Lincoln University, Chester County.....	477,500
Thaddeus Stevens College of Technology, Lancaster County.....	294,900

State System of Higher Education

Commonwealth University, Lock Haven, Clinton County	\$ 20,000
Commonwealth University, Bloomsburg, Columbia County	120,000
Commonwealth University, Mansfield, Tioga County	20,000
PennWest University, Clarion, Clarion County	44,000
PennWest University, Edinboro, Erie County	63,000
PennWest University, California, Washington County.....	45,000
Kutztown University, Berks County.....	45,000
Slippery Rock University, Butler County	90,000
West Chester University, Chester County	40,000
Cheyney University, Chester and Delaware Counties.....	33,000
Shippensburg University, Cumberland County.....	45,000
Indiana University, Indiana County	60,000
Millersville University, Lancaster County	170,000
East Stroudsburg University, Monroe County.....	50,000

Capital Facilities Fund-Furniture, Fixtures, and Equipment Projects

Furniture, Fixtures, and Equipment

State-Related Universities

Pennsylvania State University, Blair County.....	\$ 2,500
Pennsylvania State University, Centre County	59,050
Pennsylvania State University, Huntingdon County	1,000
Lincoln University, Chester County.....	74,375
Thaddeus Stevens College of Technology, Lancaster County.....	21,000

State System of Higher Education

Commonwealth University, Lock Haven, Clinton County	\$ 7,100
PennWest University, Edinboro, Erie County	1,500
Kutztown University, Berks County.....	5,000
West Chester University, Chester County	4,000

Capital Budget

Cheyney University, Chester and Delaware Counties.....	4,100
Indiana University, Indiana County	6,800
Millersville University, Lancaster County	1,700
East Stroudsburg University, Monroe County.....	1,600
PROGRAM TOTAL	<u>\$ 7,167,825</u>

Emergency Management Agency

(Dollar Amounts in Thousands)

Summary of Recommended Project Itemization Amounts by Program and Source of Funds

	Project Cost
Program	
Emergency Management.....	\$ 106,000
Source of Funds	
Bond Issuances	
Capital Facilities Fund-Public Improvement Projects	\$ 106,000
Program: Emergency Management	
Capital Facilities Fund-Public Improvement Projects	
Building, Infrastructure, and Site Improvements including Land Acquisition	
Headquarters Building, Dauphin County.....	\$ 11,000
Special Operations Center, County to be determined	95,000
PROGRAM TOTAL	\$ 106,000

Environmental Protection

(Dollar Amounts in Thousands)

Summary of Recommended Project Itemization Amounts by Program and Source of Funds

	Project Cost
Program	
Environmental Protection and Management.....	\$ 239,970
Source of Funds	
Bond Issuances	
Capital Facilities Fund-Public Improvement Projects	\$ 230,070
Capital Facilities Fund-Flood Control Projects.....	9,900
TOTAL.....	<u>\$ 239,970</u>
Program: Environmental Protection and Management	
Capital Facilities Fund-Public Improvement Projects	
Building, Infrastructure, and Site Improvements including Land Acquisition	
New Laboratory, County to be determined	\$ 45,500
Flood Protection and Waterway Improvement	
Pitcairn Borough, Allegheny County	\$ 4,000
Northern Cambria Borough, Cambria County.....	500
Wilmore Borough, Cambria County	2,000
Avery Coal Mine, Centre County	540
Baumgardner Coal Mine, Centre County.....	825
Hamilton Mines, Clearfield County.....	3,830
Sky Haven Mine, Clearfield County	325
Stinky Run, Clearfield County	9,000
Avery Coal Mine, Clinton County	1,100
Isabella Mine, Fayette County	15,000
Weisner Hollow Slurry Dam, Jefferson County.....	22,000
Meadow Brook, Lackawanna County	5,000
Hull Creek, Lackawanna County.....	400
Sulfur Run, Luzerne County.....	3,000
Grafius Run, Lycoming County	1,000
Port Allegany Borough, McKean County	7,000
Flat Rock Dam, Philadelphia County	15,000
Auburn Dam, Schuylkill County	58,000
Louder Mine, Washington County.....	2,420
Banning #4 and Euclid Mine, Westmoreland County	22,000
Northmont and Greensburg City, Westmoreland County	6,000
Brush Creek, Westmoreland County	2,000
Mine Reclamation	
Brockway Clay Mine, Jefferson County	\$ 1,210
Twenty First Centuramics Mine, McKean County.....	2,420
Capital Facilities Fund-Flood Control Projects	
Dam Rehabilitation	
Core Creek Dam, Bucks County	\$ 3,300
Thatcher Run and Rainbow Dams, Crawford County.....	1,850
Kintz Creek Dam, Pike County	850
Hamilton Dam, Tioga County.....	3,900
PROGRAM TOTAL	<u><u>\$ 239,970</u></u>

Executive Offices

(Dollar Amounts in Thousands)

Summary of Recommended Project Itemization Amounts by Program and Source of Funds

	Project Cost
Program	
Executive Direction	\$ 8,750
Source of Funds	
Bond Issuances	
Capital Facilities Fund-Public Improvement Projects	\$ 8,750
Program: Executive Direction	
Capital Facilities Fund-Public Improvement Projects	
Commonwealth Technology Center, Dauphin County	
Replacement of building systems mechanical, electrical, and plumbing equipment.....	\$ 8,750
PROGRAM TOTAL	\$ 8,750

Fish and Boat Commission

(Dollar Amounts in Thousands)

Summary of Recommended Project Itemization Amounts by Program and Source of Funds

	Project Cost
Program	
Recreational Fishing and Boating	\$ 173,000
Source of Funds	
Bond Issuances	
Capital Facilities Fund-Public Improvement Projects	\$ 173,000 ^a
Program: Recreational Fishing and Boating	
Capital Facilities Fund-Public Improvement Projects	
Hatchery and Fish Collection Facility Upgrades	
Bellefonte State Fish Hatchery, Centre County	\$ 2,500
Benner Spring State Fish Hatchery, Centre County	2,500
Pleasant Gap State Fish Hatchery, Centre County	7,500
Tylersville State Fish Hatchery, Clinton County	8,000
Huntsdale State Fish Hatchery, Cumberland County	32,500
Lake Erie State Fish Hatchery, Erie County	25,000
Trout Run Steel Head Collection Facility, Erie County	5,000
Union City State Fish Hatchery, Erie County	2,500
Tionesta State Fish Hatchery, Forest County	2,500
Oswayo City State Fish Hatchery, Potter County	6,500
Pleasant Mount State Fish Hatchery, Wayne County	9,500
Bridge Repair, Replacement, and Removal	
Bellefonte State Fish Hatchery, Centre County	\$ 1,600
Benner Spring State Fish Hatchery, Centre County	3,400
Spring Creek Canyon Trail, Centre County	5,500
Childrens Lake, Cumberland County	800
Minsi Lake, Northampton County	5,200
Pleasant Mount State Fish Hatchery, Wayne County	5,500
Sandy Creek, Venango County	1,000
Dam Rehabilitation	
Kahle Lake, Clarion and Venango Counties	\$ 2,000
Cloe Lake, Jefferson County	8,500
Fords Lake, Lackawanna County	2,000
Harris Pond, Luzerne County	2,000
Hunters Lake, Sullivan County	1,500
Marina Use and Access Upgrades	
North East Marina, Erie County	\$ 18,000
Walnut Creek Marina, Erie County	12,000
PROGRAM TOTAL	\$ 173,000

^a The commission may cover the cost of these project itemizations through available budgeted funding within the Fish and Boat Funds.

General Services

(Dollar Amounts in Thousands)

Summary of Recommended Project Itemization Amounts by Program and Source of Funds

	Project Cost
Program	
Facility, Property, and Commodity Management.....	\$ 495,000
Source of Funds	
Bond Issuances	
Capital Facilities Fund-Public Improvement Projects	\$ 495,000
Program: Facility, Property, and Commodity Management	
Capital Facilities Fund-Public Improvement Projects	
Construction of Pedestrian Bridges	
Pedestrian Bridges, Dauphin County.....	\$ 45,000
Building, Infrastructure, and Site Improvements including Land Acquisition	
Warehouse and Fleet Garage, County to be determined	\$ 200,000
Statewide Projects	
Renovations, alterations, construction, site improvements, infrastructure upgrades and land acquisition for Department of General Services owned buildings	\$ 200,000
Solar panel and electric vehicle charging stations at Commonwealth facilities. Includes land acquisition, design, construction, site improvement, and utility work	10,000
Professional services for the development of agency facility strategic master plans and capital planning	40,000
PROGRAM TOTAL	\$ 495,000

Health

(Dollar Amounts in Thousands)

Summary of Recommended Project Itemization Amounts by Program and Source of Funds

	Project Cost
Program	
Health Support Services	\$ <u>30,500</u>
Source of Funds	
Bond Issuance	
Capital Facilities Fund-Public Improvement Projects	\$ <u>30,500</u>
Program: Health Support Services	
Capital Facilities Fund-Public Improvement Projects	
New Laboratory, Dauphin County	
Construction, site improvements, infrastructure upgrades, and land acquisition	\$ 30,500
PROGRAM TOTAL	\$ <u>30,500</u>

Historical and Museum Commission

(Dollar Amounts in Thousands)

Summary of Recommended Project Itemization Amounts by Program and Source of Funds

	Project Cost
Program	
State History.....	\$ 206,500
Source of Funds	
Bond Issuances	
Capital Facilities Fund-Public Improvement Projects	\$ 181,500
Capital Facilities Fund-Furniture, Fixtures, and Equipment Projects.....	25,000
TOTAL	\$ 206,500
Program: State History	
Capital Facilities Fund-Public Improvement Projects	
Building, Infrastructure, and Site Improvements	
Fort Pitt, Allegheny County	\$ 1,000
Conrad Weiser Homestead, Berks County	5,000
Daniel Boone Homestead, Berks County	10,000
Pennsbury Manor, Bucks County	10,000
Eckley Miners Village, Carbon County.....	10,000
Pennsylvania Military Museum, Centre County	10,000
State Museum of Pennsylvania, Dauphin County	20,000
State Archives, Dauphin County	4,000
Anthracite Heritage Museum, Lackawanna County.....	10,000
Landis Valley Village and Farm Museum, Lancaster County	10,000
Cornwall Iron Furnace, Lebanon County	5,000
Hope Lodge, Montgomery County	5,000
Joseph Priestley House, Northumberland County	1,000
Pennsylvania Lumber Museum, Potter County	5,000
Somerset Historical Center, Somerset County	3,000
Drake Well Museum, Venango County.....	10,000
Bushy Run Battlefield, Westmoreland County.....	7,000
Exhibit Upgrades	
Old Economy Village, Beaver County.....	\$ 2,000
Conrad Weiser Homestead, Berks County.....	1,500
State Museum of Pennsylvania, Dauphin County	30,000
Railroad Museum of Pennsylvania, Lancaster County	2,000
Cornwall Iron Furnace, Lebanon County	2,000
Somerset Historical Center, Somerset County	1,000
Bushy Run Battlefield, Westmoreland County.....	2,000
Statewide Historic Sites	
Renovations, alterations, and site upgrades for maintenance, code, and energy improvements	\$ 15,000
Capital Facilities Fund-Furniture, Fixtures, and Equipment Projects	
Furniture, Fixtures, and Equipment	
State Museum of Pennsylvania, Dauphin County	\$ 15,000
State Archives, Dauphin County	8,000
Landis Valley Village and Farm Museum, Lancaster County	2,000
PROGRAM TOTAL	\$ 206,500

Human Services

(Dollar Amounts in Thousands)

Summary of Recommended Project Itemization Amounts by Program and Source of Funds

	Project Cost
Programs	
Mental Health and Substance Abuse Services.....	\$ 397,000
Intellectual Disabilities/Autism.....	45,000
Human Services.....	145,000
TOTAL	\$ 587,000
Source of Funds	
Bond Issuances	
Capital Facilities Fund-Public Improvement Projects	\$ 570,000
Capital Facilities Fund-Furniture, Fixtures, and Equipment Projects.....	17,000
TOTAL	\$ 587,000
Program: Mental Health and Substance Abuse Services	
Capital Facilities Fund-Public Improvement Projects	
Building, Infrastructure, and Site Improvements including Land Acquisition	
Wernersville State Hospital, Berks County	\$ 20,000
South Mountain Restoration Center, Franklin County	20,000
Clarks Summit State Hospital, Lackawanna County	20,000
Norristown State Hospital, Montgomery County	270,000
Danville State Hospital, Montour County	20,000
Warren State Hospital, Warren County.....	20,000
Torrance State Hospital, Westmoreland County	20,000
Capital Facilities Fund-Furniture, Fixtures, and Equipment Projects	
Furniture, Fixtures, and Equipment	
Norristown State Hospital, Montgomery County	\$ 7,000
PROGRAM TOTAL	\$ 397,000
Program: Intellectual Disabilities/Autism	
Capital Facilities Fund-Public Improvement Projects	
Building, Infrastructure, and Site Improvements including Land Acquisition	
Ebensburg Center, Cambria County	\$ 20,000
Selinsgrove Center, Snyder County.....	20,000
Capital Facilities Fund-Furniture, Fixtures, and Equipment Projects	
Furniture, Fixtures, and Equipment	
Selinsgrove Center, Snyder County.....	\$ 5,000
PROGRAM TOTAL	\$ 45,000
Program: Human Services	
Capital Facilities Fund-Public Improvement Projects	
Building, Infrastructure, and Site Improvements including Land Acquisition	
Western Secure Treatment Unit, Butler County	\$ 50,000
South Mountain Secure Treatment Unit, Franklin County	15,000
Youth Forestry Camp Trough Creek, Huntingdon County.....	15,000
North East Secure Treatment Unit, Luzerne County	10,000
South East Youth Development Center, Montgomery County	10,000

Capital Budget

North Central Secure Treatment Unit, Montour County.....	20,000
Loysville Youth Development Center, Perry County.....	20,000
Capital Facilities Fund-Furniture, Fixtures, and Equipment Projects	
Furniture, Fixtures, and Equipment	
South Mountain Secure Treatment Unit, Franklin County	\$ 5,000
PROGRAM TOTAL	<u>\$ 145,000</u>
PROGRAMS TOTAL	<u>\$ 587,000</u>

Military and Veterans Affairs

(Dollar Amounts in Thousands)

Summary of Recommended Project Itemization Amounts by Program and Source of Funds

	Project Cost
Programs	
State Military Readiness	\$ 1,306,000
Veterans Homes	144,400
Compensation and Assistance	21,000
TOTAL	\$ 1,471,400
Source of Funds	
Bond Issuances	
Capital Facilities Fund-Public Improvement Projects	\$ 1,415,400 ^a
Capital Facilities Fund-Furniture, Fixtures, and Equipment Projects.....	56,000 ^a
TOTAL	\$ 1,471,400
Program: State Military Readiness	
Capital Facilities Fund-Public Improvement Projects	
Building, Infrastructure, and Site Improvements	
Gettysburg Readiness Center, Adams County	\$ 20,000
Combined Support Maintenance Shop, Allegheny County	25,000
Pittsburgh Crane Readiness Center, Allegheny County	15,000
Ford City Readiness Center, Armstrong County	15,000
Beaver Falls Readiness Center, Beaver County	10,000
Berks County Readiness Centers, Berks County	10,000
Hollidaysburg Readiness Center, Blair County.....	27,000
Bucks County Readiness Centers, Bucks County	62,000
Butler Readiness Center, Butler County	25,000
Cambria County Readiness Centers, Cambria County	35,000
Lehighton Readiness Center, Carbon County	20,000
Centre County Readiness Centers, Centre County.....	12,000
State College Army and Air Readiness Center, Centre County	10,000
Chester County Readiness Centers, Chester County	25,000
Clearfield Readiness Center, Clearfield County	15,000
Lock Haven Readiness Center, Clinton County	19,000
Carlisle Readiness Center, Cumberland County	15,000
Dauphin County Readiness Centers, Dauphin County.....	60,000
Erie Readiness Center, Erie County	70,000
Fayette County Readiness Centers, Fayette County	20,000
Chambersburg Readiness Center, Franklin County	5,000
Indiana Readiness Center, Indiana County	12,000
Carbondale Readiness Center, Lackawanna County.....	15,000
Lackawanna County Readiness Center/Field Maintenance Shop, Lackawanna County.....	15,000
Scranton Maintenance Shop, Lackawanna County.....	10,000
Elizabethtown Readiness Center, Lancaster County	22,000
New Castle Readiness Center, Lawrence County.....	65,000
Fort Indiantown Gap, Lebanon County	140,000
Allentown Readiness Center, Lehigh County	70,000
Luzerne County Readiness Centers, Luzerne County	75,000
Williamsport Readiness Center, Lycoming County.....	15,000
Mercer County Readiness Centers, Mercer County	30,000
Montgomery County Readiness Centers, Montgomery County	25,000
Danville Field Maintenance Building, Montour County	5,000
Easton Readiness Center, Northampton County.....	20,000
Philadelphia County Readiness Centers, Philadelphia County	30,000

Schuylkill Readiness Center, Schuylkill County	20,000
Friedens Readiness Center, Somerset County	10,000
Washington County Readiness Centers, Washington County	17,000
Honesdale Readiness Center, Wayne County	5,000
Westmoreland County Readiness Centers, Westmoreland County	55,000
York County Readiness Centers, York County	10,000

Acquisition of Land or Facilities for New Readiness Centers

Cambria Readiness Center, Cambria County	\$ 5,000
Lehigh County Readiness Center, Lehigh County	10,000
Central Pennsylvania Readiness Center, County to be determined	10,000
Northeastern Pennsylvania Readiness Center, County to be determined	2,000
Southeastern Pennsylvania Readiness Center, County to be determined	30,000

Fort Indiantown Gap, Lebanon County

Acquisition of Properties for Training and Installation Activities	\$ 8,000
Purchase in-holdings for Joint Land Use Agreements/Army Compatible Use Buffers	8,000

Capital Facilities Fund-Furniture, Fixtures, and Equipment Projects

Furniture, Fixtures, and Equipment

Gettysburg Readiness Center, Adams County	\$ 1,000
Combined Support Maintenance Shop, Allegheny County	1,000
Pittsburgh Crane Readiness Center, Allegheny County	1,000
Ford City Readiness Center, Armstrong County	1,000
Beaver Falls Readiness Center, Beaver County	1,000
Berks County Readiness Centers, Berks County	1,000
Holidaysburg Readiness Center, Blair County	1,000
Bucks County Readiness Centers, Bucks County	5,000
Butler Readiness Center, Butler County	1,000
Cambria County Readiness Centers, Cambria County	1,000
Lehigh County Readiness Center, Carbon County	1,000
Centre County Readiness Centers, Centre County	1,000
State College Army and Air Readiness Center, Centre County	1,000
Chester County Readiness Centers, Chester County	3,000
Clearfield Readiness Center, Clearfield County	1,000
Lock Haven Readiness Center, Clinton County	1,000
Carlisle Readiness Center, Cumberland County	1,000
Dauphin County Readiness Centers, Dauphin County	1,000
Erie Readiness Center, Erie County	1,000
Fayette County Readiness Centers, Fayette County	2,000
Chambersburg Readiness Center, Franklin County	1,000
Indiana Readiness Center, Indiana County	1,000
Carbondale Readiness Center, Lackawanna County	1,000
Lackawanna County Readiness Center/Field Maintenance Shop, Lackawanna County	1,000
Scranton Maintenance Shop, Lackawanna County	1,000
Elizabethtown Readiness Center, Lancaster County	1,000
New Castle Readiness Center, Lawrence County	1,000
Fort Indiantown Gap, Lebanon County	3,000
Allentown Readiness Center, Lehigh County	1,000
Luzerne County Readiness Centers, Luzerne County	2,000
Williamsport Readiness Center, Lycoming County	1,000
Mercer County Readiness Centers, Mercer County	1,000
Montgomery County Readiness Centers, Montgomery County	1,000
Danville Field Maintenance Building, Montour County	1,000
Easton Readiness Center, Northampton County	1,000
Philadelphia County Readiness Centers, Philadelphia County	1,000

Schuylkill Readiness Center, Schuylkill County.....	1,000
Friedens Readiness Center, Somerset County	1,000
Washington Readiness Center, Washington County.....	1,000
Honesdale Readiness Center, Wayne County	1,000
Westmoreland County Readiness Centers, Westmoreland County.....	1,000
York County Readiness Centers, York County.....	1,000
PROGRAM TOTAL	\$ 1,306,000

Program: Veterans Homes

Capital Facilities Fund-Public Improvement Projects

Southeastern Veterans Center, Spring City, Chester County

New Community Living Center	\$ 14,400
-----------------------------------	-----------

Veterans Homes, Statewide

Building, Infrastructure, and Site Improvements including Feasibility Studies	\$ 126,000
---	------------

Capital Facilities Fund-Furniture, Fixtures, and Equipment Projects

Furniture, Fixtures, and Equipment

Southeastern Veterans Center, Spring City, Chester County	\$ 1,000
---	----------

Veterans Homes, Statewide	3,000
---------------------------------	-------

PROGRAM TOTAL	\$ 144,400
----------------------------	-------------------

Program: Compensation and Assistance

Capital Facilities Fund-Public Improvement Projects

Veterans Outreach Centers, Statewide

Provide services in areas that have demonstrated the greatest need.....	\$ 21,000
---	-----------

PROGRAMS TOTAL	\$ 1,471,400
-----------------------------	---------------------

^a Project costs reflect estimated state bond funds only. Federal funds will augment as agreed to through a federal letter of commitment.

State Police

(Dollar Amounts in Thousands)

Summary of Recommended Project Itemization Amounts by Program and Source of Funds

	Project Cost
Program	
Public Protection and Law Enforcement	\$ 498,500
Source of Funds	
Bond Issuances	
Capital Facilities Fund-Public Improvement Projects	\$ 498,500
Program: Public Protection and Law Enforcement	
Capital Facilities Fund-Public Improvement Projects	
Building, Infrastructure, and Site Improvements including Land Acquisition	
State Police Academy, Dauphin County	\$ 163,000
Regional Forensic Laboratory, County to be determined	90,500
Statewide Projects	245,000
PROGRAM TOTAL	\$ 498,500

Transportation

(Dollar Amounts in Thousands)

Summary of Recommended Project Itemization Amounts by Program and Source of Funds

	Project Cost
Programs	
Transportation Support Services	\$ 3,000
Highways and Bridges	7,176,361
Multimodal Transportation	1,300,000
Driver and Vehicle Services	112,000
TOTAL	<u>\$ 8,591,361</u>
Source of Funds	
Bond Issuances	
Capital Facilities Fund-Public Improvement Projects	\$ 2,420,859 ^a
Capital Facilities Fund-Transportation Assistance Projects	1,300,000
Subtotal General Obligation Bond Issues	<u>\$ 3,720,859</u>
Current Revenues	
Motor License Fund	\$ 4,870,502 ^b
TOTAL	<u>\$ 8,591,361</u>
Program: Transportation Support Services	
Capital Facilities Fund-Public Improvement Projects	
Building, Infrastructure, and Site Improvements	
Keystone Building, Dauphin County	\$ 3,000
Program: Highways and Bridges	
Capital Facilities Fund-Public Improvement Projects	
Building, Infrastructure, and Site Improvements including Land Acquisition	
Projects include district offices, maintenance facility offices, stockpile facilities, winter material storage buildings, general storage buildings, weigh stations, welcome centers, and roadside rests, as well as a fleet management maintenance facility, a regional traffic management center, a materials testing laboratory, a sign shop, and a parking garage.	
Adams County.....	\$ 20,200
Allegheny County	151,675
Armstrong County	19,050
Beaver County	13,450
Bedford County	13,575
Berks County.....	32,275
Blair County.....	59,155
Bradford County	41,425
Bucks County	43,250
Butler County	21,730
Cambria County	25,425
Cameron County	21,825
Carbon County	49,125
Chester County	38,250
Clarion County	25,238
Clearfield County.....	14,000
Clinton County.....	22,500
Columbia County.....	13,500
Crawford County	6,175
Cumberland County	13,000
Dauphin County	83,700
Delaware County.....	60,120

Capital Budget

Elk County	36,500
Erie County	57,638
Fayette County	41,425
Forest County	5,500
Franklin County	24,625
Fulton County	32,575
Greene County	37,100
Huntingdon County	9,770
Indiana County	43,313
Jefferson County	27,350
Juniata County	26,750
Lackawanna County	51,020
Lancaster County	39,400
Lawrence County	25,275
Lebanon County	16,925
Lehigh County	42,525
Luzerne County	21,000
Lycoming County	48,325
McKean County	23,125
Mercer County	29,000
Mifflin County	14,525
Monroe County	46,550
Montgomery County	121,780
Montour County	21,800
Northampton County	37,925
Northumberland County	23,425
Perry County	52,800
Philadelphia County	20,200
Pike County	46,800
Potter County	4,900
Schuylkill County	31,850
Snyder County	48,500
Somerset County	17,500
Sullivan County	24,000
Susquehanna County	51,650
Tioga County	31,325
Union County	44,000
Venango County	50,830
Warren County	22,925
Washington County	25,400
Wayne County	10,600
Westmoreland County	11,200
Wyoming County	24,040
York County	33,550
Statewide	60,000

Current Revenues

Motor License Fund

Highway and Bridge Construction and Reconstruction

Adams County	\$	52,690
Allegheny County		106,186
Beaver County		6,185
Bedford County		41,267
Berks County		57,722
Blair County		70,138

Capital Budget

Bradford County	5,487
Bucks County	2,946
Butler County	10,916
Cambria County	74,616
Cameron County	32,730
Carbon County	24,640
Centre County	76,745
Clearfield County	36,665
Clinton County	179,865
Columbia County	5,988
Crawford County	11,691
Cumberland County	1,282,428
Dauphin County	515,627
Elk County	43,115
Erie County	106,849
Fayette County	8,500
Forest County	3,458
Franklin County	960,171
Fulton County	25,602
Greene County	1,350
Huntingdon County	29,087
Indiana County	1,190
Juniata County	85,865
Lackawanna County	15,363
Lancaster County	91,065
Lawrence County	9,720
Lebanon County	151,590
Lehigh County	51,322
Luzerne County	143,543
Lycoming County	39,704
McKean County	26,350
Mercer County	47,130
Mifflin County	55,044
Monroe County	2,850
Montour County	3,061
Northampton County	8,727
Northumberland County	3,155
Perry County	48,054
Philadelphia County	31,500
Pike County	5,701
Potter County	10,330
Schuylkill County	987
Snyder County	8,121
Somerset County	59,201
Sullivan County	230
Susquehanna County	21,503
Tioga County	24,963
Venango County	4,720
Warren County	4,324
Washington County	5,425
Wayne County	14,178
Westmoreland County	9,450
Wyoming County	4,845
York County	108,627
PROGRAM TOTAL	<u>\$ 7,176,361</u>

Program: Multimodal Transportation

Capital Facilities Fund-Transportation Assistance Projects

Pittsburgh Regional Transit, Allegheny County	\$	200,000
Southeastern Pennsylvania Transportation Authority, Bucks, Chester, Delaware, Montgomery, and Philadelphia Counties		1,100,000
PROGRAM TOTAL	\$	1,300,000

Program: Driver and Vehicle Services

Capital Facilities Fund-Public Improvement Projects

Driver Licensing Center Infrastructure and Site Improvements

Allegheny County	\$	8,000
Cambria County		8,000
Centre County		8,000
Crawford County		8,000
Fayette County		8,000
Lawrence County		8,000
Lebanon County		8,000
Mercer County		8,000
Mifflin County		8,000
Schuylkill County		8,000
Snyder County		8,000
Somerset County		8,000
Venango County		8,000
Warren County		8,000
PROGRAM TOTAL	\$	112,000

PROGRAMS TOTAL **\$ 8,591,361**

^a The department may cover the cost of these project itemizations through available budgeted funding within the Motor License Fund.

^b Motor License Fund includes various dedicated unrestricted, restricted, and augmentation revenues, as well as federal funds.

– THIS PAGE INTENTIONALLY LEFT BLANK –



Commonwealth of Pennsylvania

Governor’s Executive Budget

PUBLIC DEBT

This section presents data on the debt obligations of the Commonwealth. Debt financing is used by the Commonwealth to finance its capital programs, finance voter-approved bond referendums, and fund certain disaster relief programs. Most long-term financing by the Commonwealth is provided by the issuance of general obligation debt. Appropriation-backed debt has been used in limited instances for capital purposes. Data on such debt is included in this presentation only in the calculation of the debt ratios shown.

The Pennsylvania Constitution permits debt to be issued for (i) capital projects in approved capital budgets; (ii) purposes approved by voter referendum; and (iii) response to disasters. The following items are guidelines the Commonwealth follows in executing its capital and other debt financing activities:

- Referenda to authorize additional debt should be submitted to the voters only for critical needs when sufficient other resources are not available.
- The general obligation pledge of the Commonwealth is the preferred source of security for Commonwealth debt.
- A moral obligation pledge of the Commonwealth should not be given beyond those already given.
- Revenue pledges are to be used only by independent agencies and authorities that cannot pledge the Commonwealth’s general obligation.
- Lease revenue debt should be used only when budgetary restraints prohibit current revenue funding for assets that are infrequently obtained and do not meet capital project definitions.
- Debt should be structured to mature within the useful life of the projects being financed.
- All long-term financing should be sold by competitive bid.
- Short-term borrowing should not comprise a majority of outstanding debt.
- Debt service paid by the General Fund should be maintained at or below 5 percent of annual revenues.
- General obligation debt and lease rental debt per capita should be maintained at or below \$1,750 per person.
- General obligation debt and lease rental debt as a percentage of personal income should be maintained at or below 2 percent.
- Capital projects addressing health, safety, and public protection receive top priority for activation. New construction projects have the lowest priority.
- Highway capital projects should be funded from current revenues of the Motor License Fund.

Five-Year General Obligation Rating History

	Fitch	Moody's	S&P
July-2019	AA-	Aa3	A+
September-2020	AA-	Aa3	A+
April-2022	AA-	Aa3	A+
September/November-2023	AA	Aa3	A+

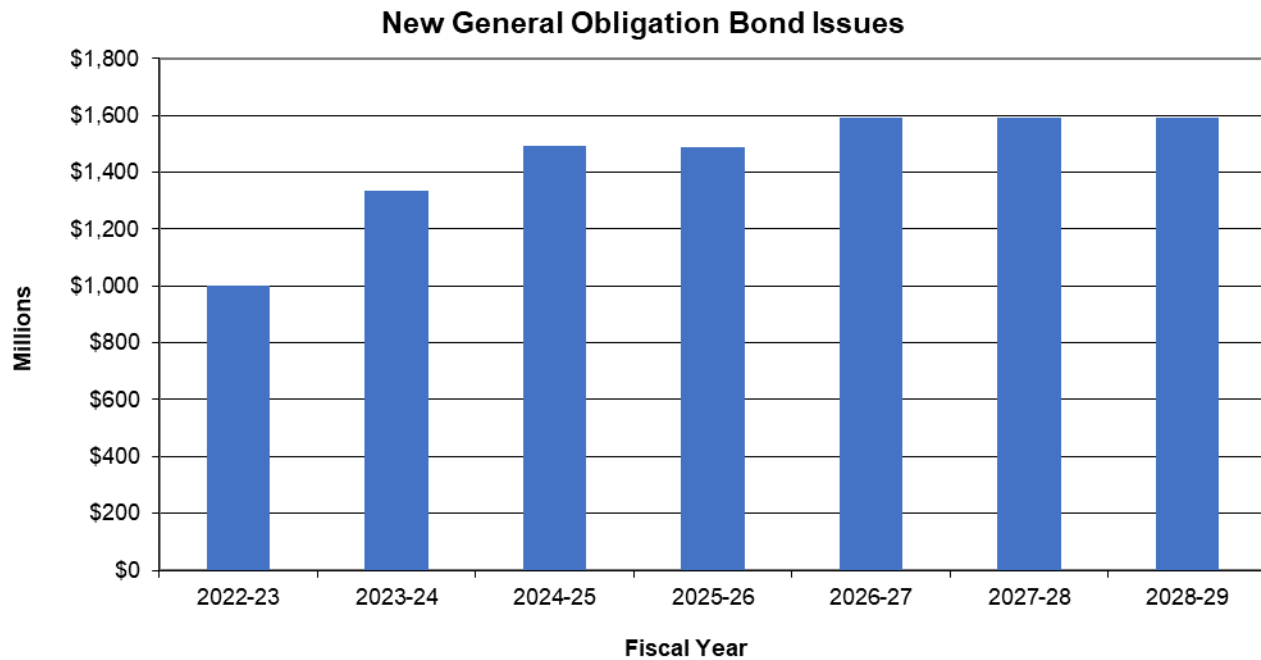
Debt Authorized, Issued, and Outstanding

The following statement reflects the debt of the Commonwealth as of December 31, 2023. The table below does not include bond categories that have zero remaining authorization and that have all such category bonds retired. The constitution permits capital budget debt to be issued without voter approval but subject to a debt limit. Except for debt issued for disaster recovery purposes, all other debt requires voter approval.

	(Dollar Amounts in Thousands)		
	Total Debt Authorized	Total Original Debt Issued	Debt Outstanding
Debt Subject to Constitutional Limit			
Capital Budget	\$ 203,818,595	\$ 30,740,955	\$ 7,084,411
Capital Budget Refunding Bonds Outstanding.....	-	-	3,201,200
Less: Capital Debt Fund Balance	-	-	(93)
SUBTOTAL.....	\$ 203,818,595	\$ 30,740,955	\$ 10,285,518
Debt Not Subject to Constitutional Limit - Voter Approved and Disaster			
Disaster Relief.....	\$ 192,708	\$ 170,800	\$ -
Disaster Relief 1996.....	110,000	26,000	-
Economic Revitalization	190,000	176,000	-
Land and Water Development.....	500,000	499,700	-
Vietnam Veterans' Compensation	65,000	62,000	-
Volunteer Companies Loan.....	100,000	50,000	-
Water Facilities - 1981 Referendum	300,000	288,500	-
PENNVEST- 1992 Referendum	350,000	334,000	-
PENNVEST- 2008 Referendum	400,000	400,000	31,155
Local Criminal Justice	200,000	197,000	-
Nursing Home Loans	100,000	69,000	-
Water Supply and Wastewater Infrastructure	250,000	250,000	21,685
Growing Greener	625,000	625,000	81,554
Persian Gulf Conflict Veterans' Compensation	20,000	7,000	-
Refunding Bonds Outstanding.....	-	-	523,415
Less: Non-Capital Sinking Fund Balances.....	-	-	(33,741)
SUBTOTAL.....	\$ 3,402,708	\$ 3,155,000	\$ 624,068
TOTAL.....	\$ 207,221,303	\$ 33,895,955	\$ 10,909,586

General Obligation Bond Issues 2022-23 through 2028-29

This table shows the projected amount of general obligation bonds of the Commonwealth to be issued during the prior and current fiscal year and the subsequent five fiscal years based on current projects. Refunding bonds are not included in the data.



(Dollar Amounts in Thousands)

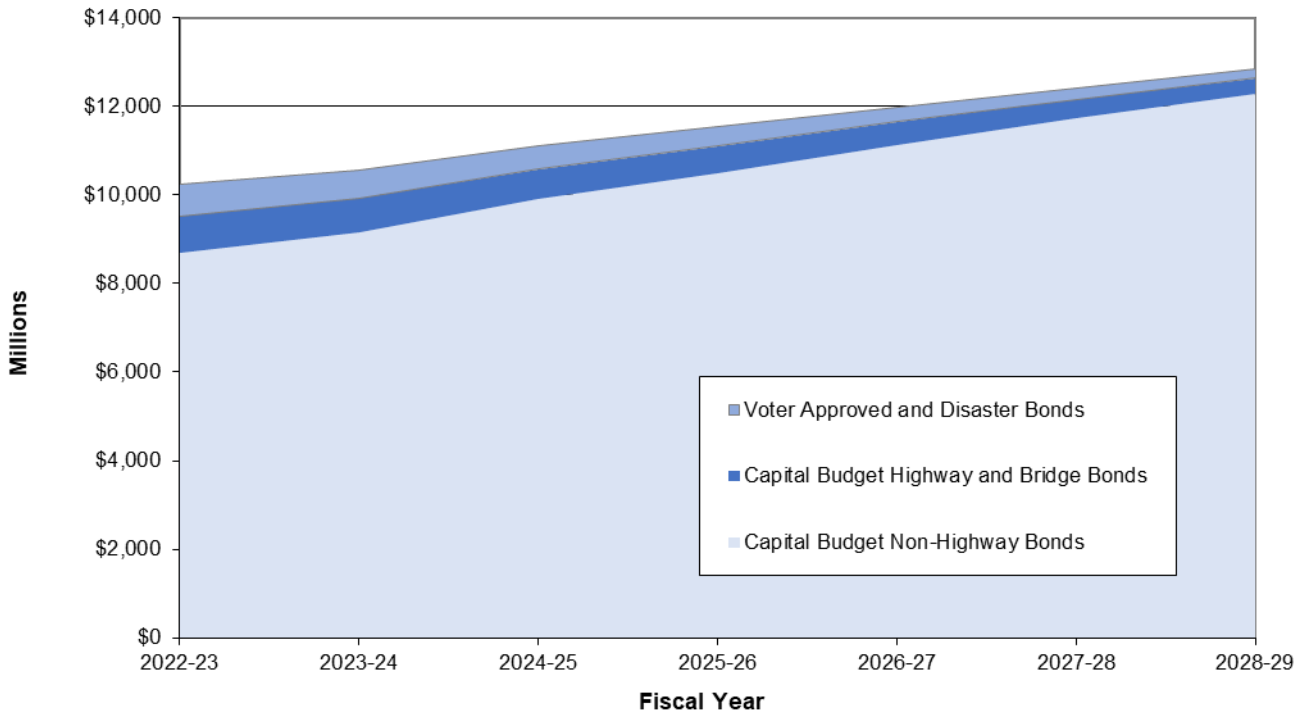
	2022-23	2023-24	2024-25	2025-26	2026-27	2027-28	2028-29
	Actual	Estimated	Budget	Estimated	Estimated	Estimated	Estimated
General Obligation Bond Issues							
Capital Budget							
Buildings and Structures	\$ 550,000	\$ 600,000	\$ 1,000,000	\$ 1,000,000	\$ 1,100,000	\$ 1,100,000	\$ 1,100,000
Furniture, Fixtures, and Equipment.....	-	10,000	20,000	15,000	15,000	15,000	15,000
Redevelopment Assistance..	275,000	375,000	300,000	300,000	300,000	300,000	300,000
Transportation Assistance....	175,000	350,000	175,000	175,000	175,000	175,000	175,000
Flood Control	-	-	-	5,000	-	5,000	-
SUBTOTAL..... ^a	\$ 1,000,000	\$ 1,335,000	\$ 1,495,000	\$ 1,495,000	\$ 1,590,000	\$ 1,595,000	\$ 1,590,000
Voter Approved and Disaster							
PENNVEST - 1992 & 2008 Referendum.....	\$ -	\$ -	\$ -	\$ -	\$ -	\$ -	\$ -
Water and Wastewater Referendum	-	-	-	-	-	-	-
Growing Greener Referendum	-	-	-	-	-	-	-
SUBTOTAL.....	\$ -	\$ -	\$ -	\$ -	\$ -	\$ -	\$ -
TOTAL..... ^a	\$ 1,000,000	\$ 1,335,000	\$ 1,495,000	\$ 1,495,000	\$ 1,590,000	\$ 1,595,000	\$ 1,590,000

^a Fiscal Year 2023-24 includes \$1.335 billion issuance from December 2023.

General Obligation Debt Outstanding 2022-23 through 2028-29

Outstanding debt of the Commonwealth is projected using the proposed bond issuance contained in this budget and encompasses all general obligation debt. Sinking fund balances are excluded. Only capital budget debt is subject to the constitutional debt limit [Article VIII, Section 7(a)(4)].

Projected Total Debt Outstanding
Fiscal Year End



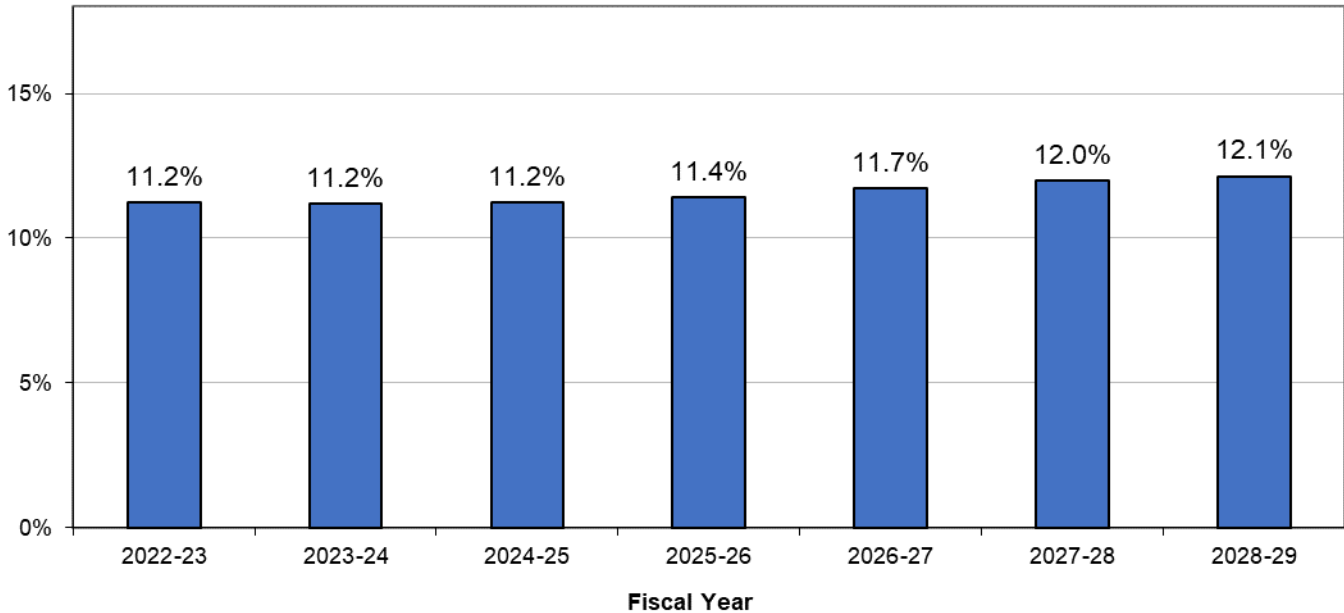
(Dollar Amounts in Thousands)

	2022-23 Actual	2023-24 Estimated	2024-25 Budget	2025-26 Estimated	2026-27 Estimated	2027-28 Estimated	2028-29 Estimated
Fiscal Year End Debt Outstanding							
Capital Budget Non-Highway Bonds	\$ 8,679,798	\$ 9,160,414	\$ 9,892,179	\$ 10,493,430	\$ 11,121,949	\$ 11,725,728	\$ 12,291,776
Capital Budget Highway and Bridge Bonds	837,782	763,507	688,580	610,218	524,265	433,829	346,163
Voter Approved and Disaster Bonds	718,991	627,694	533,602	433,908	338,002	259,173	195,256
TOTAL.....	\$ 10,236,571	\$ 10,551,615	\$ 11,114,361	\$ 11,537,556	\$ 11,984,216	\$ 12,418,730	\$ 12,833,195

Constitutional Debt Limit 2022-23 through 2028-29

The state constitution limits outstanding capital budget debt to 1.75 times the average tax revenues during the previous five fiscal years. Voter approved and disaster relief debt are not subject to the constitutional debt limit. The table and chart below present actual data for one fiscal year and current projections for six fiscal years.

Capital Budget Debt as a Percent of the Debt Limit



(Dollar Amounts in Thousands)

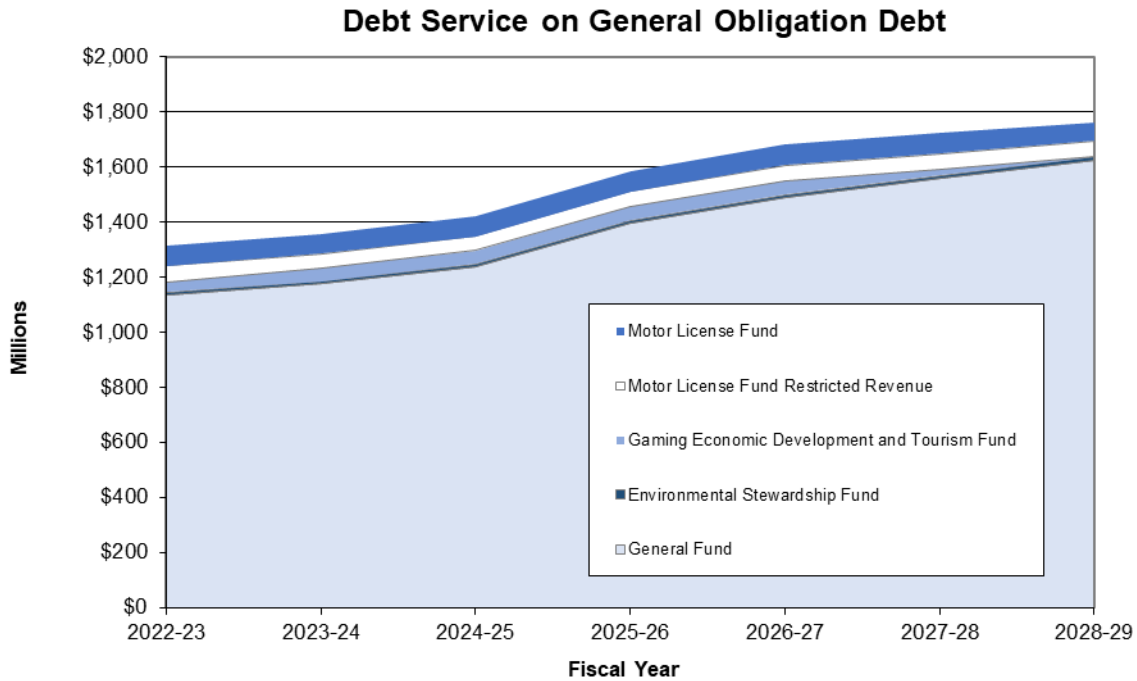
	2022-23 Actual	2023-24 Estimated	2024-25 Budget	2025-26 Estimated	2026-27 Estimated	2027-28 Estimated	2028-29 Estimated
Debt Limit Projection							
Outstanding Debt Beginning of Fiscal Year..... ^a	\$ 9,293,581	\$ 9,510,380	\$ 9,916,721	\$ 10,573,558	\$ 11,096,447	\$ 11,639,013	\$ 12,152,356
Debt to be Issued..... ^b	1,000,000	2,025,970	1,495,000	1,495,000	1,590,000	1,595,000	1,590,000
Debt to be Retired...	(783,201)	(1,619,629)	(838,163)	(972,111)	(1,047,434)	(1,081,657)	(1,111,618)
Outstanding Debt End of Fiscal Year..... ^a	<u>\$ 9,510,380</u>	<u>\$ 9,916,721</u>	<u>\$ 10,573,558</u>	<u>\$ 11,096,447</u>	<u>\$ 11,639,013</u>	<u>\$ 12,152,356</u>	<u>\$ 12,630,738</u>
Capital Budget Debt as a percent of Debt Limit.....	11.2%	11.2%	11.2%	11.4%	11.7%	12.0%	12.1%
Calculation of Debt Limit:							
Average Tax Revenues							
Previous Five Years	<u>\$ 48,339,806</u>	<u>\$ 50,634,211</u>	<u>\$ 53,757,757</u>	<u>\$ 55,596,609</u>	<u>\$ 56,802,037</u>	<u>\$ 58,012,031</u>	<u>\$ 59,493,134</u>
Debt Limit (1.75 times revenues)	<u>\$ 84,594,660</u>	<u>\$ 88,609,869</u>	<u>\$ 94,076,075</u>	<u>\$ 97,294,066</u>	<u>\$ 99,403,564</u>	<u>\$ 101,521,055</u>	<u>\$ 104,112,985</u>

^a Actual year amount is net of June 30 Capital Debt Fund balance.

^b Fiscal year 2023-24 includes \$1.335 billion and \$691 million refunding of bonds already issued.

Debt Service on General Obligation Debt 2022-23 through 2028-29

This table shows the estimated net debt service payable by the Commonwealth on currently outstanding general obligation bonds and on projected general obligation bond issues.



(Dollar Amounts in Thousands)

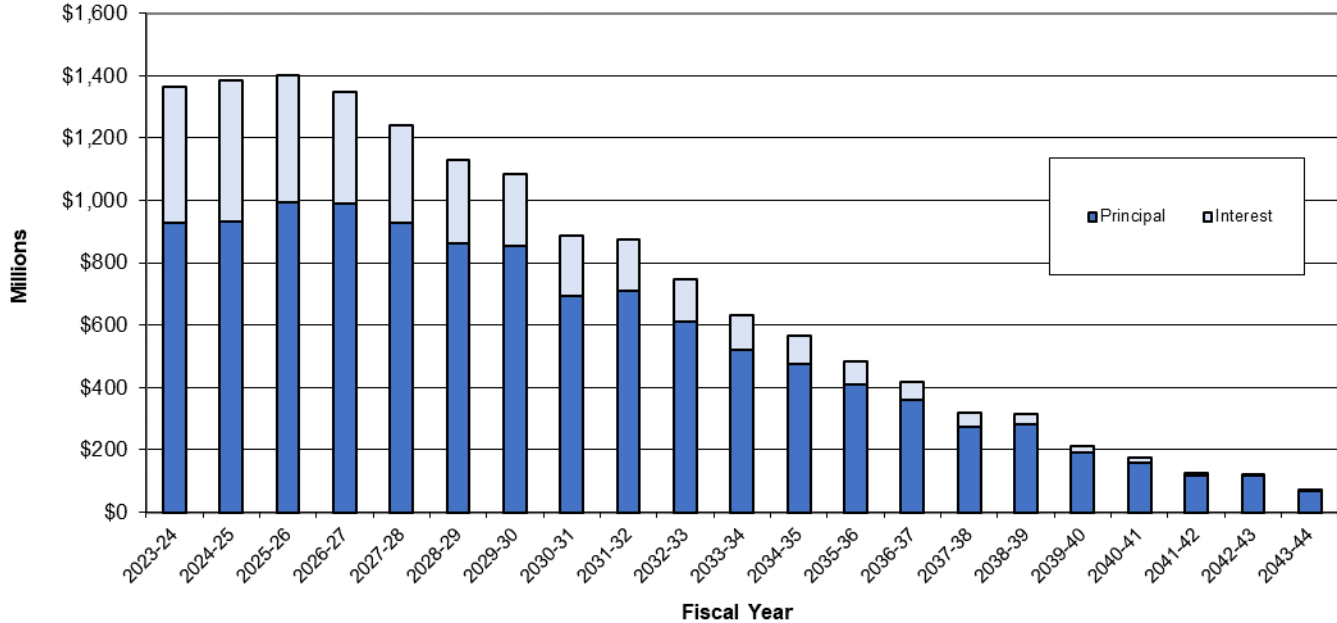
	2022-23 Actual	2023-24 Estimated	2024-25 Budget	2025-26 Estimated	2026-27 Estimated	2027-28 Estimated	2028-29 Estimated
General Fund							
Capital Budget Non-Highway	\$ 1,126,091	\$ 1,169,622	\$ 1,231,778	\$ 1,392,026	\$ 1,485,116	\$ 1,551,734	\$ 1,621,765
Voter Approved and Disaster	5,909	5,378	5,222	3,671	3,668	5,392	3,618
SUBTOTAL.....	\$ 1,132,000	\$ 1,175,000	\$ 1,237,000	\$ 1,395,697	\$ 1,488,784	\$ 1,557,126	\$ 1,625,383
Environmental Stewardship Fund							
Growing Greener II.....	\$ 12,317	\$ 10,211	\$ 9,944	\$ 10,001	\$ 10,637	\$ 10,684	\$ 10,738
Gaming Economic Development and Tourism Fund							
Pennsylvania Convention Center	\$ 38,000	\$ 48,000	\$ 50,000	\$ 51,000	\$ 51,000	\$ 24,087	\$ -
Motor License Fund ^a							
Capital Budget - Highways	\$ 35,825	\$ 35,873	\$ 35,920	\$ 35,942	\$ 37,706	\$ 37,832	\$ 37,942
Capital Budget	21,807	16,477	14,813	17,250	17,753	18,554	19,013
SUBTOTAL.....	\$ 57,632	\$ 52,350	\$ 50,733	\$ 53,192	\$ 55,459	\$ 56,386	\$ 56,955
Motor License Fund Restricted Revenue							
Capital Budget - Bridge	\$ 71,609	\$ 71,904	\$ 72,092	\$ 71,734	\$ 73,881	\$ 74,119	\$ 66,536
TOTAL.....	\$ 1,311,558	\$ 1,357,465	\$ 1,419,769	\$ 1,581,624	\$ 1,679,761	\$ 1,722,402	\$ 1,759,612

^a Build America Bond subsidies transferred to the Motor License Fund (not netted out).

Annual Debt Service on Outstanding General Obligation Bonds Bonds Issued as of December 31, 2023

Fiscal year principal and interest payments on general obligation bonds issued as of the end of calendar year 2023 are shown in the table below. Debt service on projected bond issues is excluded from this data.

**Principal and Interest on Outstanding Bonds
Issued as of December 31, 2023**



General Obligation Bond Annual Debt Service

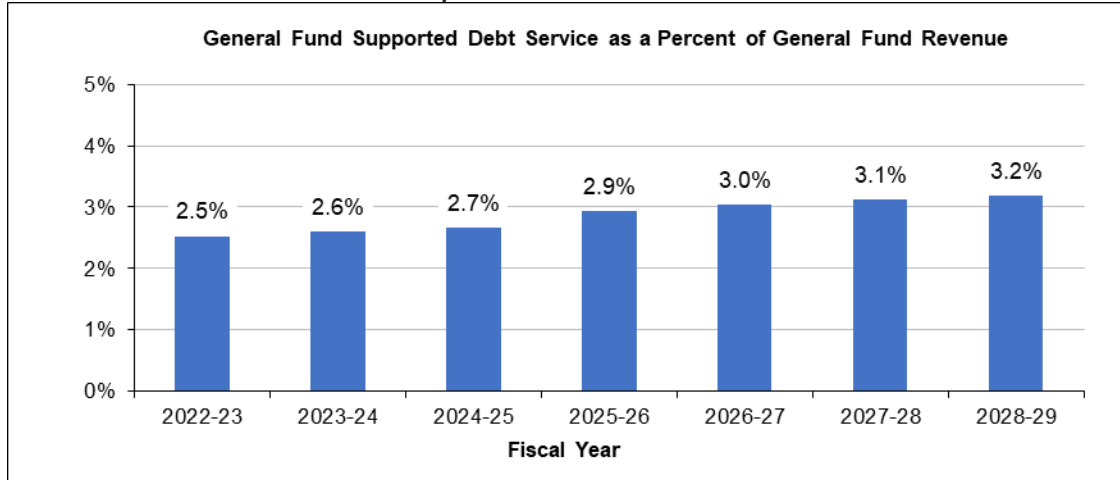
(Dollar Amounts in Thousands)

Fiscal Year	Capital Budget (Non-highway)			Capital Budget (Highway)			Voter Approved and Disaster			Grand Total
	Principal	Interest	Total	Principal	Interest	Total	Principal	Interest	Total	
2023-24	\$ 764,969	\$ 370,913	\$ 1,135,882	\$ 71,670	\$ 36,106	\$ 107,775	\$ 91,542	\$ 30,015	\$ 121,557	\$ 1,365,214
2024-25	763,235	394,592	1,157,827	74,928	33,083	108,011	94,093	26,801	120,893	1,386,731
2025-26	817,999	355,171	1,173,170	78,362	29,312	107,674	99,694	21,930	121,624	1,402,468
2026-27	810,231	315,121	1,125,352	85,953	25,632	111,585	95,906	17,032	112,938	1,349,875
2027-28	759,721	277,863	1,037,584	90,436	21,514	111,950	78,829	12,986	91,815	1,241,349
2028-29	711,952	241,246	953,198	87,666	16,811	104,477	63,917	9,519	73,436	1,131,111
2029-30	703,926	210,068	913,994	85,523	12,686	98,209	63,751	6,955	70,706	1,082,909
2030-31	602,625	181,086	783,711	53,070	9,490	62,560	36,460	4,592	41,052	887,323
2031-32	623,236	154,932	778,168	50,743	7,474	58,217	36,626	3,140	39,766	876,151
2032-33	546,285	128,997	675,282	43,428	5,520	48,947	20,608	2,004	22,612	746,841
2033-34	472,949	106,642	579,591	37,307	3,831	41,138	9,024	1,349	10,373	631,101
2034-35	429,719	87,078	516,797	37,109	2,322	39,431	7,053	964	8,017	564,245
2035-36	364,931	69,640	434,571	38,984	1,079	40,063	7,410	694	8,104	482,738
2036-37	356,000	55,709	411,709	-	-	-	4,955	469	5,424	417,133
2037-38	270,775	43,854	314,629	-	-	-	4,485	301	4,786	319,415
2038-39	279,800	33,143	312,943	-	-	-	3,415	135	3,550	316,492
2039-40	190,025	22,677	212,702	-	-	-	1,470	31	1,501	214,203
2040-41	158,255	15,928	174,183	-	-	-	-	-	-	174,183
2041-42	116,250	10,156	126,406	-	-	-	-	-	-	126,406
2042-43	116,250	5,225	121,475	-	-	-	-	-	-	121,475
2043-44	66,250	1,325	67,575	-	-	-	-	-	-	67,575

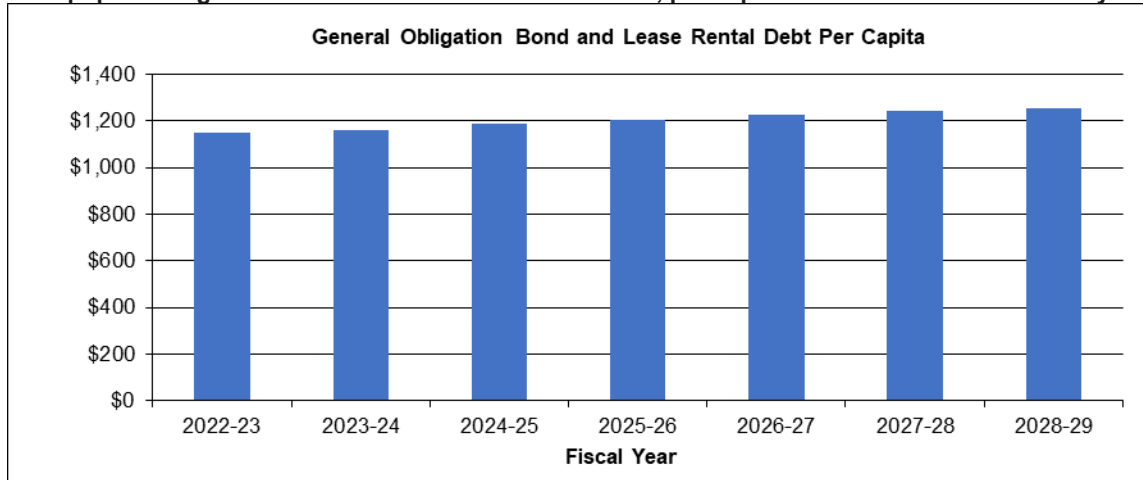
Trends in Debt Service and Debt Ratios 2022-23 through 2028-29

The charts portray projections for indicators of the cost of projected annual debt service and the burden of projected debt outstanding. Debt service and outstanding debt includes general obligation debt and debt secured by lease rental payments or operating subsidies from various Commonwealth departments.

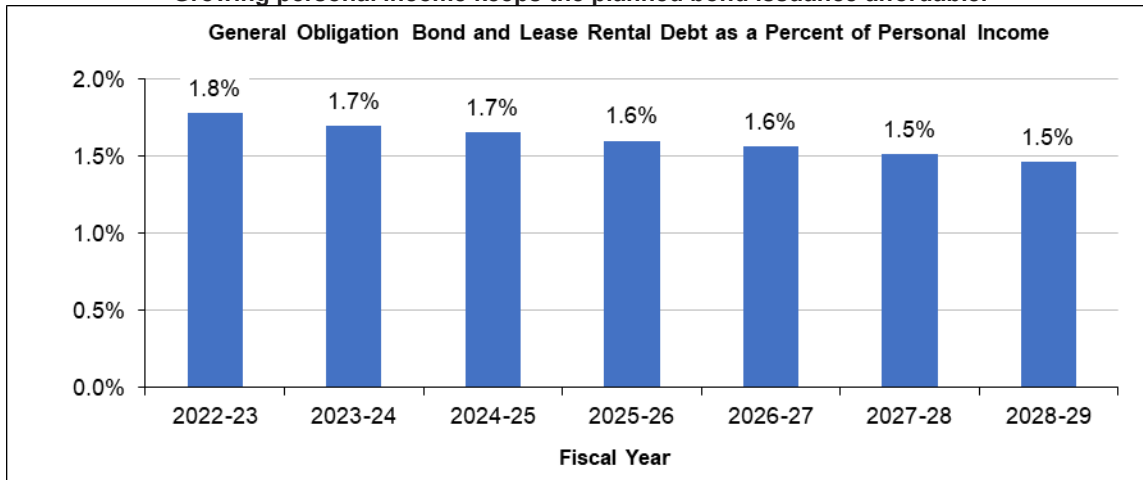
General Fund debt service as a percent of revenues remains below Standard & Poor's criteria of 5 percent for issuers considered to have a "low debt burden".



While population growth in the Commonwealth is minimal, per capita debt levels remain relatively low.



Growing personal income keeps the planned bond issuance affordable.



Outstanding Indebtedness of Pennsylvania Agencies and Authorities

(Dollar Amount in Millions)

The indebtedness of the following agencies and authorities is not an obligation of the Commonwealth of Pennsylvania but represents the debt of those agencies and authorities created by the Commonwealth for a public purpose. These obligations are not considered as debt under Article VIII of the Pennsylvania Constitution.

	Bonds and Notes as of 12/31/23
Commonwealth Financing Authority Created to promote health, safety, employment, business opportunities, economic activity, and the general welfare of the Commonwealth. Debt service on the bonds is paid from revenues of the authority and sales tax revenue transfers.	\$ 4,213.0
Delaware River Joint Toll Bridge Commission Created by Pennsylvania and New Jersey to construct, operate, and maintain bridges crossing the upper Delaware River. Debt service on the bonds is paid from tolls and other revenues of the commission.	634.1
Delaware River Port Authority Created by Pennsylvania and New Jersey to control and operate bridges crossing the Delaware River, it may construct or acquire other bridges, tunnels, and other projects for port improvement and development. The authority operates a rapid transit system, which it constructed. Debt service on the bonds is paid from tolls, fares, rents, and other revenue of the authority.	1,027.0
Pennsylvania Economic Development Financing Authority Created to offer pooled bond issues of both taxable and tax-exempt bonds on behalf of local industrial and commercial development authorities for economic development projects. Debt service on the bonds is paid by loan interest and repayments and other authority revenues. This budget includes a \$500 million taxable bond issuance for the proposed PA SITES program (not included in this amount).	8,580.8
Pennsylvania Higher Education Assistance Agency Makes or guarantees student loans for graduate and undergraduate programs to students or parents, lending institutions, or postsecondary institutions. Debt service on the bonds is paid by loan interest and repayments and by other agency revenues.	2,041.1
Pennsylvania Higher Educational Facilities Authority Acquires, constructs, improves, and leases (as lessor) college facilities and makes loans to colleges and universities within the Commonwealth. Debt service on the bonds is paid from rentals and from loan repayments collected for the use of the facilities.	4,833.2
Pennsylvania Housing Finance Agency Makes construction and permanent mortgage loans to qualified borrowers for the purchase and construction of single and multi-family housing for low and moderate income persons or families. Debt service on the bonds is paid from mortgage loan interest and repayments and further secured by a "moral obligation" of the Commonwealth.	4,898.6
Pennsylvania Industrial Development Authority Makes mortgage loans to local nonprofit industrial development agencies for the financing of industrial development projects. Debt service on the bonds is paid from loan interest and repayments and other authority revenues.	13.7
Pennsylvania Infrastructure Investment Authority Provides low interest rate loans and grants for constructing new and improving existing water supply and sewage disposal systems. Loans and grants are available to local governments and, in certain circumstances, to private companies. The bonds are secured by principal repayments and interest payments on loans.	68.9
Pennsylvania Turnpike Commission Constructs, maintains, and operates the Pennsylvania Turnpike. Debt service on the bonds is paid from tolls and other revenue sources of the commission.	15,509.4
State Public School Building Authority Constructs, improves, equips, and makes loans to local school districts for school facilities. Debt service on the bonds is paid from rentals collected for the use of the facilities and from loan repayments.	2,209.8
TOTAL	<u>\$ 44,029.6</u>

– THIS PAGE INTENTIONALLY LEFT BLANK –



Commonwealth of Pennsylvania

Governor's Executive Budget

OTHER SPECIAL FUNDS

This section provides information and financial data for the more than 150 Other Special Funds contributing revenue to the Commonwealth's operating budget. The funds included here were created to more closely relate specific revenue sources to specific programs or to support particular government programs or activities. This information is presented to demonstrate the magnitude and complexity of the Commonwealth's financial structure as well as provide important details about the various funds. Additional information on Other Special Funds expenditures can be found in each agency's Summary by Fund and Appropriation statement, which is located in Section E.

Other Special Funds

This section contains a brief presentation of all active Commonwealth funds not given an expanded treatment in the other sections of the budget. In a limited number of cases certain expenditures from funds presented in this section are included in other presentations.

Generally, the Commonwealth uses a modified cash basis of accounting for financial reporting where certain revenues are reported when collected and, for certain taxes, when accrued and expenditures are reported when disbursed or committed.

For the funds included in this section, all financial data shown herein is on a calculated cash basis. Receipts include only those items actually received and credited to the funds. Several funds carrying long-term investments show an investment adjustment to reflect the current value of the fund as of June 30. Disbursements are recorded at the time payment requisitions and invoices are posted to the Commonwealth's accounting system and do not include commitments or encumbrances. Please see the Reader's Guide (Page 12) for additional discussion regarding the basis of accounting for financial reporting.

The cash beginning and ending balances reported through this format may differ from the actual cash balance in Treasury and/or the cash general ledger account in the Commonwealth's accounting system due to timing differences, but the calculated cash balances reported provide an accurate reflection of the true cash position of the fund.

The vast majority of the Commonwealth's day-to-day activities are financed from the General Fund. However, over time a large number of other funds have been created to more closely relate specific revenue sources to specific programs or to identify particular government programs or activities. These special funds are categorized into groups to aid in identifying their purpose. The groups are defined as follows:

Governmental Funds: Collectively these funds account for and report activities that are associated with routine, ordinary governmental functions and are financed largely by tax and grant revenues. The group includes the General Fund, Special Revenue Funds, Capital Project Funds, and Debt Service Funds.

- Special Revenue Funds — These funds are used to account for revenues from specific taxes or other earmarked revenue sources, which by law are designated to finance particular functions or activities.
- Capital Project Funds — Bond funds are used to account for the receipt and disbursement of bond sale proceeds that normally finance the construction or acquisition of designated fixed assets.
- Debt Service Funds — These funds account for the accumulation of resources, principally from transfers from other funds, for the payment of general long-term debt principal and interest.

Proprietary Funds: Include Enterprise Funds and Internal Service Funds. Such funds account for and report activities the way a private business or industry would. They include such activities as sale of goods or services, and lending and other financing activities where purchasers or customers pay a charge or a user fee.

- Enterprise Funds — These funds accommodate the operation of public service programs financed wholly or mostly by user charges, or where the periodic determination of net income is deemed appropriate.
- Internal Service Funds — These funds account for the financing of goods or services provided by one department or agency on a cost-reimbursement basis to other departments or agencies within the Commonwealth or to other governmental units.

Fiduciary Funds: These funds are used to account for assets held by the Commonwealth as trustee or agent for individuals, private organizations, and other government units.

The special funds are categorized on the next two pages.

Special Fund Categories

Governmental Funds – Special Revenue Funds

Acid Mine Drainage Abatement and Treatment Fund	Multimodal Transportation Fund
Administration Fund	Municipalities Financial Recovery Revolving Aid Fund
Agricultural College Land Scrip Fund	Non-Coal Surface Mining Conservation and Reclamation Fund
Agricultural Conservation Easement Purchase Fund	Nutrient Management Fund
Anthracite Emergency Bond Fund	Oil and Gas Lease Fund
Automobile Theft Prevention Trust Fund	PA SITES Fund
Banking Trust Fund	Patient Safety Trust Fund
Ben Franklin Technology Development Authority Fund	Pennsylvania Gaming Economic Development and Tourism Fund
Boat Fund	Pennsylvania Health Insurance Exchange Fund
Budget Stabilization Reserve Fund	Pennsylvania Historical and Museum Commission Trust Fund
Capitol Restoration Trust Fund	Pennsylvania Race Horse Development Trust Fund
Catastrophic Loss Benefits Continuation Fund	Pennsylvania Rural Health Redesign Center Fund
Children's Trust Fund	Pennsylvania Veterans Monuments and Memorial Trust Fund
Cigarette Fire Safety and Firefighter Protection Act Enforcement Fund	PENNVEST Bond Authorization Fund
Clean Air Fund	PENNVEST Drinking Water Revolving Fund
Clean Streams Fund	PENNVEST Fund
Coal Lands Improvement Fund	PENNVEST Water Pollution Control Revolving Fund
Community College Capital Fund	Pharmaceutical Assistance Fund
Compulsive and Problem Gambling Treatment Fund	Philadelphia Regional Port Authority Fund
Conrad Weiser Memorial Park Trust Fund	PlanCon Bond Projects Fund
Conservation District Fund	Port of Pittsburgh Commission Fund
County Voting Apparatus Fund	Property Tax Relief Fund
DNA Detection Fund	Public Transportation Assistance Fund
Educational Assistance Program Fund	Public Transportation Trust Fund
Emergency Medical Services Operating Fund	Real Estate Recovery Fund
Energy Development Fund	Recycling Fund
Environmental Education Fund	Reinsurance Fund
Environmental Stewardship Fund	Remining Financial Assurance Fund
Fantasy Contest Fund	School Safety and Security Fund
Farm Products Show Fund	Self-Insurance Guaranty Fund
Fire Insurance Tax Fund	Special Administration Fund
Fish Fund	State Gaming Fund
Game Fund	State Insurance Fund
Gov Robert P. Casey Memorial Organ and Tissue Donation Awareness Trust Fund	State Racing Fund
Growing Greener Bond Fund	State Treasury Armory Fund
Hazardous Material Response Fund	Storage Tank Fund
Hazardous Sites Cleanup Fund	Substance Abuse Education and Demand Reduction
Higher Education Assistance Fund	Surface Mining Conservation and Reclamation Fund
Highway Beautification Fund	Tobacco Settlement Fund
HOME Investment Trust Fund	Treasury Initiative Support Fund
Housing Affordability and Rehabilitation Enhancement Fund	UC-FEMA ONA Lost Wages Fund
Industrial Sites Cleanup Fund	Unconventional Gas Well Fund
Insurance Fraud Prevention Trust Fund	Underground Storage Tank Indemnification Fund
Insurance Regulation and Oversight Fund	Uninsured Employers Guaranty Fund
Job Training Fund	Video Gaming Fund
Justice Reinvestment Fund	Vocational Rehabilitation Fund
Marcellus Legacy Fund	Water and Sewer Systems Assistance Bond Fund
Medical Care Availability and Reduction of Error Fund	Water Supply and Wastewater Treatment Fund
Medical Marijuana Program Fund	Wild Resources Conservation Fund
Milk Marketing Fund	Workers' Compensation Administration Fund
Mine Safety Fund	Workers' Compensation Security Fund
Monetary Penalty Endowments Trust Fund	Workers' Compensation Supersedes Fund
Motor Vehicle Transaction Recovery Fund	911 Fund

Special Fund Categories

Governmental Funds – Capital Project Funds

Capital Facilities Fund

Keystone Recreation, Park and Conservation Fund

Governmental Funds – Debt Service Funds

Capital Debt Fund
Growing Greener Bond Sinking Fund
PENNVEST Redemption Fund

Water and Sewer System Assist Bond Sinking Fund
Water Supply and Wastewater Treatment Sinking Fund

Proprietary Funds – Enterprise Funds

Coal and Clay Mine Subsidence Insurance Fund
Employment Fund for the Blind
Fire and Emergency Medical Services Loan Fund
Historical Preservation Fund
Local Government Capital Project Loan Fund
Machinery and Equipment Loan Fund
Minority Business Development Fund
Pennsylvania Infrastructure Bank
Philadelphia Taxicab and Limousine Regulatory Fund
Philadelphia Taxicab Medallion Fund

Rehabilitation Center Fund
Small Business First Fund
State Restaurant Fund
State Stores Fund
State Workers' Insurance Fund
Tuition Account Guaranteed Savings Program Fund
Unemployment Comp Benefit Payment Fund
Unemployment Compensation Contribution Fund
Unemployment Compensation Debt Service Fund
Veterans Trust Fund

Proprietary Funds – Internal Service Funds

Manufacturing Fund

Purchasing Fund

Fiduciary Funds

Achieving a Better Life Experience Fund
Benefit Completion Fund
City Revitalization and Improvement Fund
Deferred Compensation Fund
Deferred Compensation Fund-Short-Term Portfolio
Insurance Liquidation Fund
Liquid Fuels Tax Fund
Liquor License Fund
Local Cigarette Tax Fund
Military Installation Remediation Fund

Municipal Pension Aid Fund
Neighborhood Improvement Zone Fund
Pennsylvania Municipal Retirement Fund
PSERS – Defined Contribution Fund
Public School Employees' Retirement Fund
Rightful Owners' Claims Payment Fund
SERS – Defined Contribution Fund
State Employees' Retirement Fund
Tuition Account Investment Program Fund

Achieving a Better Life Experience Fund

The Achieving a Better Life Experience (ABLE) Fund was created by Act 17 of 2016 to encourage savings accounts for individuals with disabilities. Individuals are eligible for an ABLE account if entitled to Social Security benefits based on blindness or a disability occurring before the age of 26. With the new accounts, people with disabilities will be able to accrue up to \$100,000 in savings without losing access to Social Security and other government benefits. This tax free savings account would cover qualified expenses approved by the United States Secretary of the Treasury including education, housing, and transportation expenses.

Statement of Cash Receipts and Disbursements

(Dollar Amounts in Thousands)

	2022-23 Actual	2023-24 Available	2024-25 Estimated
Cash Balance, Beginning	\$ 873	\$ 922	\$ 412
Receipts:			
Account Deposits.....	\$ 58	\$ 73	\$ 74
Transfer from General Fund.....	900	900	1,130
Interest	45	62	14
Total Receipts	1,003	1,035	1,218
Total Funds Available	\$ 1,876	\$ 1,957	\$ 1,630
Disbursements:			
Treasury	\$ 954	\$ 1,545	\$ 1,426
Total Disbursements	(954)	(1,545)	(1,426)
Cash Balance, Ending	\$ 922	\$ 412	\$ 204

Acid Mine Drainage Abatement and Treatment Fund

This fund was created in 1992 to receive money authorized by Title IV of the Federal Surface Mining Control and Reclamation Act. This fund receives up to 10 percent of the Commonwealth's federal Title IV grant for abandoned mine reclamation. Funds are used for acid mine drainage abatement and treatment.

The federal Safeguarding Treatment for the Restoration of Ecosystems from Abandoned Mines (STREAM) Act of 2022 authorizes states to set-aside up to 30 percent of its annual grant for abandoned mine reclamation provided under the Infrastructure Investment and Jobs Act for the treatment and abatement of acid mine drainage, or the prevention, abatement, and control of subsidence or coal mine fires.

Statement of Cash Receipts and Disbursements

(Dollar Amounts in Thousands)

	2022-23 Actual	2023-24 Available	2024-25 Estimated
Cash Balance, Beginning	\$ 60,118	\$ 53,708	\$ 24,673
Receipts:			
Federal Receipts	\$ 16	\$ 6,300	\$ 6,300
Federal Receipts - COVID-SFR	4,400	-	-
Interest	1,683	1,900	1,277
Accumulated Interest Transfer - Clean Streams Fund	-	-	233
Investment Income	1,266	34	1,000
Total Receipts	7,365	8,234	8,810
Total Funds Available	\$ 67,483	\$ 61,942	\$ 33,483
Disbursements:			
Environmental Protection	\$ 13,775	\$ 37,269	\$ 3,654
Total Disbursements	(13,775)	(37,269)	(3,654)
Cash Balance, Ending	\$ 53,708	\$ 24,673	\$ 29,829

Administration Fund

This fund was created for the administrative costs associated with the Unemployment Compensation Law and the state system of public employment offices (Office of Employment Security). While the fund can receive funds from any source, the majority of revenue results from monies requisitioned from the Commonwealth's account in the federal Unemployment Trust Fund.

Statement of Cash Receipts and Disbursements

(Dollar Amounts in Thousands)

	<u>2022-23</u> Actual	<u>2023-24</u> Available	<u>2024-25</u> Estimated
Cash Balance, Beginning	\$ 27,197	\$ 26,328	\$ 27,765
Receipts:			
Federal Funds - Unemployment	\$ 124,042	\$ 153,930	\$ 127,000
Federal Funds - COVID - Unemployment	77,911	28,799	-
Federal Funds - Workforce	56,415	85,222	93,219
Interest	808	1,437	1,333
Other	(363)	1,508	1,306
Total Receipts	258,813	270,896	222,858
Total Funds Available	\$ 286,010	\$ 297,224	\$ 250,623
Disbursements:			
Labor and Industry:			
Unemployment Compensation	\$ 201,785	\$ 183,366	\$ 127,600
Workforce Development	57,897	86,093	93,925
Total Disbursements	(259,682)	(269,459)	(221,525)
Cash Balance, Ending	\$ 26,328	\$ 27,765	\$ 29,098

Agricultural College Land Scrip Fund

This fund was established in 1862 with \$500,000 received from the sale of lands and scrip which was donated to the Commonwealth by an Act of Congress to establish a college for the benefit of Agriculture and the Mechanical Arts. The income derived from the investment of the monies in the fund plus appropriations which may be made from time to time by the General Assembly serve as revenue to the fund. Monies in this fund can be disbursed only for use by the officially designated land grant college (Pennsylvania State University) for the benefit of Agriculture and Mechanical Arts. Act 26 of 2011 established a restricted revenue account in the Fund for the Department of Agriculture.

Statement of Cash Receipts and Disbursements

(Dollar Amounts in Thousands)

	2022-23 Actual	2023-24 Available	2024-25 Estimated
Cash Balance, Beginning	\$ 664	\$ 686	\$ 723
Receipts:			
Transfer from General Fund.....	\$ 57,710	\$ 57,710	\$ 60,596
Interest	217	37	35
Total Receipts	<u>57,927</u>	<u>57,747</u>	<u>60,631</u>
Total Funds Available	<u>\$ 58,591</u>	<u>\$ 58,433</u>	<u>\$ 61,354</u>
Disbursements:			
Agriculture	\$ 57,710	\$ 57,710	\$ 60,596
Treasury	195	-	-
Total Disbursements	<u>(57,905)</u>	<u>(57,710)</u>	<u>(60,596)</u>
Cash Balance, Ending	<u>\$ 686</u>	<u>\$ 723</u>	<u>\$ 758</u>

Agricultural Conservation Easement Purchase Fund

This fund was created by Act 64 of 1988 to implement the referendum approved by the electorate on November 8, 1988. That referendum authorized the Commonwealth to incur indebtedness of \$100 million to be used for farmland preservation through the purchase of agricultural conservation easements. Act 23 of 1992 increased the annual ceiling on easement purchases from bond sales from \$20 to \$25 million. All bonds authorized have been issued.

Act 89 of 2002 changed the annual transfer of Cigarette Tax revenues from the first two thirty-firsts of the Cigarette Tax to \$20,485,000 to be made in two equal payments by July 15th and January 15th. Act 84 of 2016 increased the annual transfer of Cigarette Tax revenues to \$25,485,000. Act 15 of 1999 created a supplemental program for farmland preservation. Beginning in 2005-06 the program receives a set percentage of the Environmental Stewardship Fund for the continued purchase of agricultural easements.

Statement of Cash Receipts and Disbursements

(Dollar Amounts in Thousands)

	2022-23 Actual	2023-24 Available	2024-25 Estimated
Cash Balance, Beginning	\$ 41,901	\$ 53,112	\$ 51,659
Receipts:			
Transfer of Cigarette Tax	\$ 25,485	\$ 25,485	\$ 25,485
Transfer from Environmental Stewardship Fund	13,257	13,313	13,591
Interest	1,973	3,331	2,457
Total Receipts	40,715	42,129	41,533
Total Funds Available	\$ 82,616	\$ 95,241	\$ 93,192
Disbursements:			
Agriculture	\$ 29,504	\$ 43,582	\$ 40,000
Total Disbursements	(29,504)	(43,582)	(40,000)
Cash Balance, Ending	\$ 53,112	\$ 51,659	\$ 53,192

Anthracite Emergency Bond Fund

This fund was created by Act 171 of 1986 to provide loans for anthracite underground mine operators who cannot obtain necessary bonding or whose bonding has been cancelled due to insolvency or bankruptcy of the original bonding company. Revenues are provided by a fee for each ton of coal estimated by certain mine operations and payments made by operators in lieu of a bond. Act 173 of 1992 extended the program to anthracite surface mine operators.

Statement of Cash Receipts and Disbursements

(Dollar Amounts in Thousands)

	2022-23 Actual	2023-24 Available	2024-25 Estimated
Cash Balance, Beginning	\$ 720	\$ 730	\$ 496
Receipts:			
Operator Payments.....	\$ (15)	\$ -	\$ -
Interest	25	39	17
Total Receipts	10	39	17
Total Funds Available	\$ 730	\$ 769	\$ 513
Disbursements:			
Environmental Protection.....	\$ -	\$ 273	\$ 273
Total Disbursements	-	(273)	(273)
Cash Balance, Ending	\$ 730	\$ 496	\$ 240

Automobile Theft Prevention Trust Fund

The Automobile Theft Prevention Trust Fund was created by Act 171 of 1994. The purpose of the fund is to finance programs in the Commonwealth to prevent, combat, and reduce automobile theft, as well as, improve and support automobile theft prosecutions. Revenue to the fund consists of assessments on the insurance companies that conduct business in the Commonwealth, interest earnings, and fines and penalties.

Statement of Cash Receipts and Disbursements

(Dollar Amounts in Thousands)

	2022-23 Actual	2023-24 Available	2024-25 Estimated
Cash Balance, Beginning	\$ 24	\$ 30	\$ 39
Receipts:			
Assessments	\$ 8,240	\$ 8,500	\$ 8,499
Interest	6	9	9
Total Receipts	<u>8,246</u>	<u>8,509</u>	<u>8,508</u>
Total Funds Available	<u>\$ 8,270</u>	<u>\$ 8,539</u>	<u>\$ 8,547</u>
Disbursements:			
Automobile Theft Prevention Authority	\$ 8,240	\$ 8,500	\$ 8,501
Total Disbursements	<u>(8,240)</u>	<u>(8,500)</u>	<u>(8,501)</u>
Cash Balance, Ending	<u>\$ 30</u>	<u>\$ 39</u>	<u>\$ 46</u>

Banking Trust Fund

The Banking Trust Fund is a special revenue fund comprised of monies received from fees, assessments, licenses, fines, and penalties collected or recovered from financial entities under the supervision of the Department of Banking and Securities. It provides for the administration of the Department of Banking and Securities and regulation of the financial services industry. The Institution Resolution restricted account is to be used at the discretion of the Secretary of Banking and Securities in the event of any unexpected trust solvency issues. Act 39 of 2021 amended the Department of Banking and Securities Code to convert the Banking Fund into a trust fund.

Statement of Cash Receipts and Disbursements

(Dollar Amounts in Thousands)

	2022-23 Actual	2023-24 Available	2024-25 Estimated
Restricted Cash Balance, Beginning	\$ 24,500	\$ 29,500	\$ 34,500
Institution Resolution:			
Receipts	5,000	5,000	5,000
Disbursements - Banking	-	-	-
Restricted Cash Balance, Ending	\$ 29,500	\$ 34,500	\$ 39,500
 Unrestricted Cash Balance, Beginning	 \$ 32,899	 \$ 45,617	 \$ 53,036
Receipts:			
Licenses and Fees.....	\$ 34,522	\$ 33,252	\$ 32,962
Fines and Penalties	867	900	900
Interest	2,370	3,939	4,382
Total Receipts	37,759	38,091	38,244
Total Funds Available	\$ 70,658	\$ 83,708	\$ 91,280
Disbursements:			
Banking and Securities	\$ 20,041	\$ 25,672	\$ 26,343
Transfer to Institution Resolution Account.....	5,000	5,000	5,000
Total Disbursements	(25,041)	(30,672)	(31,343)
Unrestricted Cash Balance, Ending	\$ 45,617	\$ 53,036	\$ 59,937
 Total Cash Balance, Beginning	 \$ 57,399	 \$ 75,117	 \$ 87,536
Receipts	42,759	43,091	43,244
Disbursements.....	(25,041)	(30,672)	(31,343)
Total Cash Balance, Ending	\$ 75,117	\$ 87,536	\$ 99,437

Ben Franklin Technology Development Authority Fund

Act 38 of 2001 created the Ben Franklin Technology Development Authority Fund. This fund merges the activities of the Ben Franklin Partnership and the Pennsylvania Technology Investment Authority (PTIA) under one authority. The Ben Franklin component assists small and medium sized technology, research, and start-up companies to do applied research and development projects and to develop and introduce new products and processes. PTIA provides high-tech financing to small and medium-sized businesses; stimulates the adoption and expansion of electronic commerce; and coordinates and expands university-based research and development in high-tech fields. Revenue to the fund includes annual transfers from the General Fund, loan repayments, tax credit sale proceeds, and interest earnings.

The Ben Franklin Centers support the Commonwealth's technology strategy by building on regional strengths, capitalizing on new opportunities, and addressing the specific needs of our diverse communities.

Statement of Cash Receipts and Disbursements

(Dollar Amounts in Thousands)

	2022-23 Actual	2023-24 Available	2024-25 Estimated
Restricted Cash Balance, Beginning	\$ 14,378	\$ 17,454	\$ 22,930
Receipts	8,826	10,000	10,000
Disbursements - Community and Economic Development	(5,750)	(4,524)	(7,000)
Restricted Cash Balance, Ending	\$ 17,454	\$ 22,930	\$ 25,930
Unrestricted Cash Balance, Beginning	\$ 2,492	\$ 3,346	\$ 5,454
Receipts:			
Transfer from General Fund	\$ 17,000	\$ 17,000	\$ 17,000
Interest on Loans	(82)	1,500	1,500
Interest	1,037	1,299	1,459
Other	15	20	20
Total Receipts	17,970	19,819	19,979
Total Funds Available	\$ 20,462	\$ 23,165	\$ 25,433
Disbursements:			
Community and Economic Development	\$ 17,116	\$ 17,711 ^a	\$ 17,500 ^a
Total Disbursements	(17,116)	(17,711)	(17,500)
Unrestricted Cash Balance, Ending	\$ 3,346	\$ 5,454	\$ 7,933
Total Cash Balance, Beginning	\$ 16,870	\$ 20,800	\$ 28,384
Receipts	26,796	29,819	29,979
Disbursements	(22,866)	(22,235)	(24,500)
Total Cash Balance, Ending	\$ 20,800	\$ 28,384	\$ 33,863

^a This budget proposal reflects a change in the administrative allowance of the appropriation to 6 percent.

Benefit Completion Fund

This fund was created in 2003 to accumulate reserves for the payment of pensions to eligible former state employees with a statutory benefit entitlement under the State Employees' Retirement Code that exceeds the limits of Section 415(b) of the Internal Revenue Code (IRC). Reserves in this fund are disbursed to members of the retirement system in accordance with the provision of IRC Section 415(m).

The fund receives revenue from employer contributions and interest income. Employer contributions are an actuarially determined percentage of payroll sufficient to fund the benefit payments of the forthcoming calendar year and the on-going expenses to administer the plan. Management of the fund and payment of benefits is overseen by the State Employees' Retirement Board.

Statement of Cash Receipts and Disbursements

(Dollar Amounts in Thousands)

	<u>2022-23</u> Actual	<u>2023-24</u> Available	<u>2024-25</u> Estimated
Cash Balance, Beginning	\$ 6,097	\$ 4,715	\$ 5,438
Receipts:			
Employer Contributions	\$ (15)	\$ 3,416	\$ 3,472
Interest	186	288	273
Total Receipts	<u>171</u>	<u>3,704</u>	<u>3,745</u>
Total Funds Available	\$ 6,268	\$ 8,419	\$ 9,183
Disbursements:			
State Employees' Retirement System	\$ 1,553	\$ 2,981	\$ 2,979
Total Disbursements	<u>(1,553)</u>	<u>(2,981)</u>	<u>(2,979)</u>
Cash Balance, Ending	\$ 4,715	\$ 5,438	\$ 6,204

Boat Fund

The Boat Fund is a special revenue fund composed of monies from boating license fees, fines, penalties, federal contributions, and other sources and from liquid fuel taxes transferred from the Motor License and Liquid Fuels Tax Funds. This fund provides for the administration and enforcement of programs relating to boats and boating activities.

Statement of Cash Receipts and Disbursements

(Dollar Amounts in Thousands)

	<u>2022-23</u> Actual	<u>2023-24</u> Available	<u>2024-25</u> Estimated
Cash Balance, Beginning	\$ 73,888	\$ 78,145	\$ 75,994
Receipts:			
Licenses and Fees.....	\$ 9,422	\$ 9,488	\$ 9,471
Fines and Penalties	157	205	205
Transfer from Motor License Fund	12,871	12,500	12,500
Transfer from Liquid Fuels Tax Fund	110	110	110
Federal Receipts	4,399	6,225	5,400
Interest	2,367	3,552	3,369
Other	58	55	58
Total Receipts	29,384	32,135	31,113
Total Funds Available	\$ 103,272	\$ 110,280	\$ 107,107
Disbursements:			
Fish and Boat Commission	\$ 25,127	\$ 34,286	\$ 39,358
Total Disbursements	(25,127)	(34,286)	(39,358)
Cash Balance, Ending	\$ 78,145	\$ 75,994	\$ 67,749

Budget Stabilization Reserve Fund

This fund was created on July 15, 2002 by Act 91 of 2002 to replace the Tax Stabilization Reserve Fund. The fund provides financial assistance to minimize future revenue shortfalls and deficits, and promote greater continuity and predictability in the funding of vital government services. It minimizes the need to increase taxes to balance the budget of the Commonwealth during periods of economic distress. Act 91 provides revenue through an annual transfer of 25 percent of the General Fund fiscal year end surplus. If the ending balance would equal or exceed 6 percent of actual General Fund revenues for the fiscal year in which the surplus occurs, the General Fund transfer would be reduced to 10 percent.

Statement of Cash Receipts and Disbursements

(Dollar Amounts in Thousands)

	2022-23 Actual	2023-24 Available	2024-25 Estimated
Cash Balance, Beginning	\$ 2,868,521	\$ 5,128,620	\$ 6,402,099
Receipts:			
Transfer from General Fund.....	\$ 2,100,000	\$ 898,319	\$ 785,130
Interest	160,099	375,160	362,813
Total Receipts	2,260,099	1,273,479	1,147,943
Total Funds Available	\$ 5,128,620	\$ 6,402,099	\$ 7,550,042
Disbursements:			
Transfer to General Fund.....	\$ -	\$ -	\$ -
Total Disbursements	-	-	-
Cash Balance, Ending	\$ 5,128,620	\$ 6,402,099	\$ 7,550,042

Capital Debt Fund

Principal and interest payments on bonds issued for purposes of capital budget projects are paid from this fund. Annual appropriations from various funds for payment of interest and principal due on general obligation bonds are the primary sources of revenue. Funds in excess of interest and principal falling due in any one particular fiscal year may be used by the Board of Finance and Revenue to retire any other general obligation bonds issued to provide revenue to the Capital Facilities Fund.

Statement of Cash Receipts and Disbursements

(Dollar Amounts in Thousands)

	<u>2022-23</u> Actual	<u>2023-24</u> Available	<u>2024-25</u> Estimated
Cash Balance, Beginning	\$ 4,298	\$ 7,199	\$ 3,035
Receipts:			
Transfer from Other Funds	\$ 1,293,332	\$ 1,341,876	\$ 1,404,603
Refunding Bond Maturing Escrow Funds	215,993	1,807,529	-
Build America Bond Federal Subsidies	7,955	2,685	4,388
Interest on Securities	163	174	10
Total Receipts	<u>1,517,443</u>	<u>3,152,264</u>	<u>1,409,001</u>
Total Funds Available	<u>\$ 1,521,741</u>	<u>\$ 3,159,463</u>	<u>\$ 1,412,036</u>
Disbursements:			
Treasury	\$ 1,298,549	\$ 1,348,899	\$ 1,408,947
Refunding Bond Maturing Escrow Funds	215,993	1,807,529	-
Total Disbursements	<u>(1,514,542)</u>	<u>(3,156,428)</u>	<u>(1,408,947)</u>
Cash Balance, Ending.....	<u>\$ 7,199</u>	<u>\$ 3,035</u>	<u>\$ 3,089</u>

Capital Facilities Fund

This fund is used to meet the financial costs of capital projects authorized by capital budget acts. Revenue for this fund comes principally from the sale of general obligation debt and interest earnings. Debt issued for this fund is subject to a debt limit equal to one and three quarter times the average of annual tax revenues in the preceding five fiscal years. This fund has at least one account for each category of capital projects. Interest earned on investment or deposit of monies in the fund is credited to the account in the fund to which such invested or deposited money was originally credited.

Statement of Cash Receipts and Disbursements

(Dollar Amounts in Thousands)

	<u>2022-23</u> Actual	<u>2023-24</u> Available	<u>2024-25</u> Estimated
Cash Balance, Beginning	\$ (26,060) ^a	\$ 317,321	\$ 588,745
Receipts:			
Sale of Bonds	\$ 1,000,000	\$ 1,335,000	\$ 1,495,000
Premium on Sale of Bonds	96,982	143,364	-
Cash Management Loan.....	300,000	200,000	-
Interest on Securities	21,445	34,000	56,000
Other	57,035	39,000	39,000
Total Receipts	<u>1,475,462</u>	<u>1,751,364</u>	<u>1,590,000</u>
Total Funds Available	\$ 1,449,402	\$ 2,068,685	\$ 2,178,745
Disbursements: ^b			
Community and Economic Development	\$ 166,751	\$ 200,000	\$ 260,000
Environmental Protection.....	-	1,000	3,000
General Services	488,073	850,000	1,160,000
Transportation	144,592	195,000	195,000
Treasury	1,599	1,940	1,047
Cash Management Loan Repayment.....	300,000	200,000	-
Other	31,066	32,000	38,000
Total Disbursements	<u>(1,132,081)</u>	<u>(1,479,940)</u>	<u>(1,657,047)</u>
Cash Balance, Ending	\$ 317,321	\$ 588,745	\$ 521,698

^a Reflects a timing difference between expenditures posted at year-end and bond proceeds received in the subsequent year.

^b Bond Authorization program disbursements exclude any cash management loan repayments. 2022-23 Actual Capital Bond Authorization program disbursements were \$832,081,000. 2023-24 Available is \$1,279,940,000. 2024-25 Estimated is \$1,657,047,000. Planning years are \$1,739,047,000 in 2025-26; \$1,886,113,000 in 2026-27; \$1,590,117,000 in 2027-28; and \$1,536,113,000 in 2028-29.

Capitol Restoration Trust Fund

This fund was created by Act 327 of 1982 to finance the maintenance, restoration, preservation and rehabilitation of artifacts, documents, and other historical objects or resources located within and around or associated with the State Capitol Building, and the acquisition of artifacts, documents, and other historical objects or resources, which contribute to the historical significance of the State Capitol Building. This fund is administered by the Capitol Preservation Committee. Revenue is derived from gifts, donations, and legacies of money from individuals, organizations, public or private corporations, and from the sale of commemorative medals and other items of a similar nature which promote the historic preservation and restoration of the State Capitol Building.

Statement of Cash Receipts and Disbursements

(Dollar Amounts in Thousands)

	2022-23 Actual	2023-24 Available	2024-25 Estimated
Cash Balance, Beginning	\$ 481	\$ 467	\$ 490
Receipts:			
Contribution and Sales	\$ -	\$ 1	\$ 1
Interest	16	25	23
Total Receipts	16	26	24
Total Funds Available	<u>\$ 497</u>	<u>\$ 493</u>	<u>\$ 514</u>
Disbursements:			
Capitol Preservation Committee	\$ 30	\$ 3	\$ 3
Total Disbursements	(30)	(3)	(3)
Cash Balance, Ending	<u>\$ 467</u>	<u>\$ 490</u>	<u>\$ 511</u>

Catastrophic Loss Benefits Continuation Fund

This fund was established by Act 24 of 1989 to replace the Catastrophic Loss Trust Fund. The purpose of the Catastrophic Loss Benefits Continuation Fund (CAT Fund) is to pay all medical claims owed by the Catastrophic Loss Trust Fund. Monies in the former Catastrophic Loss Trust Fund were transferred to this fund effective July 1, 1989.

Act 13 of 2002 established the Medical Care Availability and Reduction of Error (Mcare) Fund and mandated that all surcharges levied and collected under the CAT Fund be remitted to the Mcare Fund beginning in January 2004. Act 50 of 2009 redirected the surcharge to the General Fund for 2009-10 and 2010-11. Act 26 of 2011 redirected the surcharge to the General Fund for 2011-12 and for each fiscal year thereafter.

This fund will continue to pay claimants from its balance and interest earnings until no further obligations exist. The most recent actuarial report estimates final expenditure in 2094.

No obligation or expense of, or claim against, the fund constitutes a debt of the Commonwealth or a charge against the General Fund or the Motor License Fund.

Statement of Cash Receipts and Disbursements

(Dollar Amounts in Thousands)

	2022-23 Actual	2023-24 Available	2024-25 Estimated
Cash Balance, Beginning	\$ 75,153	\$ 73,531	\$ 15,265
Receipts:			
Interest	\$ 2,394	\$ 1,357	\$ 1,611
Other	933	8,919	500
Medical Care Availability and Reduction of Error Fund Loan Repayment.....	-	-	63,000
Total Receipts	<u>3,327</u>	<u>10,276</u>	<u>65,111</u>
Total Funds Available	\$ 78,480	\$ 83,807	\$ 80,376
Disbursements:			
Insurance:			
Administration	\$ 1,722	\$ 2,492	\$ 2,451
Claims	3,227	6,050	6,050
Loan to Medical Care Availability and Reduction of Error Fund	-	60,000	-
Total Disbursements	<u>(4,949)</u>	<u>(68,542)</u>	<u>(8,501)</u>
Cash Balance, Ending	\$ 73,531	\$ 15,265	\$ 71,875

Children’s Trust Fund

Act 151 of 1988 created the Children’s Trust Fund. Revenue is generated by a \$10 surcharge on marriage licenses and divorce applications. State taxpayers may also choose to allocate all or a portion of their state tax return to the fund. Expenditures are for community-based programs and services for child abuse and neglect prevention. Act 112 of 2022 allows a person renewing a driver’s license, identification card, or vehicle registration electronically through the Department of Transportation to make an optional contribution of \$5 to the fund.

Statement of Cash Receipts and Disbursements

(Dollar Amounts in Thousands)

	<u>2022-23</u> Actual	<u>2023-24</u> Available	<u>2024-25</u> Estimated
Cash Balance, Beginning	\$ 1,020	\$ 1,149	\$ 1,193
Receipts:			
Marriage/Divorce Surcharge	\$ 1,043	\$ 1,252	\$ 1,252
Children’s Trust Fund Donations	15	336	336
Interest	34	63	62
Total Receipts	<u>1,092</u>	<u>1,651</u>	<u>1,650</u>
Total Funds Available	\$ 2,112	\$ 2,800	\$ 2,843
Disbursements:			
Human Services	\$ 963	\$ 1,607	\$ 1,400
Total Disbursements	<u>(963)</u>	<u>(1,607)</u>	<u>(1,400)</u>
Cash Balance, Ending	\$ 1,149	\$ 1,193	\$ 1,443

Cigarette Fire Safety and Firefighter Protection Act Enforcement Fund

Act 42 of 2008 provides for cigarette fire safety, for certification of compliance by manufacturers, for package markings, and for enforcement and penalties. Certification fees are collected by the Department of Revenue at a rate of \$1,000 per brand family and \$500 for each additional listing within a brand family. Penalties are charged for specified violations. The Attorney General's Office enforces the Act. Pursuant to the enabling legislation, fund money may only be appropriated by the General Assembly to the Department of Revenue and the Office of Attorney General for the purpose of processing, testing, enforcement, and oversight activities related to this act.

Statement of Cash Receipts and Disbursements

(Dollar Amounts in Thousands)

	2022-23 Actual	2023-24 Available	2024-25 Estimated
Cash Balance, Beginning	\$ 270	\$ 286	\$ 311
Receipts:			
Fees	\$ 15	\$ 100	\$ 19
Interest	9	15	14
Total Receipts	24	115	33
Total Funds Available	\$ 294	\$ 401	\$ 344
Disbursements:			
Attorney General	\$ 8	\$ 90	\$ 50
Total Disbursements	(8)	(90)	(50)
Cash Balance, Ending	\$ 286	\$ 311	\$ 294

City Revitalization and Improvement Fund

The City Revitalization and Improvement Fund is a fiduciary fund established by Act 52 of 2013, which authorizes City Revitalization and Improvement Zones to provide economic development and job creation in cities with populations greater than 30,000. Each zone is comprised of parcels designated by the contracting authority constructing facilities in the zone. Bonds are issued by the contracting authority, and state and local taxes collected within a zone are used for program efforts and to repay debt service. Prior to 2016, up to two zones and one pilot zone were authorized. Beginning in 2016, up to two additional zones within cities may be approved each calendar year.

Statement of Cash Receipts and Disbursements

(Dollar Amounts in Thousands)

	2022-23 Actual	2023-24 Available	2024-25 Estimated
Cash Balance, Beginning	\$ -	\$ 8	\$ -
Receipts:			
State Tax Share.....	\$ 12,226	\$ 17,000	\$ 17,700
Local Tax Share	379	489	-
Interest	8	-	-
Total Receipts	<u>12,613</u>	<u>17,489</u>	<u>17,700</u>
Total Funds Available	<u>\$ 12,613</u>	<u>\$ 17,497</u>	<u>\$ 17,700</u>
Disbursements:			
Treasury	\$ 12,605	\$ 17,497	\$ 17,700
Total Disbursements	<u>(12,605)</u>	<u>(17,497)</u>	<u>(17,700)</u>
Cash Balance, Ending	<u>\$ 8</u>	<u>\$ -</u>	<u>\$ -</u>

Clean Air Fund

This fund was created to meet the provisions of Act 787 of 1959, as amended by Act 95 of 1992, to finance the attainment of air quality standards, the administration of the rules and regulations promulgated under these acts, the reduction of interstate air pollution transport, and a program to assist businesses in meeting emission standards. Fines, civil penalties, and fees from air pollution emitters, as well as appropriations from the General Assembly, federal or local governments and interest earnings are deposited in this fund.

This budget provides for evaluation of emissions, including identification and quantification of potentially hazardous chemical compounds, from two unconventional well sites during the entire phase of operations.

Statement of Cash Receipts and Disbursements

(Dollar Amounts in Thousands)

	<u>2022-23</u> Actual	<u>2023-24</u> Available	<u>2024-25</u> Estimated
Cash Balance, Beginning	\$ 40,364	\$ 45,621	\$ 36,951
Receipts:			
Fines and Penalties	\$ 2,727	\$ 2,684	\$ 2,684
Fees	29,409	24,967	24,967
Interest	1,578	1,970	1,611
Other	-	101	101
Total Receipts	<u>33,714</u>	<u>29,722</u>	<u>29,363</u>
Total Funds Available	\$ 74,078	\$ 75,343	\$ 66,314
Disbursements:			
Environmental Protection	\$ 28,457	\$ 38,392	\$ 34,540 ^a
Total Disbursements	<u>(28,457)</u>	<u>(38,392)</u>	<u>(34,540)</u>
Cash Balance, Ending	\$ 45,621	\$ 36,951	\$ 31,774

^a This number does not include fees generated from the Regional Greenhouse Gas Initiative (RGGI). Pennsylvania is prevented from collecting RGGI fees while an appeal regarding the legality of the Commonwealth's participation in RGGI is before the Pennsylvania Supreme Court. This section will be updated following a resolution of that appeal or once the General Assembly has passed an alternative cap and invest program.

Clean Streams Fund

Act 54 of 2022 established the Clean Streams Fund to receive monies appropriated to the fund for COVID relief as well as other transfers or monies received. Funds are distributed as follows: 70 percent to the Clean Streams Fund for the State Conservation Commission, 10 percent to the Pennsylvania Infrastructure Investment Authority to implement the Pennsylvania Clean Water Procurement Program, 10 percent to the Nutrient Management Fund, 4 percent to the Clean Streams Fund for the Department of Environmental Protection for grants and reimbursements to municipalities and counties, 4 percent to the Department of Conservation and Natural Resources for the Keystone Tree restricted account, and 2 percent to the Acid Mine Drainage Abatement and Treatment Fund.

Statement of Cash Receipts and Disbursements

(Dollar Amounts in Thousands)

	<u>2022-23</u> Actual	<u>2023-24</u> Available	<u>2024-25</u> Estimated
Cash Balance, Beginning	\$ -	\$ 143,761	\$ 11,383
Receipts:			
Federal Funds - COVID	\$ 162,800	\$ -	\$ -
Interest	4,366	7,017	273
Accumulated Interest Transfer	-	-	(3,031)
Total Receipts	<u>167,166</u>	<u>7,017</u>	<u>(2,758)</u>
Total Funds Available	\$ 167,166	\$ 150,778	\$ 8,625
Disbursements:			
Agriculture:			
Agriculture Conservation Assistance Program - COVID-SFR	\$ 23,405	\$ 130,595	\$ -
Agriculture Conservation Assistance Program	-	-	8,159
Environmental Protection:			
Storm Water Management Grants - COVID-SFR	-	8,800	-
Storm Water Management Grants	-	-	466
Total Disbursements	<u>(23,405)</u>	<u>(139,395)</u>	<u>(8,625)</u>
Cash Balance, Ending	\$ 143,761	\$ 11,383	\$ -

Coal and Clay Mine Subsidence Insurance Fund

This fund was created by Act 484 of 1961 to provide insurance to homeowners in mining areas against damages resulting from subsidence. Revenue is derived from premiums paid by policyholders for subsidence insurance. Act 155 of 2002 updated this insurance program by further defining and establishing coverage by insurance providers and requiring the Department of Environmental Protection to prepare an annual report on the program and insurance sales. Disbursements are used to cover the payment of insurance claims and commissions to insurance agents who forward insurance applications as outlined in Act 155. A sufficient balance in the fund must be maintained to provide adequate protection for the solvency of the fund.

Statement of Cash Receipts and Disbursements

(Dollar Amounts in Thousands)

	2022-23 Actual	2023-24 Available	2024-25 Estimated
Cash Balance, Beginning	\$ 136,125	\$ 139,112	\$ 141,160
Receipts:			
Premiums Collected.....	\$ 4,276	\$ 4,020	\$ 4,964
Interest	4,416	5,501	6,731
Total Receipts	8,692	9,521	11,695
Total Funds Available	\$ 144,817	\$ 148,633	\$ 152,855
Disbursements:			
Environmental Protection.....	\$ 5,705	\$ 7,473	\$ 6,826
Total Disbursements	(5,705)	(7,473)	(6,826)
Cash Balance, Ending	\$ 139,112 ^a	\$ 141,160 ^a	\$ 146,029 ^a

^a Includes the following reserves for reinsurance and catastrophes: 2022-23 Actual is \$133,587,000, 2023-24 Available is \$132,000,000, and 2024-25 Estimated is \$132,000,000.

Coal Lands Improvement Fund

This fund was created by Act 117 of 1965 to finance the restoration of land acquired by the Commonwealth through eminent domain or amicable methods which has been defaced by open pit or strip mining and has been declared a health hazard. Initially, the fund was provided a \$1 million appropriation, but subsequent revenue is derived from the sale of restored land and interest on investments.

Statement of Cash Receipts and Disbursements

(Dollar Amounts in Thousands)

	2022-23 Actual	2023-24 Available	2024-25 Estimated
Cash Balance, Beginning	\$ 973	\$ 976	\$ 808
Receipts:			
Interest	\$ 33	\$ 52	\$ 35
Total Receipts	<u>33</u>	<u>52</u>	<u>35</u>
Total Funds Available	\$ 1,006	\$ 1,028	\$ 843
Disbursements:			
Environmental Protection	\$ 30	\$ 220	\$ 173
Total Disbursements	<u>(30)</u>	<u>(220)</u>	<u>(173)</u>
Cash Balance, Ending.....	\$ 976	\$ 808	\$ 670

Community College Capital Fund

This fund was established by Act 46 of 2005. Fund revenue consists of an appropriation from the General Fund for transfer to the Community College Capital Fund. Monies in this fund can be disbursed only for payment of the Commonwealth's annual share of approved capital debt service and lease payments to Pennsylvania's community colleges.

Statement of Cash Receipts and Disbursements

(Dollar Amounts in Thousands)

	2022-23 Actual	2023-24 Available	2024-25 Estimated
Cash Balance, Beginning	\$ 2,063	\$ 9,271	\$ 2,307
Receipts:			
Transfer from General Fund.....	\$ 54,161	\$ 54,161	\$ 54,161
Interest	928	1,132	85
Total Receipts	55,089	55,293	54,246
Total Funds Available	\$ 57,152	\$ 64,564	\$ 56,553
Disbursements:			
Education	\$ 47,881	\$ 62,257	\$ 55,239
Total Disbursements	(47,881)	(62,257)	(55,239)
Cash Balance, Ending	\$ 9,271	\$ 2,307	\$ 1,314

Compulsive and Problem Gambling Treatment Fund

Act 71 of 2004, the Pennsylvania Race Horse Development and Gaming Act, established the Compulsive and Problem Gambling Treatment Fund to support a compulsive and problem gambling program. This program provides public education, awareness, and training regarding both the problem of compulsive and problem gambling and its treatment and prevention. Act 1 of 2010 amended the funding for this program by increasing revenues provided based on the greater of \$2 million or .002 multiplied by the gross terminal revenue of all active and operating gaming entities. It also provides for an annual \$3 million transfer to the Compulsive and Problem Gambling Treatment Fund for substance use disorder treatment services, including compulsive and problem gambling. Act 42 of 2017 expanded gaming to include a new category of slot machine licenses, fantasy contest and sports wagering, video, and interactive gaming. The act amends program funding to include .002 multiplied by the various gaming revenues, as specified, for either compulsive and problem gambling related programs or for substance use disorder treatment services.

Statement of Cash Receipts and Disbursements

(Dollar Amounts in Thousands)

	2022-23 Actual	2023-24 Available	2024-25 Estimated
Restricted Cash Balance, Beginning	\$ 11,082	\$ 16,196	\$ 18,233
Compulsive and Problem Gambling Treatment Programs:			
Receipts:			
Transfer from State Gaming Fund	\$ 6,880	\$ 6,790	\$ 6,828
Transfer of iGaming Tax	766	916	1,024
Transfer of Sports Wagering Tax	631	984	927
Transfer from Video Gaming Fund	84	88	96
Total Receipts	8,361	8,778	8,875
Total Funds Available	\$ 19,443	\$ 24,974	\$ 27,108
Disbursements:			
Compulsive and Problem Gambling Treatment	\$ 3,247	\$ 6,741	\$ 6,800
Total Disbursements	(3,247)	(6,741)	(6,800)
Restricted Cash Balance, Ending	\$ 16,196	\$ 18,233	\$ 20,308
Unrestricted Cash Balance, Beginning	\$ 3,832	\$ 8,403	\$ 2,168
Drug and Alcohol Programs:			
Receipts:			
Transfer from State Gaming Fund - Drug and Alcohol	\$ 5,663	\$ 5,496	\$ 5,546
Transfer of iGaming Tax	766	916	1,024
Transfer of Sports Wagering Tax	631	984	927
Transfer of Fantasy Contest Tax	55	43	43
Interest	740	1,952	954
Total Receipts	7,855	9,391	8,494
Total Funds Available	\$ 11,687	\$ 17,794	\$ 10,662
Disbursements:			
Drug and Alcohol Programs	\$ 3,284	\$ 15,626	\$ 10,662
Total Disbursements	(3,284)	(15,626)	(10,662)
Unrestricted Cash Balance, Ending	\$ 8,403	\$ 2,168	\$ -
Total Cash Balance, Beginning	\$ 14,914	\$ 24,599	\$ 20,401
Receipts	16,216	18,169	17,369
Disbursements	(6,531)	(22,367)	(17,462)
Total Cash Balance, Ending	\$ 24,599	\$ 20,401	\$ 20,308

Conrad Weiser Memorial Park Trust Fund

This fund was created to provide for control, management, supervision, restoration, and improvement of the Conrad Weiser Memorial Park, Berks County. Source of revenue for the fund is interest from the \$20,000 perpetual endowment created by the estate of Colonel Conrad Weiser.

Statement of Cash Receipts and Disbursements

(Dollar Amounts in Thousands)

	2022-23 Actual	2023-24 Available	2024-25 Estimated
Cash Balance, Beginning	\$ 79	\$ 82	\$ 86
Receipts:			
Interest	\$ 3	\$ 4	\$ 4
Total Receipts	<u>3</u>	<u>4</u>	<u>4</u>
Total Funds Available	<u>\$ 82</u>	<u>\$ 86</u>	<u>\$ 90</u>
Disbursements:			
Historical and Museum Commission	\$ -	\$ -	\$ -
Total Disbursements	<u>-</u>	<u>-</u>	<u>-</u>
Cash Balance, Ending	<u>\$ 82</u>	<u>\$ 86</u>	<u>\$ 90</u>

Conservation District Fund

Act 110 of 2006 created the Conservation District Fund to assist local conservation districts in the conservation of soil, water, and natural resources. Revenue may be provided from state appropriations, federal appropriations, interest earnings, and other funds available to the State Conservation Commission. Act 13 of 2012 provided for the collection and distribution of unconventional gas well impact fees, including transfers to conservation districts from the Public Utility Commission. Of these conservation district transfers, 50 percent is distributed directly by the Public Utility Commission in equal payments to all county conservation districts. The remaining 50 percent is deposited into the Conservation District Fund to provide additional conservation district support. The Conservation Districts are delegated legal authority for permitting, inspections, and enforcement for many state water programs to assist the Commonwealth in meeting its regulatory obligations.

Statement of Cash Receipts and Disbursements

(Dollar Amounts in Thousands)

	2022-23 Actual	2023-24 Available	2024-25 Estimated
Cash Balance, Beginning	\$ 7,220	\$ 9,333	\$ 7,674
Receipts:			
Transfer from General Fund.....	\$ 10,185	\$ 10,185	\$ 10,185
Transfer from Unconventional Gas Well Fund.....	4,638	4,782	4,935
Interest	390	553	368
Total Receipts	15,213	15,520	15,488
Total Funds Available	\$ 22,433	\$ 24,853	\$ 23,162
Disbursements:			
Environmental Protection.....	\$ 8,650	\$ 11,278	\$ 9,960
Agriculture	4,450	5,901	5,173
Total Disbursements	(13,100)	(17,179)	(15,133)
Cash Balance, Ending	\$ 9,333	\$ 7,674	\$ 8,029

County Voting Apparatus Fund

The County Voting Apparatus Fund was established in accordance with Act 77 of 2019 to account for the deposit of proceeds for the county voting machine bonds. The legislation authorizes the Pennsylvania Economic Development Financing Authority (PEDFA) to issue bonds on behalf of the Department of State for up to \$90,000,000 to provide funding for counties to replace voting systems. Debt service payments would be subject to annual appropriations by the General Assembly. While county applications for grant funds have expired, eligible reimbursement payments of up to 60 percent of the costs incurred in securing voting systems will continue to be made to counties throughout the grant award period.

Statement of Cash Receipts and Disbursements

(Dollar Amounts in Thousands)

	2022-23 Actual	2023-24 Available	2024-25 Estimated
Cash Balance, Beginning	\$ 38,799	\$ 17,210	\$ 9,670
Receipts:			
Interest	\$ 724	\$ 913	\$ 434
Total Receipts	<u>724</u>	<u>913</u>	<u>434</u>
Total Funds Available	\$ 39,523	\$ 18,123	\$ 10,104
Disbursements:			
State:			
County Voting Apparatus Reimbursements	\$ 22,313	\$ 8,453	\$ 1,237
Total Disbursements	<u>(22,313)</u>	<u>(8,453)</u>	<u>(1,237)</u>
Cash Balance, Ending	\$ 17,210	\$ 9,670	\$ 8,867

Deferred Compensation Fund

Act 81 of 1987 established the Commonwealth Deferred Compensation Program (DCP). The DCP enables Commonwealth employees to voluntarily defer a portion of their compensation into a supplemental retirement savings plan. The State Employees' Retirement System (SERS) is responsible for administration of the DCP.

Contributions to the DCP began in 1988. The DCP is funded primarily from participant fees and interest as detailed in the footnote below. Participant contributions, together with the returns they earn less expenses, are available to formerly eligible employees for distribution when they meet requirements such as retirement. Cash balance is a reflection of uninvested funds at a point in time.

Statement of Cash Receipts and Disbursements

(Dollar Amounts in Thousands)

	<u>2022-23</u> Actual	<u>2023-24</u> Available	<u>2024-25</u> Estimated
Cash Balance, Beginning	\$ 50,827	\$ 46,061	\$ 40,744
Receipts:			
Employee Contributions	\$ 242,834	\$ 259,994	\$ 266,494
Sale or Purchase of Securities	83,917	54,256	55,612
Interest	1,420 ^a	2,351 ^a	1,767 ^a
Total Receipts	<u>328,171</u>	<u>316,601</u>	<u>323,873</u>
Total Funds Available	\$ 378,998	\$ 362,662	\$ 364,617
Disbursements:			
Benefits and Rollovers	\$ 327,031	\$ 314,986	\$ 322,861
Fees and Expenses	5,906	6,932	7,105
Total Disbursements	<u>(332,937)</u>	<u>(321,918)</u>	<u>(329,966)</u>
Cash Balance, Ending	\$ 46,061	\$ 40,744	\$ 34,651

^a Includes interest earned on funds controlled by SERS and the Treasury Department.

Deferred Compensation Fund - Short-Term Portfolio

Act 81 of 1987 established the Commonwealth Deferred Compensation Program (DCP) and Act 2017-5 established the State Employees' Defined Contribution Plan (DC). In both of these plans, Pennsylvania Treasury Department's Short-Term Money Market Fund is one of the available funds for employees to choose as an investment option. In order to maintain the identity of these investments separately, the Deferred Compensation Fund – Short Term Portfolio was established.

Statement of Cash Receipts and Disbursements

(Dollar Amounts in Thousands)

	<u>2022-23</u> Actual	<u>2023-24</u> Available	<u>2024-25</u> Estimated
Cash Balance, Beginning	\$ 94,563	\$ 107,658	\$ 123,297
Receipts:			
Transfers from Deferred Compensation Fund	\$ 30,806	\$ 31,576	\$ 32,365
Interest	3,530	5,835	6,159
Total Receipts	<u>34,336</u>	<u>37,411</u>	<u>38,524</u>
Total Funds Available	\$ 128,899	\$ 145,069	\$ 161,821
Disbursements:			
State Employees' Retirement System	\$ 21,241	\$ 21,772	\$ 22,316
Total Disbursements	<u>(21,241)</u>	<u>(21,772)</u>	<u>(22,316)</u>
Cash Balance, Ending	\$ 107,658	\$ 123,297	\$ 139,505

DNA Detection Fund

The DNA Detection Fund was created by Act 14 of Special Session One of 1995 to account for the collection and processing of Deoxyribonucleic Acid (DNA) samples by State Police from individuals convicted, adjudicated delinquent, or granted accelerated rehabilitation disposition for a felony sex offense or other specified offense. Revenues are derived from mandatory fees which are assessed on sexual offenders. Expenditures are made to establish and maintain a DNA database and DNA bank. Act 57 of 2002 reestablished this fund as well as the State DNA Database and State DNA Data Bank. Additional requirements provide for testing and the imposition of related costs on certain offenders, while further defining the apportionment of liability and damages against defendants.

Statement of Cash Receipts and Disbursements

(Dollar Amounts in Thousands)

	2022-23 Actual	2023-24 Available	2024-25 Estimated
Cash Balance, Beginning	\$ 5,450	\$ 4,431	\$ 2,752
Receipts:			
Assessments	\$ 3,226	\$ 3,400	\$ 3,400
Interest	175	244	86
Total Receipts	<u>3,401</u>	<u>3,644</u>	<u>3,486</u>
Total Funds Available	<u>\$ 8,851</u>	<u>\$ 8,075</u>	<u>\$ 6,238</u>
Disbursements:			
State Police	\$ 4,420	\$ 5,323	\$ 5,313
Total Disbursements	<u>(4,420)</u>	<u>(5,323)</u>	<u>(5,313)</u>
Cash Balance, Ending	<u>\$ 4,431</u>	<u>\$ 2,752</u>	<u>\$ 925</u>

Educational Assistance Program Fund

The Educational Assistance Program Fund was established in Act 212 of 2004 to fund the Educational Assistance Program for members of the National Guard. Act 78 of 2014 added the Medical and Health Officer Incentive Program to this fund. Act 32 of 2019 established the National Guard Family Education Program and created a restricted revenue account in the Educational Assistance Program Fund for the Department of Military and Veterans Affairs.

Statement of Cash Receipts and Disbursements

(Dollar Amounts in Thousands)

	2022-23 Actual	2023-24 Available	2024-25 Estimated
Cash Balance, Beginning	\$ 6,559	\$ 6,520	\$ 6,192
Receipts:			
Transfer from General Fund.....	\$ 13,525	\$ 13,525	\$ 13,525
Interest	363	633	215
Total Receipts	13,888	14,158	13,740
Total Funds Available	\$ 20,447	\$ 20,678	\$ 19,932
Disbursements:			
Military and Veterans Affairs:			
National Guard Education	\$ 12,131	\$ 11,916	\$ 13,698
Military Family Education.....	1,796	2,570	3,242
Total Disbursements	(13,927)	(14,486)	(16,940)
Cash Balance, Ending	\$ 6,520	\$ 6,192	\$ 2,992

Emergency Medical Services Operating Fund

The fund was created by the Emergency Medical Services Act, Act 45 of 1985, to assist in activities relating to the prevention and reduction of premature death and disability in the Commonwealth; to provide assistance, coordination, and support for the development and maintenance of the comprehensive emergency medical services system; to determine qualifications, eligibility, and certification of emergency medical services personnel; and to fund ambulance services. Revenue is derived from fines levied on all moving traffic violations and fees imposed on persons admitted to programs for Accelerated Rehabilitation Disposition (ARD) related to driving under the influence of drugs and/or alcohol. These fines are in addition to other fines imposed at the discretion of the court. This statement includes both the Emergency Medical and Catastrophic Medical and Rehabilitation components of the Act.

Act 93 of 2020 increased the fee imposed for ARD from \$25 to \$50 and the moving traffic violation fine from \$10 to \$20. Additionally, Act 74 of 2022 authorized a \$1 million annual transfer of consumer fireworks tax revenue to the fund for training emergency medical services personnel. Act 104 of 2022 established the EMS Training Fund and authorized a minimum transfer of \$50,000 each to three institutions of higher education selected to operate pilot programs with high school students with the intent to increase the number of individuals capable of becoming EMS providers.

Statement of Cash Receipts and Disbursements

(Dollar Amounts in Thousands)

	<u>2022-23</u> Actual	<u>2023-24</u> Available	<u>2024-25</u> Estimated
Cash Balance, Beginning	\$ 16,350	\$ 19,949	\$ 21,366
Receipts:			
Fines	\$ 15,151	\$ 16,313	\$ 16,313
Transfer of Consumer Fireworks Tax	-	1,000	1,000
Interest	622	1,058	1,082
Total Receipts	<u>15,773</u>	<u>18,371</u>	<u>18,395</u>
Total Funds Available	\$ 32,123	\$ 38,320	\$ 39,761
Disbursements:			
Health	\$ 12,174	\$ 16,804	\$ 14,800
Transfer to EMS Training Fund	-	150	150
Total Disbursements	<u>(12,174)</u>	<u>(16,954)</u>	<u>(14,950)</u>
Cash Balance, Ending	\$ 19,949	\$ 21,366	\$ 24,811

Employment Fund for the Blind

This fund was created in 1967 to make loans to persons who are blind to purchase equipment, stock, merchandise, and accessories necessary to put into operation vending or refreshment stands or other suitable business enterprises in suitable locations to be leased or arranged for by state agencies. Act 15 of 1999 transferred the authority to administer the fund from the Department of Human Services to the Department of Labor and Industry.

Monies credited to this fund include: (1) repayment of money advanced to persons who are blind for the purchase of equipment, stock, merchandise, and accessories; (2) rental fees paid by persons who are blind for leasing equipment and accessories purchased, owned, installed, and maintained by the Department of Labor and Industry; (3) a percentage of the profits from vending machines in state buildings where a restaurant or cafeteria is operated by the Department of General Services; and (4) any grants or contributions from the federal government.

Statement of Cash Receipts and Disbursements

(Dollar Amounts in Thousands)

	2022-23 Actual	2023-24 Available	2024-25 Estimated
Cash Balance, Beginning	\$ 2,532	\$ 2,523	\$ 2,510
Receipts:			
Vending Stand Equipment Rentals	\$ 116	\$ 124	\$ 100
Vending Machine Receipts	155	165	160
Interest	88	138	116
Other	39	60	60
Total Receipts	398	487	436
Total Funds Available	\$ 2,930	\$ 3,010	\$ 2,946
Disbursements:			
Labor and Industry	\$ 407	\$ 500	\$ 500
Total Disbursements	(407)	(500)	(500)
Cash Balance, Ending	\$ 2,523	\$ 2,510	\$ 2,446

Energy Development Fund

The Energy Development Fund was created by Act 280 of 1982. The fund provides the vehicle to accomplish the purposes of the Pennsylvania Energy Development Authority (PEDA) including the sale of bonds. Activities of the fund include preparation of the energy development plan, payment of administrative costs, the making of grants and loans for limited research intended to make the greatest possible contributions to energy conservation and development, and the establishment of reserves in respect to loans guaranteed or bonds issued by the authority. The fund is supported by loan repayments and interest earnings. Under statute, if the Energy Development Authority determines that funds held for the credit of the fund are more than the amount needed to carry out the purposes of the enabling law, then the authority must transfer the excess money to the General Fund.

Statement of Cash Receipts and Disbursements

(Dollar Amounts in Thousands)

	2022-23 Actual	2023-24 Available	2024-25 Estimated
Cash Balance, Beginning	\$ 2,804	\$ 2,840	\$ 1,059
Receipts:			
Interest	\$ 92	\$ 108	\$ 41
Total Receipts	92	108	41
Total Funds Available	\$ 2,896	\$ 2,948	\$ 1,100
Disbursements:			
Environmental Protection	\$ 56	\$ 1,889	\$ 420
Total Disbursements	(56)	(1,889)	(420)
Cash Balance, Ending	\$ 2,840	\$ 1,059	\$ 680

Environmental Education Fund

This fund was authorized by Act 24 of 1993 to provide environmental education programs and to provide grants to schools and other organizations. Funding is from the transfer of 5 percent of fines and penalties deposited in the special funds and restricted revenue accounts which are administered by the Department of Environmental Protection. Act 18 of 1995 requires that not less than 25 percent of the annual receipts of this fund shall be provided to the Department of Conservation and Natural Resources.

Statement of Cash Receipts and Disbursements

(Dollar Amounts in Thousands)

Table with 4 columns: Description, 2022-23 Actual, 2023-24 Available, 2024-25 Estimated. Rows include Cash Balance, Beginning; Receipts (Transfers from Other Funds, Interest, Total Receipts); Total Funds Available; Disbursements (Conservation and Natural Resources, Environmental Protection, Total Disbursements); and Cash Balance, Ending.

Environmental Stewardship Fund

The Environmental Stewardship Fund is a special revenue fund composed of monies from certain landfill fees. The fund provides for farmland preservation projects, open space protection, abandoned mine reclamation, watershed protection and restoration, water and sewer infrastructure, and the improvement and conservation of Commonwealth and community parks and recreational facilities. The fund originally received revenue from a 25 cents per ton, or 25 cents per three cubic yards, fee for all solid waste received at a landfill in the Commonwealth. Act 90 of 2002 added an additional \$4 per ton disposal fee for all solid waste disposed at any municipal waste landfill. For 2002-03, the first \$50 million received from this fee was deposited into this special fund. In 2003-04, and thereafter, all revenue from these fees is deposited in this special fund. The fund is also used to fund debt service for the Growing Greener program. Act 13 of 2012 authorized an annual transfer from the Marcellus Legacy Fund into the Environmental Stewardship Fund, and Act 54 of 2022 modified this transfer. The dollars and interest generated by this fund are specifically designated for implementing the programs found in 27 Pa.C.S., Chapter 61.

Statement of Cash Receipts and Disbursements

(Dollar Amounts in Thousands)

	<u>2022-23</u> Actual	<u>2023-24</u> Available	<u>2024-25</u> Estimated
Cash Balance, Beginning	\$ 170,354	\$ 154,296	\$ -
Receipts:			
Licenses and Fees.....	\$ 75,495	\$ 78,890	\$ 81,257
Transfer from Marcellus Legacy Fund.....	10,364	6,485	6,065
Personal Income Tax.....	12,317	10,538	9,944
Interest	5,685	6,555	6,870
Total Receipts	<u>103,861</u>	<u>102,468</u>	<u>104,136</u>
Total Funds Available	<u>\$ 274,215</u>	<u>\$ 256,764</u>	<u>\$ 104,136</u>
Disbursements:			
Treasury:			
Debt Service for Growing Greener.....	\$ 12,317	\$ 10,211	\$ 9,944
Agriculture:			
Agricultural Conservation Easement Program	13,597	13,654	13,940
Conservation and Natural Resources:			
Parks and Forest Facility Rehabilitation.....	23,760	46,352	14,879
Community Conservation Grants.....	8,465	21,909	7,496
Natural Diversity Conservation Grants.....	135	1,432	325
Environmental Protection:			
Watershed Protection and Restoration	39,222	137,168	35,228
Infrastructure Investment Authority:			
Storm Water, Water and Sewer Grants	22,423	26,038	22,324
Total Disbursements	<u>(119,919)</u>	<u>(256,764)</u>	<u>(104,136)</u>
Cash Balance, Ending	<u>\$ 154,296</u>	<u>\$ -</u>	<u>\$ -</u>

Fantasy Contest Fund

As a result of Act 42 of 2017, the Fantasy Contest Fund was administratively established to receive all assessments from licensees for the administration and enforcement of fantasy contests provided by the Gaming Control Board and Department of Revenue.

Statement of Cash Receipts and Disbursements

(Dollar Amounts in Thousands)

	2022-23 Actual	2023-24 Available	2024-25 Estimated
Cash Balance, Beginning	\$ 1,189	\$ 1,551	\$ 1,177
Receipts:			
Licensee Deposit Accts.....	\$ 116	\$ 301	\$ 288
Fantasy Contest Application Fees.....	50	50	50
Interest	46	81	47
Other	205	-	-
Total Receipts	417	432	385
Total Funds Available	\$ 1,606	\$ 1,983	\$ 1,562
Disbursements:			
Gaming Control Board:			
Application and Licensure	\$ -	\$ 28	\$ 20
Administrative Appropriations:			
Gaming Control Board.....	23	348	280
Revenue.....	32	430	418
Total Disbursements	(55)	(806)	(718)
Cash Balance, Ending.....	\$ 1,551	\$ 1,177	\$ 844

Farm Products Show Fund

The Farm Products Show Fund is a special revenue fund composed of monies received from the leasing of space to exhibitors and from rental, entry fees, and other monies received or collected by the Farm Products Show Commission. It also includes a transfer from the General Fund. The fund is used for salaries and expenses of the Farm Products Show Commission, for the maintenance of the Farm Show Building, and for prizes and premiums.

Statement of Cash Receipts and Disbursements

(Dollar Amounts in Thousands)

	<u>2022-23</u> Actual	<u>2023-24</u> Available	<u>2024-25</u> Estimated
Cash Balance, Beginning	\$ 6,085	\$ 6,913	\$ 6,839
Receipts:			
Transfer from General Fund.....	\$ 5,000	\$ 5,000	\$ 5,000
Rentals	3,243	3,650	3,760
Parking	2,446	2,741	2,823
Exhibit Fees.....	558	600	618
Service Charges	757	850	876
Concession.....	1,958	2,055	2,117
Interest	241	357	311
Other	506	600	618
Total Receipts	14,709	15,853	16,123
Total Funds Available	\$ 20,794	\$ 22,766	\$ 22,962
Disbursements:			
Agriculture	\$ 13,881	\$ 15,927	\$ 16,523
Total Disbursements	(13,881)	(15,927)	(16,523)
Cash Balance, Ending	\$ 6,913	\$ 6,839	\$ 6,439

Fire and Emergency Medical Services Loan Fund

Bond referenda in 1975, 1981, 1990, and 2002 authorized a total of \$100 million of bonds to be issued for acquisition and replacement of volunteer fire, ambulance, and rescue company equipment and facilities. Act 208 of 1976 established a revolving loan fund known as the Volunteer Companies Loan Fund. Loans provided for under these bond issues are administered by the Office of the State Fire Commissioner. In addition to bond proceeds, revenues include loan repayments and penalty charges. To increase program participation and accessibility, Act 129 of 2013 modified loan amounts, loan periods, and the number of loans allowed for emergency service providers. Act 91 of 2020 changed the name of the Volunteer Fire Company, Ambulance Service and Rescue Squad Assistance program to the Fire and Emergency Medical Services Loan Program and the name of the Volunteer Companies Loan Fund to the Fire and Emergency Services Loan Fund.

Statement of Cash Receipts and Disbursements

(Dollar Amounts in Thousands)

	<u>2022-23</u> Actual	<u>2023-24</u> Available	<u>2024-25</u> Estimated
Cash Balance, Beginning	\$ 52,006	\$ 58,981	\$ 57,567
Receipts:			
Loan Principal and Interest Repayments	\$ 11,335	\$ 11,002	\$ 12,141
Interest	1,766	2,583	2,695
Penalty Charges	1	1	-
Total Receipts	<u>13,102</u>	<u>13,586</u>	<u>14,836</u>
Total Funds Available	\$ 65,108	\$ 72,567	\$ 72,403
Disbursements:			
Office of State Fire Commissioner	\$ 6,127	\$ 15,000	\$ 15,000
Total Disbursements	<u>(6,127)</u>	<u>(15,000)</u>	<u>(15,000)</u>
Cash Balance, Ending	\$ 58,981	\$ 57,567	\$ 57,403

Fire Insurance Tax Fund

This fund was created by Act 205 of 1984 and is administered by the Auditor General. Prior to 2022-23, the revenue for the Fire Insurance Tax Fund results from the 2 percent tax paid upon premiums received from foreign (out-of-state) fire insurance companies on business done within the Commonwealth. Act 53 of 2022 requires the greater of 8.5 percent of all insurance premiums tax collections or \$85 million per fiscal year to be transferred to the fund beginning in 2022-23. The funds are distributed based on the population and market value of real estate of each municipality. In addition, the distribution formula provides for differential payment for paid and volunteer firefighters. The amount to be distributed based on paid firefighters is transferred to the Municipal Pension Aid Fund for payment. This money must be paid by the local governmental organization into the relief, pension, or retirement fund of the recognized firefighting organization serving the city, town, township, or borough.

Statement of Cash Receipts and Disbursements

(Dollar Amounts in Thousands)

	2022-23 Actual	2023-24 Available	2024-25 Estimated
Cash Balance, Beginning	\$ 85,421	\$ 85,229	\$ 85,229
Receipts:			
Insurance Premiums Tax	\$ 85,000	\$ 85,000	\$ 85,000
Total Receipts	<u>85,000</u>	<u>85,000</u>	<u>85,000</u>
Total Funds Available	\$ 170,421	\$ 170,229	\$ 170,229
Disbursements:			
Auditor General:			
Transfer to Municipal Pension Aid Fund	\$ 17,680	\$ 17,401	\$ 17,400
Aid to Local Jurisdictions	<u>67,512</u>	<u>67,599</u>	<u>67,600</u>
Total Disbursements	<u>(85,192)</u>	<u>(85,000)</u>	<u>(85,000)</u>
Cash Balance, Ending	\$ 85,229	\$ 85,229	\$ 85,229

Fish Fund

The Fish Fund is a special revenue fund composed of monies from fishing license fees, fines, penalties, federal contributions, and other sources. It provides for the administration and enforcement of the fish laws and the protection and propagation of aquatic life.

Statement of Cash Receipts and Disbursements

(Dollar Amounts in Thousands)

	<u>2022-23</u> Actual	<u>2023-24</u> Available	<u>2024-25</u> Estimated
Cash Balance, Beginning	\$ 80,414	\$ 75,937	\$ 80,577
Receipts:			
Licenses and Fees.....	\$ 29,871	\$ 28,970	\$ 34,379
Fines and Penalties	215	325	325
Restricted Funds	2,614	2,678	2,678
Federal Receipts	10,693	12,232	11,363
Interest	2,278	2,934	3,737
Sale of Goods.....	133	223	223
Sale of Publications	9	9	9
Monsanto Settlement.....	-	15,330	-
Other	901	898	933
Total Receipts	46,714	63,599	53,647
Total Funds Available	\$ 127,128	\$ 139,536	\$ 134,224
Disbursements:			
Fish and Boat Commission	\$ 51,191	\$ 58,959	\$ 55,363
Total Disbursements	(51,191)	(58,959)	(55,363)
Cash Balance, Ending.....	\$ 75,937	\$ 80,577	\$ 78,861

Game Fund

The Game Fund is a special revenue fund composed of monies from hunting license fees, sale of wood products, fines and penalties, rents, federal contributions, and interest. It provides for the administration and enforcement of the game laws and the protection and propagation of game species.

Statement of Cash Receipts and Disbursements

(Dollar Amounts in Thousands)

	<u>2022-23</u> Actual	<u>2023-24</u> Available	<u>2024-25</u> Estimated
Cash Balance, Beginning	\$ 257,476	\$ 495,173	\$ 438,392
Receipts:			
Licenses and Fees.....	\$ 49,732	\$ 54,593	\$ 52,888
Resident License Fee - Transfer for Wildlife Propagation.....	(9,000)	(9,000)	(9,000)
Fines and Penalties	1,321	1,537	1,489
Gas and Oil Leases	319,217	134,000	84,484
Federal Receipts	46,202	41,128	31,137
Habitat License Fee Transfer.....	9,000	9,000	9,000
Interest	12,033	17,224	17,393
Sale of Goods.....	997	1,046	1,215
Sale of Wood Products	7,326	6,250	7,347
Sale of Publications	425	535	376
Agency Construction Projects	14,525	-	12,000
Cost Sharing Escrow Funds.....	3,286	3,303	5,928
Monsanto Settlement.....	-	7,665	-
Other	676	4,051	1,180
Total Receipts	455,740	271,332	215,437
Total Funds Available	\$ 713,216	\$ 766,505	\$ 653,829
Disbursements:			
Game Commission	\$ 212,637	\$ 323,755	\$ 297,524
General Services	5,406	4,358	45,806
Total Disbursements	(218,043)	(328,113)	(343,330)
Cash Balance, Ending.....	\$ 495,173	\$ 438,392	\$ 310,499

Governor Robert P. Casey Memorial Organ and Tissue Donation Awareness Trust Fund

This fund was established by Act 102 of 1994 and derives revenue from private contributions, income tax refund check-off donations, and a voluntary add-on to the fee for an original or renewal driver's license, state identification card or vehicle registration. Act 90 of 2018 increased the voluntary add-on amount from \$1 to \$3 and provided for the establishment of a publicly accessible internet website within the Department of Transportation for voluntary donations of at least \$1. Act 115 of 2020 further provided for the voluntary add-on of up to \$6 for biennial vehicle registration renewals.

After the payment of initial departmental operating costs associated with the fund, including support of the Organ and Tissue Donation Advisory Committee, any remaining funds may be expended as prescribed by Act 90: 10 percent for hospital and medical expenses, funeral expenses, and incidental expenses incurred by the donor or the donor's family in connection with making an organ or tissue donation, and for support services to organ donors, tissue donors, and their families such as bereavement counseling services; 50 percent for grants to certified organ procurement organizations for the development and implementation of organ donation awareness programs; 15 percent in cooperation with certified organ procurement organizations for the Project Make-A-Choice program; and 25 percent for the implementation of organ donation awareness programs in secondary schools.

Statement of Cash Receipts and Disbursements

(Dollar Amounts in Thousands)

	<u>2022-23</u> Actual	<u>2023-24</u> Available	<u>2024-25</u> Estimated
Cash Balance, Beginning	\$ 1,901	\$ 2,108	\$ 1,647
Receipts:			
Donations - State Income Tax Forms	\$ 5	\$ 5	\$ 5
Donations - Driver's License Applicants	241	241	226
Donations - Motor Vehicle Registrations	600	601	546
Donations - Private	1	1	1
Interest	71	116	72
Total Receipts	918	964	850
Total Funds Available	\$ 2,819	\$ 3,072	\$ 2,497
Disbursements:			
Education	\$ 200	\$ 238	\$ 238
Health	511	959	852
Transportation	-	228	-
Total Disbursements	(711)	(1,425)	(1,090)
Cash Balance, Ending	\$ 2,108	\$ 1,647	\$ 1,407

Growing Greener Bond Fund

This fund was created under the authority of Act 45 of 2005 to receive and distribute the proceeds from the sale of \$625 million in bonds. This money will be used to finance various environmental projects such as watershed protection, mine drainage remediation, advanced energy, flood protection, brownfields remediation, state parks and forests facilities, open space conservation, farmland preservation, capital improvement projects for fishing, boating and hunting, and for county environmental initiatives.

Statement of Cash Receipts and Disbursements

(Dollar Amounts in Thousands)

	<u>2022-23</u> Actual	<u>2023-24</u> Available	<u>2024-25</u> Estimated
Cash Balance, Beginning	\$ 795	\$ 823	\$ -
Receipts:			
Accumulated Interest Transfer for Debt Service	\$ -	\$ (243)	\$ -
Interest	28	44	-
Total Receipts	<u>28</u>	<u>(199)</u>	<u>-</u>
Total Funds Available	<u>\$ 823</u>	<u>\$ 624</u>	<u>\$ -</u>
Disbursements:			
Community and Economic Development:			
Main Street Downtown Development	\$ -	\$ 624	\$ -
Total Disbursements	<u>-</u>	<u>(624)</u>	<u>-</u>
Cash Balance, Ending	<u>\$ 823</u>	<u>\$ -</u>	<u>\$ -</u>

Growing Greener Bond Sinking Fund

Payment of interest and principal due on outstanding Growing Greener bonds is made from this fund. The annual authorization from the Environmental Stewardship Fund (ESF) for general obligation debt service and interest on monies in the Growing Greener Bond Fund provide revenues to this fund.

Statement of Cash Receipts and Disbursements

(Dollar Amounts in Thousands)

	2022-23 Actual	2023-24 Available	2024-25 Estimated
Cash Balance, Beginning	\$ 6	\$ 6	\$ -
Receipts:			
Transfer from Environmental Stewardship Fund	\$ 12,317	\$ 10,211	\$ 9,944
Total Receipts	<u>12,317</u>	<u>10,211</u>	<u>9,944</u>
Total Funds Available	<u>\$ 12,323</u>	<u>\$ 10,217</u>	<u>\$ 9,944</u>
Disbursements:			
Treasury	\$ 12,317	\$ 10,217	\$ 9,944
Total Disbursements	<u>(12,317)</u>	<u>(10,217)</u>	<u>(9,944)</u>
Cash Balance, Ending	<u>\$ 6</u>	<u>\$ -</u>	<u>\$ -</u>

Hazardous Material Response Fund

The Hazardous Material Response Fund was created by Act 165 of 1990 and amended by Act 121 of 2000 to carry out Pennsylvania's responsibilities under Title III of the Federal Superfund Amendments and Reauthorization Act (SARA Title III). Revenue is generated from toxic chemical registration fees and toxic chemical release form fees. Expenditures are for training hazardous material response teams, public education programs, grants to counties for SARA Title III activities, cost recovery grants, facility and vehicle inspections, testing, and administration of the program including data collection and management.

Statement of Cash Receipts and Disbursements

(Dollar Amounts in Thousands)

	2022-23 Actual	2023-24 Available	2024-25 Estimated
Restricted Cash Balance, Beginning	\$ 823	\$ 900	\$ 463
Receipts	83	80	80
Disbursements - Labor and Industry	(6)	(517)	(517)
Restricted Cash Balance, Ending	\$ 900	\$ 463	\$ 26
 Unrestricted Cash Balance, Beginning	 \$ (209) ^a	 \$ (302) ^a	 \$ 0
Receipts:			
Toxic Chemical Release Form Fee	\$ 798	\$ 876	\$ 820
Chemical Inventory Fee	359	359	360
Interest	11	47	10
Other	18	20	20
Total Receipts	1,186	1,302	1,210
Total Funds Available	\$ 977	\$ 1,000	\$ 1,210
Disbursements:			
Emergency Management	\$ 1,279	\$ 1,000	\$ 900
Total Disbursements	(1,279)	(1,000)	(900)
Unrestricted Cash Balance, Ending	\$ (302)	\$ 0	\$ 310
 Total Cash Balance, Beginning	 \$ 614	 \$ 598	 \$ 463
Receipts	1,269	1,382	1,290
Disbursements	(1,285)	(1,517)	(1,417)
Total Cash Balance, Ending	\$ 598	\$ 463	\$ 336

^a Reflects a timing difference between expenditures posted at year-end and revenues received in the subsequent year.

Hazardous Sites Cleanup Fund

This fund was created by Act 58 of 1987 to finance the cleanup and restoration of abandoned hazardous waste sites in the Commonwealth. Expenditures from this fund are for cleaning up abandoned hazardous waste sites throughout the Commonwealth and restoring the land to productive use. Revenue is generated from a Hazardous Waste Fee as well as money received from parties determined responsible for site contamination. Prior to 2002-03, the fund received one-quarter mill of the Capital Stock and Franchise Tax. Act 77 of 2007 provided for a one-time transfer in 2007-08 of monies lapsed from certain appropriations within the Legislature. Beginning in 2008-09, the act also included an annual transfer to the fund of \$40 million of revenue received from the Capital Stock and Franchise Tax. Act 13 of 2012 includes an annual transfer from the Marcellus Legacy Fund beginning in 2014-15 and Act 44 of 2017 modified this transfer. The Capital Stock and Franchise Tax was eliminated on January 1, 2016.

Statement of Cash Receipts and Disbursements

(Dollar Amounts in Thousands)

	2022-23 Actual	2023-24 Available	2024-25 Estimated
Cash Balance, Beginning	\$ 75,918	\$ 72,582	\$ 39,419
Receipts:			
Transfer of Capital Stock and Franchise Tax	\$ 4,772	\$ 3,134	\$ 700
Transfer from Marcellus Legacy Fund (OGLF)	15,000	15,000	15,000
Transfer from Marcellus Legacy Fund	5,182	3,242	3,033
Hazardous Waste Fee	1,788	2,088	1,740
Cost Recovery	804	1,819	1,050
Interest	2,329	4,144	1,153
Other	4,971	48	-
Total Receipts	34,846	29,475	22,676
Total Funds Available	\$ 110,764	\$ 102,057	\$ 62,095
Disbursements:			
Environmental Protection:			
General Operations	\$ 19,210	\$ 24,248	\$ 23,303
Hazardous Sites Cleanup - OGLF	13,911	23,695	15,000
Hazardous Sites Cleanup	364	9,032	9,000
Host Municipality Grants	-	25	25
Small Business Pollution Prevention	697	1,638	1,000
Transfer to Industrial Sites Cleanup Fund	3,000	3,000	3,000
Transfer to Household Hazardous Waste Account	1,000	1,000	1,000
Total Disbursements	(38,182)	(62,638)	(52,328)
Cash Balance, Ending	\$ 72,582	\$ 39,419	\$ 9,767

Higher Education Assistance Fund

This fund statement presents financial activity within the Higher Education Assistance Fund that is related only to programs funded by state and federal appropriations. The Pennsylvania Higher Education Assistance Agency (PHEAA) administers other programs through the Higher Education Assistance Fund which are not included in this presentation. Funding is used primarily for the following purposes: (1) grants to students; (2) grants to nondenominational private postsecondary educational institutions; (3) grants to institutions of higher learning for the purpose of helping the institution secure federal funds to provide direct financial aid to students; (4) funds to institutions for the Federal Work Study Program; (5) grants to minority students entering graduate professional schools under the Bond-Hill Program; (6) funds to recruit gifted students to Cheyney University; (7) funds for the higher education of disadvantaged students; and (8) funds for the higher education of blind or deaf students. Revenues to this fund are derived from General Fund appropriations by the General Assembly, federal funds, and interest earnings.

Statement of Cash Receipts and Disbursements

(Dollar Amounts in Thousands)

	<u>2022-23</u> Actual	<u>2023-24</u> Available	<u>2024-25</u> Estimated
Cash Balance, Beginning	\$ 76,622	\$ 94,193	\$ 104,805
Receipts:			
Transfer from General Fund.....	\$ 414,459	\$ 430,356	\$ 476,437
Investment Earnings	6,402	10,612	5,031
Federal Revenue	37,451	3,235	1,615
Other	10,700	30,051	21,500
Total Receipts	<u>469,012</u>	<u>474,254</u>	<u>504,583</u>
Total Funds Available	\$ 545,634	\$ 568,447	\$ 609,388
Disbursements:			
Higher Education Assistance Agency	\$ 451,441	\$ 463,642	\$ 499,552
Total Disbursements	<u>(451,441)</u>	<u>(463,642)</u>	<u>(499,552)</u>
Cash Balance, Ending	\$ 94,193	\$ 104,805	\$ 109,836

Highway Beautification Fund

The Highway Beautification Fund was created by Act 5 of Special Session Three of 1966. Highway beautification activities are supported by licenses, fees, fines, penalties, and interest. Activities include the regulating of outdoor advertising and junkyards.

Statement of Cash Receipts and Disbursements

(Dollar Amounts in Thousands)

	<u>2022-23</u> Actual	<u>2023-24</u> Available	<u>2024-25</u> Estimated
Cash Balance, Beginning	\$ 251	\$ 342	\$ 323
Receipts:			
Licenses and Fees.....	\$ 415	\$ 332	\$ 332
Interest	11	18	15
Total Receipts	426	350	347
Total Funds Available	\$ 677	\$ 692	\$ 670
Disbursements:			
Transportation	\$ 335	\$ 369	\$ 360
Total Disbursements	(335)	(369)	(360)
Cash Balance, Ending.....	\$ 342	\$ 323	\$ 310

Historical Preservation Fund

This fund was created for expenditure by the Historical and Museum Commission for the preservation, care, and maintenance of state historical properties, museums, and records and for the financing of historical research and publication programs. Money in the fund can also be used to purchase publications and souvenirs of a historical nature for sale at commission administered properties. This fund is made up of monies from the sale of publications by the Pennsylvania Historical and Museum Commission and all monies received from admission fees or other sales by the commission at the state historical properties and/or museums. Act 173 of 2002 enables the commission to sell most Commonwealth publications to the public and provides that net proceeds from the publication sales and from the sale of historical properties administered by the commission shall be deposited into the fund. The Historical Preservation Fund is designated for projects of the Historical and Museum Commission for which they have agreements to complete over a period of several fiscal years.

Statement of Cash Receipts and Disbursements

(Dollar Amounts in Thousands)

	<u>2022-23</u> Actual	<u>2023-24</u> Available	<u>2024-25</u> Estimated
Restricted Cash Balance, Beginning	\$ 3,194	\$ 2,602	\$ 1,893
Receipts	2	-	5
Disbursements - Historical and Museum Commission.....	(594)	(709)	(709)
Restricted Cash Balance, Ending	\$ 2,602	\$ 1,893	\$ 1,189
 Unrestricted Cash Balance, Beginning.....	 \$ 2,074	 \$ 3,117	 \$ 3,423
Receipts:			
Admission Fees	\$ 1,265	\$ 1,000	\$ 1,000
Interest	196	318	234
Other	442	155	155
Total Receipts	<u>1,903</u>	<u>1,473</u>	<u>1,389</u>
Total Funds Available	\$ 3,977	\$ 4,590	\$ 4,812
Disbursements:			
Historical and Museum Commission	\$ 860	\$ 1,167	\$ 1,342
Total Disbursements	<u>(860)</u>	<u>(1,167)</u>	<u>(1,342)</u>
Unrestricted Cash Balance, Ending	\$ 3,117	\$ 3,423	\$ 3,470
 Total Cash Balance, Beginning	 \$ 5,268	 \$ 5,719	 \$ 5,316
Receipts	1,905	1,473	1,394
Disbursements.....	(1,454)	(1,876)	(2,051)
Total Cash Balance, Ending	\$ 5,719	\$ 5,316	\$ 4,659

HOME Investment Trust Fund

This fund was established by Act 172 of 1992 in order to administer Pennsylvania's program under the National Affordable Housing Act of 1990. Funding is provided by the Federal Department of Housing and Urban Development on an annual basis. Expenditures are for the development and support of affordable rental housing and home ownership through the acquisition, new construction, reconstruction, or rehabilitation of housing.

Beginning in 2000-01, the majority of federal funds are granted directly through the implementation of the Federal Department of Housing and Urban Development Integrated Disbursement and Information System and do not flow through the Department of Community and Economic Development. Administrative funds are appropriated to the department to continue the program.

Statement of Cash Receipts and Disbursements

(Dollar Amounts in Thousands)

	2022-23 Actual	2023-24 Available	2024-25 Estimated
Cash Balance, Beginning	\$ 955	\$ 1,219	\$ -
Receipts:			
Federal Revenue	\$ 1,361	\$ 25,474	\$ 3,850
HOME Program Income.....	327	200	100
Interest	42	71	50
Total Receipts	<u>1,730</u>	<u>25,745</u>	<u>4,000</u>
Total Funds Available	\$ 2,685	\$ 26,964	\$ 4,000
Disbursements:			
Community and Economic Development	\$ 1,466	\$ 26,964	\$ 4,000
Total Disbursements	<u>(1,466)</u>	<u>(26,964)</u>	<u>(4,000)</u>
Cash Balance, Ending	\$ 1,219	\$ -	\$ -

Housing Affordability and Rehabilitation Enhancement Fund

This fund was established by Act 105 of 2010. Revenue consists of a transfer from the Unconventional Gas Well Fund. Disbursements are made in accordance with the Housing Finance Agency Law. Act 58 of 2015 provides for additional funding to be transferred to this fund based on the amount of Realty Transfer Tax (RTT) received yearly. Act 108 of 2022 increased the cap of the annual RTT transfer to \$60 million beginning July 1, 2023.

This budget proposes to eliminate the current law calculation and increase the RTT transfer cap by \$10 million for 2024-25 and each fiscal year thereafter until reaching \$100 million per fiscal year in 2027-28.

Statement of Cash Receipts and Disbursements

(Dollar Amounts in Thousands)

	2022-23 Actual	2023-24 Available	2024-25 Estimated
Cash Balance, Beginning	\$ 6,621	\$ 8,460	\$ 7,074
Receipts:			
Transfer from Unconventional Gas Well Fund.....	\$ 7,390	\$ 5,000	\$ 5,000
Transfer of Realty Transfer Tax	40,000	60,000	70,000
Interest	279	1,004	340
Total Receipts	47,669	66,004	75,340
Total Funds Available	\$ 54,290	\$ 74,464	\$ 82,414
Disbursements:			
Pennsylvania Housing Finance Agency:			
Housing Affordability and Rehabilitation Program.....	\$ 5,830	\$ 7,390	\$ 5,000
Housing Programs-RTT.....	40,000	60,000	70,000
Total Disbursements	(45,830)	(67,390)	(75,000)
Cash Balance, Ending	\$ 8,460	\$ 7,074	\$ 7,414

Industrial Sites Cleanup Fund

Act 2 of 1995 created the Industrial Sites Cleanup Fund to provide grants and loans to political subdivisions, local economic development agencies, and others who, as part of an economic development strategy, undertake voluntary cleanup of property contaminated by industrial activity. Act 6 of 2000 allows the Department of Community and Economic Development to provide performance-based loans, which may be forgiven if performance measures are met. Also, Act 6 expanded the program to include remediation of non-hazardous waste or debris. Revenue to the fund consists of transfers from the Hazardous Sites Cleanup Fund, any funds appropriated by the General Assembly, interest earnings, and loan repayments. Grants and loans are prioritized based on the benefit of the project to the public health and safety, the cost effectiveness of the project, the economic distress of the area, and the potential of the project to result in economic development. Revenue to the fund is primarily derived through transfers from the Hazardous Sites Cleanup Fund. The primary revenue source for the Hazardous Sites Cleanup Fund ended with the full phase-out of the Capital Stock and Franchise Tax on January 1, 2016.

Statement of Cash Receipts and Disbursements

(Dollar Amounts in Thousands)

	2022-23 Actual	2023-24 Available	2024-25 Estimated
Cash Balance, Beginning	\$ 11,712	\$ 11,942	\$ 5,978
Receipts:			
Loan Principal and Interest Repayments.....	\$ 70	\$ 100	\$ 1,000
Transfer from Hazardous Sites Cleanup Fund	3,000	3,000	3,000
Interest	444	650	243
Total Receipts	3,514	3,750	4,243
Total Funds Available	\$ 15,226	\$ 15,692	\$ 10,221
Disbursements:			
Community and Economic Development	\$ 3,284	\$ 9,714	\$ 5,814
Total Disbursements	(3,284)	(9,714)	(5,814)
Cash Balance, Ending	\$ 11,942	\$ 5,978	\$ 4,407

Insurance Fraud Prevention Trust Fund

The Insurance Fraud Prevention Trust Fund was created by Act 166 of 1994. The purpose of the fund is to finance activities in the Commonwealth to prevent, combat, and reduce insurance fraud, by improving and supporting insurance fraud law enforcement, prosecutions, and prevention. The source of funds includes assessments on the insurance companies that conduct business in the Commonwealth of Pennsylvania, fines and penalties, and interest earnings.

Statement of Cash Receipts and Disbursements

(Dollar Amounts in Thousands)

	2022-23 Actual	2023-24 Available	2024-25 Estimated
Cash Balance, Beginning	\$ 11,073	\$ 9,934	\$ 3,442
Receipts:			
Assessments, Fines and Penalties	\$ 14,090	\$ 17,667	\$ 18,144
Interest	303	522	182
Total Receipts	14,393	18,189	18,326
Total Funds Available	\$ 25,466	\$ 28,123	\$ 21,768
Disbursements:			
Insurance Fraud Prevention Authority	\$ 15,532	\$ 24,681	\$ 17,426
Total Disbursements	(15,532)	(24,681)	(17,426)
Cash Balance, Ending	\$ 9,934	\$ 3,442	\$ 4,342

Insurance Liquidation Fund

The Insurance Department is responsible for administering the liquidation of insolvent domestic insurance carriers pursuant to orders of the Commonwealth Court under Article V of the Insurance Department Act. This fund is used to permit the Treasury Department to invest the assets of insolvent insurance carriers. These assets are used to pay claims and expenses incurred in the administration of domestic insurance carrier insolvencies.

Statement of Cash Receipts and Disbursements

(Dollar Amounts in Thousands)

	2022-23 Actual	2023-24 Available	2024-25 Estimated
Cash Balance, Beginning	\$ 2,117	\$ 2,741	\$ 2,886
Receipts:			
Liquidation Services.....	\$ -	\$ -	\$ 994
Liquidation Investments	-	-	10,000
Interest	77	145	139
Investment Income	547	-	-
Total Receipts	624	145	11,133
Total Funds Available	\$ 2,741	\$ 2,886	\$ 14,019
Disbursements:			
Insurance:			
Administration	\$ -	\$ -	\$ 994
Claims	-	-	10,000
Total Disbursements	-	-	(10,994)
Cash Balance, Ending	\$ 2,741	\$ 2,886	\$ 3,025

Insurance Regulation and Oversight Fund

This fund was established by Act 46 of 2013 to provide for the Insurance Department's regulation, management, development, and oversight of the Commonwealth's insurance industry.

The Insurance Regulation and Oversight Fund receives 50 percent of all licenses and fees collected by the Insurance Department and all augmentations and reimbursements made to the department by regulated entities. The surcharge on moving vehicle violations remains in the General Fund.

At the end of the fiscal year, the fund retains an amount equal to no more than 100 percent of the total expenditures and commitments by the department from the immediately preceding fiscal year. If the balance in the fund at the end of the fiscal year exceeds the retention amount, then that amount of excess funds is to be returned to the General Fund within 30 days of the end of the fiscal year.

Statement of Cash Receipts and Disbursements

(Dollar Amounts in Thousands)

	<u>2022-23</u> Actual	<u>2023-24</u> Available	<u>2024-25</u> Estimated
Cash Balance, Beginning	\$ 47,419	\$ 52,829	\$ 41,084
Receipts:			
Licenses and Fees	\$ 45,533	\$ 42,050	\$ 42,550
Examination Reimbursements	5,743	5,800	6,100
Federal Receipts	-	-	5,000
Interest	1,122	1,705	1,890
Other	981	1,100	-
Return To General Fund	(16,802)	(21,180)	(6,882)
Total Receipts	36,577	29,475	48,658
Total Funds Available	\$ 83,996	\$ 82,304	\$ 89,742
Disbursements:			
Insurance	\$ 31,167	\$ 41,220	\$ 44,653
Total Disbursements	(31,167)	(41,220)	(44,653)
Cash Balance, Ending	\$ 52,829	\$ 41,084	\$ 45,089

Job Training Fund

This fund was created by Act 5 of 2005 to facilitate advances in workforce development in the Commonwealth. The Job Training Fund awards annual grants to entities in specified rural counties which run workforce education programs and services for job training assistance to incumbent workers, dislocated workers, adult and youth workers, and other workforce development programs. Receipts in the fund are transfers from the Special Administration Fund and are supplemented by interest earnings and other monies appropriated to the fund. Due to anticipated shortfalls in the Unemployment Compensation Administration Fund, the department suspended transfers to the Job Training Fund beginning in 2016-17. Until such time as sufficient revenues become available, all Special Administration Fund revenues will be used for the administration of unemployment compensation.

Statement of Cash Receipts and Disbursements

(Dollar Amounts in Thousands)

	2022-23 Actual	2023-24 Available	2024-25 Estimated
Cash Balance, Beginning	\$ 5	\$ 5	\$ 5
Receipts:			
Interest	\$ -	\$ -	\$ -
Total Receipts	-	-	-
Total Funds Available	<u>\$ 5</u>	<u>\$ 5</u>	<u>\$ 5</u>
Disbursements:			
Labor and Industry	\$ -	\$ -	\$ -
Total Disbursements	-	-	-
Cash Balance, Ending	<u>\$ 5</u>	<u>\$ 5</u>	<u>\$ 5</u>

Justice Reinvestment Fund

The Justice Reinvestment Fund was created by Act 196 of 2012 and supports programs and activities that improved the delivery of criminal justice services within the Commonwealth.

Funding for the first phase of the Justice Reimbursement Initiative was derived from savings to the State Correctional Institutions through implementation of Act 122 of 2012. Disbursements were made according to the provisions of Act 196 which included fixed amounts to the Pennsylvania Commission on Crime and Delinquency and the Pennsylvania Commission on Sentencing. Amounts remaining in the fund after these disbursements were distributed by formula to various programs, such as victim services, offender risk assessment modeling, county probation grants, county innovative policing and contracts to divert short- and medium-minimum offenders from incarceration, state parole processes, and coordinated safe community reentry programs.

Act 115 of 2019, which establishes the second phase of the Justice Reinvestment Initiative, will provide revenue to the fund through savings generated by the implementation of short sentence parole, increased use of the state drug treatment program, and the use of sanctions for technical parole violations. Through Act 114 of 2019, the fund is continued, and deposits and disbursements began in 2021-22 based on a prescribed percentage of program savings generated in the year prior to the deposits. Distributions will continue through 2025-26. Annual grants made from this fund will supplement and not supplant existing funding, including funding provided to county governments.

Statement of Cash Receipts and Disbursements

(Dollar Amounts in Thousands)

	<u>2022-23</u> Actual	<u>2023-24</u> Available	<u>2024-25</u> Estimated
Cash Balance, Beginning	\$ 1,342	\$ 1,346	\$ 174
Receipts:			
Transfer from General Fund.....	\$ 247	\$ 2,015	\$ 5,748
Interest	49	118	8
Total Receipts	<u>296</u>	<u>2,133</u>	<u>5,756</u>
Total Funds Available	\$ 1,638	\$ 3,479	\$ 5,930
Disbursements:			
Commission on Crime and Delinquency	\$ 118	\$ 2,548	\$ 5,348
Commission on Sentencing	174	757	400
Total Disbursements	<u>(292)</u>	<u>(3,305)</u>	<u>(5,748)</u>
Cash Balance, Ending	\$ 1,346	\$ 174	\$ 182

Keystone Recreation, Park, and Conservation Fund

The Keystone Recreation, Park, and Conservation Fund is a special fund composed of monies from the sale of specific bonds and certain tax revenues. This fund provides for increased acquisitions, improvements and expansions of Commonwealth and community parks, recreation facilities historic sites, zoos, public libraries, nature preserves, and wildlife habitats.

Act 50 of 1993 approved the transfer of 15 percent of revenues from the state Realty Transfer Tax to this fund. These monies are distributed to programs according to the formula contained in the act. Uses of this fund were specifically approved through a voter referendum. Any balance in the fund is committed for eligible projects.

Statement of Cash Receipts and Disbursements

(Dollar Amounts in Thousands)

	<u>2022-23</u> Actual	<u>2023-24</u> Available	<u>2024-25</u> Estimated
Cash Balance, Beginning	\$ 245,555	\$ 256,288	\$ -
Receipts:			
Realty Transfer Tax	\$ 123,340	\$ 100,900	\$ 122,800
Interest	8,178	11,093	11,625
Total Receipts	<u>131,518</u>	<u>111,993</u>	<u>134,425</u>
Total Funds Available	<u>\$ 377,073</u>	<u>\$ 368,281</u>	<u>\$ 134,425</u>
Disbursements:			
Conservation and Natural Resources	\$ 73,871	\$ 266,476	\$ 87,376
Education	36,154	42,535	29,574
Historical and Museum Commission	10,760	59,270	17,475
Total Disbursements	<u>(120,785)</u>	<u>(368,281)</u>	<u>(134,425)</u>
Cash Balance, Ending	<u>\$ 256,288</u>	<u>\$ -</u>	<u>\$ -</u>

Liquid Fuels Tax Fund

The Liquid Fuels Tax Fund was created in 1931 to assist in funding the local roads system. Through December 2013, one-half cent per gallon of gasoline and diesel fuel taxes was deposited into the fund for semi-annual distribution to county governments and to pay registration fees for vehicles operated by mass transportation systems. Beginning January 2014, per Act 89 of 2013, a new millage rate replaced the one-half cent per gallon on gasoline and diesel fuel tax. The new rate is 4.17 percent of the mills imposed under Title 75, Section 9502 (A) (5). After payment of fees, remaining funds are allocated to the counties on a three-year average refund to total refund formula and must be used for highway purposes. Since the majority of counties have direct jurisdiction over a limited number of roads, a large portion of these funds are further allocated by the counties to their political subdivisions. To streamline payments to counties, the Department of Revenue delegated the authority for these payments and attendant expenses to the Department of Transportation effective in 1999-00.

Statement of Cash Receipts and Disbursements

(Dollar Amounts in Thousands)

	2022-23 Actual	2023-24 Available	2024-25 Estimated
Cash Balance, Beginning	\$ 6,395	\$ 7,693	\$ 7,215
Receipts:			
Tax on Gasoline	\$ 21,522	\$ 22,062	\$ 21,313
Tax on Diesel Fuel	6,324	6,449	6,044
Total Receipts	<u>27,846</u>	<u>28,511</u>	<u>27,357</u>
Total Funds Available	<u>\$ 34,241</u>	<u>\$ 36,204</u>	<u>\$ 34,572</u>
Disbursements:			
Transfer to Boat Fund	\$ 110	\$ 110	\$ 110
Transportation	26,438	28,879	26,838
Total Disbursements	<u>(26,548)</u>	<u>(28,989)</u>	<u>(26,948)</u>
Cash Balance, Ending	<u>\$ 7,693</u>	<u>\$ 7,215</u>	<u>\$ 7,624</u>

Liquor License Fund

The Liquor License Fund serves as a pass-through account for liquor and/or beer license fees from hotels, restaurants, and clubs. These fees are returned semi-annually to the municipalities in which the licenses are located.

Statement of Cash Receipts and Disbursements

(Dollar Amounts in Thousands)

Table with 4 columns: Description, 2022-23 Actual, 2023-24 Available, 2024-25 Estimated. Rows include Cash Balance, Beginning; Receipts (License Fees, Total Receipts); Total Funds Available; Disbursements (Liquor Control Board, Total Disbursements); and Cash Balance, Ending.

Local Cigarette Tax Fund

The Local Cigarette Tax Fund is a fiduciary fund composed of monies received from the collection of a local option Cigarette Tax in cities of the first class. Act 131 of 2014 allows a school district, when authorized by the governing body of a first class city (Philadelphia), to impose and assess an excise tax on the sale or possession of cigarettes at the rate of \$0.10 per cigarette. This tax is only assessed on cigarettes currently subject to a levy under Article XII of the Tax Reform Code of 1971. The Department of Revenue is authorized to retain the sum of the costs of collections.

Statement of Cash Receipts and Disbursements

(Dollar Amounts in Thousands)

	2022-23 Actual	2023-24 Available	2024-25 Estimated
Cash Balance, Beginning	\$ 2,501	\$ 2,039	\$ -
Receipts:			
Philadelphia Cigarette Tax Collections	\$ 21,902	\$ 21,536	\$ 21,436
Act 84 of 2016 Collection Adjustment	31,043	36,535	36,900
Interest	87	697	-
Offset Department of Revenue Collection Costs	(436)	(436)	(436)
Total Receipts	<u>52,596</u>	<u>58,332</u>	<u>57,900</u>
Total Funds Available	\$ 55,097	\$ 60,371	\$ 57,900
Disbursements:			
Distribution to the Philadelphia School District	\$ 53,058	\$ 60,371	\$ 57,900
Total Disbursements	<u>(53,058)</u>	<u>(60,371)</u>	<u>(57,900)</u>
Cash Balance, Ending	\$ 2,039	\$ -	\$ -

Local Government Capital Project Loan Fund

This fund was created in 1990 to assist municipal governments in acquiring equipment and facilities by providing low-interest loans to those governments which find conventional loan costs to be prohibitive. Loans are provided at a rate of 2 percent for periods not to exceed 10 years. Revenues received from loan repayment and interest accrual are returned to the fund on a revolving basis. Act 46 of 1997 extended this fund indefinitely.

Statement of Cash Receipts and Disbursements

(Dollar Amounts in Thousands)

	2022-23 Actual	2023-24 Available	2024-25 Estimated
Cash Balance, Beginning	\$ 2,054	\$ 2,202	\$ 1,490
Receipts:			
Loan Principal and Interest Repayments	\$ 165	\$ 170	\$ 170
Interest	72	118	52
Total Receipts	237	288	222
Total Funds Available	\$ 2,291	\$ 2,490	\$ 1,712
Disbursements:			
Community and Economic Development	\$ 89	\$ 1,000	\$ 1,000
Total Disbursements	(89)	(1,000)	(1,000)
Cash Balance, Ending	\$ 2,202	\$ 1,490	\$ 712

Machinery and Equipment Loan Fund

This fund was established by Act 120 of 1988 to provide low-interest machinery and equipment financing for Pennsylvania businesses in order to facilitate their growth, competitiveness, and value-added capacity. The fund was initially capitalized by an appropriation from the Pennsylvania Economic Revitalization Fund. It is now funded from loan repayments and interest earnings. Act 22 of 2004 required the Commonwealth Financing Authority to transfer \$75 million in bond proceeds to the Department of Community and Economic Development for deposit in the fund. Act 161 of 2014 transitioned the administration of this fund to the Pennsylvania Industrial Development Authority, while also authorizing funds to be transferred by an action of the PIDA board between the Small Business First Fund, the Machinery and Equipment Loan Fund, and the Industrial Development Fund to maximize the effectiveness of the programs. The fund balance does not reflect substantial loan commitments for outstanding offers extended for business expansion projects.

Statement of Cash Receipts and Disbursements

(Dollar Amounts in Thousands)

	<u>2022-23</u> Actual	<u>2023-24</u> Available	<u>2024-25</u> Estimated
Cash Balance, Beginning	\$ 28,614	\$ 34,840	\$ 24,182
Receipts:			
Loan Principal and Interest Repayments	\$ 5,831	\$ 8,000	\$ 8,000
Loan Service Fees	87	80	80
Interest	1,044	1,454	1,072
Other	-	1	1
Total Receipts	<u>6,962</u>	<u>9,535</u>	<u>9,153</u>
Total Funds Available	\$ 35,576	\$ 44,375	\$ 33,335
Disbursements:			
Community and Economic Development	\$ 736	\$ 20,193	\$ 11,778
Total Disbursements	<u>(736)</u>	<u>(20,193)</u>	<u>(11,778)</u>
Cash Balance, Ending	\$ 34,840	\$ 24,182	\$ 21,557

Manufacturing Fund

The Manufacturing Fund, created in 1915, is a self-sustaining enterprise providing institutionalized offenders an opportunity for vocational rehabilitation. Receipts are derived from the sale of inmate manufactured goods to government agencies or government-aided organizations. Expenditures are made for the purchase of raw materials, machinery replacement, inmate wages, and other costs related to the sale and manufacture of their products. Federal liability could be created by a transfer from the Manufacturing Fund.

Statement of Cash Receipts and Disbursements

(Dollar Amounts in Thousands)

Table with 4 columns: Description, 2022-23 Actual, 2023-24 Available, 2024-25 Estimated. Rows include Cash Balance, Beginning; Receipts (Sale of Products, Interest, Total Receipts); Total Funds Available; Disbursements (Corrections, Total Disbursements); and Cash Balance, Ending.

Marcellus Legacy Fund

This fund was created by Act 13 of 2012 to provide for the distribution of unconventional gas well impact fees to counties, municipalities, and Commonwealth agencies. As custodian of the Marcellus Legacy Fund, the PA Public Utility Commission has the fiduciary responsibility to monitor and report on the receipts and disbursements of other agencies that utilize the fund. The fee revenue will be used for statewide initiatives in the areas of acid mine drainage abatement, gas well management and plugging, development and rehabilitation of greenways and recreational trails, sewage treatment projects, and replacement and repair of deteriorated bridges in municipalities with unconventional gas wells. Receipts deposited into the Marcellus Legacy Fund come from transfers from the Unconventional Gas Well Fund and the Oil and Gas Lease Fund. The 2015-16, 2016-17, and 2017-18 Fiscal Codes modified the transfers from the Oil and Gas Lease Fund. This budget maintains the annual \$15 million transfer from the Oil and Gas Lease Fund that is deposited into the Marcellus Legacy Fund then transferred to the Hazardous Sites Cleanup Fund.

Statement of Cash Receipts and Disbursements

(Dollar Amounts in Thousands)

	<u>2022-23</u> Actual	<u>2023-24</u> Available	<u>2024-25</u> Estimated
Cash Balance, Beginning	\$ 6,806	\$ 7,056	\$ 1,501
Receipts:			
Transfer from Unconventional Gas Well Fund	\$ 103,642	\$ 64,848	\$ 60,655
Transfer from Oil and Gas Lease Fund	15,000	15,000	15,000
Interest	249	446	72
Total Receipts	118,891	80,294	75,727
Total Funds Available	\$ 125,697	\$ 87,350	\$ 77,228
Disbursements:			
Public Utility Commission:			
County Grants	\$ 15,546	\$ 9,727	\$ 9,098
Transfer to Commonwealth Financing Authority	20,728	12,970	12,131
Transfer to Commonwealth Financing Authority-H2O	12,955	8,106	7,582
Environmental Protection	-	6,001	-
Infrastructure Investment Authority	12,955	8,106	7,582
Transfer to Highway Bridge Improvement	25,911	16,212	15,164
Transfer to Environmental Stewardship Fund	10,364	6,485	6,065
Transfer to Hazardous Sites Cleanup Fund	5,182	3,242	3,033
Transfer to Hazardous Sites Cleanup Fund (OGLF)	15,000	15,000	15,000
Total Disbursements	(118,641)	(85,849)	(75,655)
Cash Balance, Ending	\$ 7,056	\$ 1,501	\$ 1,573

Medical Care Availability and Reduction of Error Fund

Act 13 of 2002, the Medical Care Availability and Reduction of Error (Mcare) Act, established the Medical Care Availability and Reduction of Error Fund and transferred to it the assets, liabilities, rights, and responsibilities of the Medical Professional Liability Catastrophe Loss Fund effective October 15, 2002. The Mcare Fund is used to pay claims against participating health care providers for losses or damages awarded in medical professional liability actions against them in excess of the basic insurance coverage required by the act. In addition to the transfer of assets from the Medical Professional Liability Catastrophe Loss Fund, revenue includes an assessment on health care providers.

Statement of Cash Receipts and Disbursements

(Dollar Amounts in Thousands)

	<u>2022-23</u> Actual	<u>2023-24</u> Available	<u>2024-25</u> Estimated
Cash Balance, Beginning	\$ 121,172	\$ 93,585	\$ 105,471
Receipts:			
Assessments	\$ 152,741	\$ 213,256	\$ 302,000
Interest	3,780	4,401	3,344
Loan from the Catastrophic Loss Benefits Continuation Fund	-	60,000	-
Other	-	25	-
Total Receipts	156,521	277,682	305,344
Total Funds Available	\$ 277,693	\$ 371,267	\$ 410,815
Disbursements:			
Insurance:			
Administration	\$ 11,794	\$ 23,796	\$ 19,218
Claims	172,314	242,000	230,000
Loan Repayment to the Catastrophic Loss Benefits Continuation Fund	-	-	63,000
Total Disbursements	(184,108)	(265,796)	(312,218)
Cash Balance, Ending	\$ 93,585 ^a	\$ 105,471	\$ 98,597

^a Ending balance includes \$14,410,000 in the Mcare reserve account.

Medical Marijuana Program Fund

This fund was established by Act 16 of 2016, the Medical Marijuana Act, to provide safe and effective access to medical marijuana for Commonwealth patients with an eligible serious medical condition and to promote valuable research into the effectiveness and usefulness of medical marijuana. Revenue is derived from application and permit fees paid by prospective and eligible growers, processors, dispensaries, and patients and from a Gross Receipts Tax from the sale of medical marijuana by a grower/processor to a dispensary.

Funds are distributed as prescribed by the Act: 40 percent for operations including outreach and other required projects; 15 percent to establish programs that will assist with the cost of providing medical marijuana to patients demonstrating financial hardship or need, assist patients and caregivers by waiver or cost reduction of identification card fees, reimburse caregivers for the cost of background checks; 30 percent for research into the treatment of the currently established serious medical conditions and research into the treatment of other medical conditions for which medical marijuana may have legitimate medicinal value; 10 percent for drug abuse prevention, counseling, and treatment services; and 5 percent to the Pennsylvania Commission on Crime and Delinquency for distribution to local police departments which demonstrate a need relating to efforts to support the Act.

Act 34 of 2023 transferred \$31,900,000 to the General Fund.

Statement of Cash Receipts and Disbursements

(Dollar Amounts in Thousands)

	<u>2022-23</u> Actual	<u>2023-24</u> Available	<u>2024-25</u> Estimated
Restricted Cash Balance, Beginning	\$ -	\$ 817	\$ 817
Medical Marijuana Assistance Program:			
Receipts	844	5,350	3,400
Disbursements - Aging.....	(27)	(5,350)	(3,400)
Restricted Cash Balance, Ending	<u>\$ 817</u>	<u>\$ 817</u>	<u>\$ 817</u>
 Unrestricted Cash Balance, Beginning	 \$ 76,629	 \$ 108,046	 \$ 4,633
Receipts:			
Grower/Processor Application and Permit Fees.....	\$ 218	\$ 250	\$ 1,090
Dispensary Application and Permit Fees.....	373	250	1,295
Clinical Registrant Application and Permit Fees.....	343	135	135
Patient Identification Card Fees	15,028	21,395	21,395
Gross Receipts Tax	32,915	33,849	35,548
Interest	2,994	6,144	2,317
Other	35	225	250
Total Receipts	<u>51,906</u>	<u>62,248</u>	<u>62,030</u>
Total Funds Available	<u>\$ 128,535</u>	<u>\$ 170,294</u>	<u>\$ 66,663</u>
Disbursements:			
Health.....	\$ 15,908	\$ 113,253	\$ 57,358
Drug and Alcohol Programs.....	4,564	12,162	6,203
Commission on Crime and Delinquency	17	8,346	3,102
Transfer to General Fund.....	-	31,900	-
Total Disbursements	<u>(20,489)</u>	<u>(165,661)</u>	<u>(66,663)</u>
Unrestricted Cash Balance, Ending	<u>\$ 108,046</u>	<u>\$ 4,633</u>	<u>\$ -</u>
 Total Cash Balance, Beginning	 \$ 76,629	 \$ 108,863	 \$ 5,450
Receipts.....	52,750	67,598	65,430
Disbursements	(20,516)	(171,011)	(70,063)
Total Cash Balance, Ending	<u>\$ 108,863</u>	<u>\$ 5,450</u>	<u>\$ 817</u>

Military Installation Remediation Fund

Act 101 of 2019 established the Military Installation Remediation Program to address remediation costs incurred in a qualified municipality. A qualified municipality is a municipality which has within its geographic bounds a qualified former military installation. Each year, by Dec 1, the Department of Revenue shall certify eligible taxes to be transferred into the fund for the benefit of a qualified municipal authority. Excess monies shall be used to offset any surcharge applied to customers for remediation, to offset any amounts billed to customers for remediation, and to offset the cost of connecting a residence with a private well. Any other monies remaining may be used for transportation infrastructure and economic development costs or payment of debt service on bonds issued or refinanced for the acquisition, development, construction, reconstruction, renovation, or refinancing of remediation projects of the qualified municipality.

Statement of Cash Receipts and Disbursements

(Dollar Amounts in Thousands)

	2022-23 Actual	2023-24 Available	2024-25 Estimated
Cash Balance, Beginning	\$ -	\$ 3	\$ -
Receipts:			
State Tax Share	\$ 16,057	\$ 21,200	\$ 21,700
Interest	3	-	-
Total Receipts	<u>16,061</u>	<u>21,200</u>	<u>21,700</u>
Total Funds Available	<u>\$ 16,061</u>	<u>\$ 21,203</u>	<u>\$ 21,700</u>
Disbursements:			
Treasury	\$ 16,057	\$ 21,203	\$ 21,700
Total Disbursements	<u>(16,057)</u>	<u>(21,203)</u>	<u>(21,700)</u>
Cash Balance, Ending	<u>\$ 3</u>	<u>\$ -</u>	<u>\$ -</u>

Milk Marketing Fund

The Milk Marketing Fund is a special revenue fund composed of monies received from license fees, fines, penalties, and permits relating to the milk industry. The purpose of this fund is to provide for the operation of the Milk Board and to serve as a depository for money due dairy farmers from underpayments by milk dealers.

Statement of Cash Receipts and Disbursements

(Dollar Amounts in Thousands)

	2022-23 Actual	2023-24 Available	2024-25 Estimated
Cash Balance, Beginning	\$ 4,114	\$ 4,315	\$ 4,060
Receipts:			
License and Fees.....	\$ 2,472	\$ 2,761	\$ 2,761
Fines and Penalties	19	5	5
Interest.....	118	232	193
Total Receipts	<u>2,609</u>	<u>2,998</u>	<u>2,959</u>
Total Funds Available	\$ 6,723	\$ 7,313	\$ 7,019
Disbursements:			
Milk Board.....	\$ 2,408	\$ 3,253	\$ 2,840
Total Disbursements.....	<u>(2,408)</u>	<u>(3,253)</u>	<u>(2,840)</u>
Cash Balance, Ending	\$ 4,315	\$ 4,060	\$ 4,179

Mine Safety Fund

Act 55 of 2008 created the Mine Safety Fund to recover expenses for responding to mine emergencies. The monies are used for mine safety activities and the administration of the Act.

Statement of Cash Receipts and Disbursements

(Dollar Amounts in Thousands)

Table with 4 columns: Description, 2022-23 Actual, 2023-24 Available, 2024-25 Estimated. Rows include Cash Balance, Beginning; Receipts (Fines and Penalties, Interest, Total Receipts); Total Funds Available; Disbursements (Environmental Protection, Total Disbursements); and Cash Balance, Ending.

Minority Business Development Fund

This fund was created by Act 206 of 1974 to accommodate the operation of the Pennsylvania Minority Business Development Authority. Revenues to the fund are from loan repayments and interest. The authority has the power to issue bonds or other obligations which would provide further revenue to the fund. Expenditures are made for loans to minority business enterprises and for operating expenses of the authority. Current law provides that funds in excess of the amounts necessary to carry out the purposes of the enabling act can be transferred to the General Fund.

This budget proposes to reauthorize the Pennsylvania Minority Business Development Authority.

Statement of Cash Receipts and Disbursements

(Dollar Amounts in Thousands)

	2022-23 Actual	2023-24 Available	2024-25 Estimated
Cash Balance, Beginning	\$ 2,486	\$ 2,275	\$ 1,703
Receipts:			
Loan Principal and Interest Repayments.....	\$ 421	\$ 750	\$ 750
Interest	90	123	68
Other	12	10	10
Total Receipts	<u>523</u>	<u>883</u>	<u>828</u>
Total Funds Available	\$ 3,009	\$ 3,158	\$ 2,531
Disbursements:			
Community and Economic Development	\$ 734	\$ 1,455	\$ 1,350
Total Disbursements	<u>(734)</u>	<u>(1,455)</u>	<u>(1,350)</u>
Cash Balance, Ending	\$ 2,275	\$ 1,703	\$ 1,181

Monetary Penalty Endowments Trust Fund

The Monetary Penalty Endowments Trust Fund is a special revenue fund created by Act 1 of 2013 to deposit monetary penalties assessed to higher education institutions. Fund revenues are comprised of monies from installment payments made by the institutions and interest. Fund expenditures are made by the Pennsylvania Commission on Crime and Delinquency to support child abuse treatment and prevention programs within the Commonwealth.

Statement of Cash Receipts and Disbursements

(Dollar Amounts in Thousands)

Table with 4 columns: Description, 2022-23 Actual, 2023-24 Available, 2024-25 Estimated. Rows include Cash Balance, Beginning; Receipts (Interest, Total Receipts); Total Funds Available; Disbursements (Commission on Crime and Delinquency, Total Disbursements); and Cash Balance, Ending.

Motor Vehicle Transaction Recovery Fund

The Motor Vehicle Transaction Recovery Fund was created by Act 83 of 1990 to provide protection from dealers or other agents who fail to forward fees and taxes pertaining to an application for titling or registration of a vehicle to the Department of Transportation. Revenues to the fund consist of assessments (or reassessments should the balance of the fund fall below \$500,000) on every applicant for motor vehicle dealer registration plates or for the authority to act as agent of the department with respect to vehicle titling and registration.

Statement of Cash Receipts and Disbursements

(Dollar Amounts in Thousands)

	2022-23 Actual	2023-24 Available	2024-25 Estimated
Cash Balance, Beginning	\$ 2,147	\$ 2,194	\$ 2,315
Receipts:			
Title and Registration Fees	\$ 23	\$ 24	\$ 24
Interest	73	117	111
Total Receipts	96	141	135
Total Funds Available	\$ 2,243	\$ 2,335	\$ 2,450
Disbursements:			
Transportation	\$ 49	\$ 20	\$ 20
Total Disbursements	(49)	(20)	(20)
Cash Balance, Ending	\$ 2,194	\$ 2,315	\$ 2,430

Multimodal Transportation Fund

The Multimodal Transportation Fund was created by Act 89 of 2013 to provide additional funding for passenger rail, rail freight, ports and waterways, aviation, bicycle and pedestrian facilities, roads and bridges, and other modes of transportation. The program is funded by deposits from the Pennsylvania Turnpike Commission, a portion of certain Motor Vehicle Fees and the Oil Company Franchise Tax.

Effective in 2022, Act 89 replaces deposits from the Pennsylvania Turnpike Commission with a Transfer of Sales and Use Tax from the Public Transportation Trust Fund.

Statement of Cash Receipts and Disbursements

(Dollar Amounts in Thousands)

	2022-23 Actual	2023-24 Available	2024-25 Estimated
Cash Balance, Beginning	\$ 314,743	\$ 342,657	\$ -
Receipts:			
Motor Vehicle Fees	\$ 88,909	\$ 94,600	\$ 95,100
Transfer of Vehicle Sales Tax - PTF	30,000	30,000	30,000
Transfer of Oil Company Franchise Tax	35,000	35,000	35,000
Interest	12,827	19,266	7,685
Other	215	-	-
Total Receipts	166,951	178,866	167,785
Total Funds Available	\$ 481,694	\$ 521,523	\$ 167,785
Disbursements:			
Transportation	\$ 57,716	\$ 435,524	\$ 96,975
Transfer to Commonwealth Finance Authority	81,321	85,999	70,810
Total Disbursements	(139,037)	(521,523)	(167,785)
Cash Balance, Ending	\$ 342,657	\$ -	\$ -

Municipal Pension Aid Fund

This fund was created by Act 205 of 1984, the Municipal Pension Plan Funding Standard and Recovery Act, and is administered by the Auditor General. Prior to 2022-23, the revenue for the Municipal Pension Aid Tax Fund results from the 2 percent tax paid upon premiums received from foreign (out-of-state) casualty insurance companies on business done within the Commonwealth. Act 53 of 2022 requires the greater of 38 percent of all insurance premiums tax collections or \$345 million per fiscal year to be transferred to the fund beginning in 2022-23. The fund also collects interest earnings. These revenues and earnings are for distribution to municipalities for various police, fire, and non-uniformed pension plans, including post-retirement adjustments mandated by Act 147 of 1988.

Statement of Cash Receipts and Disbursements

(Dollar Amounts in Thousands)

	2022-23 Actual	2023-24 Available	2024-25 Estimated
Cash Balance, Beginning	\$ 329,196	\$ 372,506	\$ 377,708
Receipts:			
Insurance Premiums Tax	\$ 357,014	\$ 358,799	\$ 370,600
Transfer from Fire Insurance Tax Fund	17,680	17,401	17,400
Interest	2,468	6,164	4,854
Total Receipts	<u>377,162</u>	<u>382,364</u>	<u>392,854</u>
Total Funds Available	\$ 706,358	\$ 754,870	\$ 770,562
Disbursements:			
Municipal Pension Aid	\$ 333,053	\$ 376,452	\$ 372,506
Post-Retirement Adjustments	799	710	632
Total Disbursements	<u>(333,852)</u>	<u>(377,162)</u>	<u>(373,138)</u>
Cash Balance, Ending	\$ 372,506	\$ 377,708	\$ 397,424

Municipalities Financial Recovery Revolving Aid Fund

This fund was created by Act 157 of 1988 to make loans and grants to assist municipalities that are declared financially distressed. Initial funding was provided through the transfer of unused funds remaining from a 1986-87 General Fund appropriation for Distressed Community Emergency Aid. In addition, Act 157 stipulated that all repayments on loans made from the fund should be redeposited into the fund and used to make additional loans and grants to distressed municipalities. Fund balance does not reflect commitments to distressed municipalities.

Statement of Cash Receipts and Disbursements

(Dollar Amounts in Thousands)

	<u>2022-23</u> Actual	<u>2023-24</u> Available	<u>2024-25</u> Estimated
Cash Balance, Beginning	\$ 5,352	\$ 4,387	\$ 1,820
Receipts:			
Transfer from the General Fund.....	\$ 4,500	\$ 5,500	\$ 14,300
Loan Principal and Interest Repayments.....	5,481	5,500	5,500
Interest	290	331	296
Total Receipts	<u>10,271</u>	<u>11,331</u>	<u>20,096</u>
Total Funds Available	\$ 15,623	\$ 15,718	\$ 21,916
Disbursements:			
Community and Economic Development	\$ 11,236	\$ 13,898	\$ 11,100
Total Disbursements	<u>(11,236)</u>	<u>(13,898)</u>	<u>(11,100)</u>
Cash Balance, Ending.....	\$ 4,387	\$ 1,820	\$ 10,816

Neighborhood Improvement Zone Fund

This fund was established by Act 50 of 2009. This fund is administered by the State Treasurer and the primary administrator of the program is the Department of Revenue. An entity collecting a local tax within the neighborhood improvement zone shall, within 30 days of the end of a fiscal quarter, submit all the local taxes collected to the State Treasurer for transfer to the fund. Interest income derived from investment of the money in the fund shall be credited by the Treasury Department to the fund. Funds may only be utilized for payment of debt service on bonds issued for the improvement and development of all or any part of the neighborhood improvement zone and the purpose of constructing a facility or facility complex. Funds may not be utilized for purposes of renovating or repairing a facility or facility complex, except for capital maintenance and improvement projects. The reconciliation between the state tax share transferred and the actual liability incurred, could result in the return of the excess state tax share in the subsequent fiscal year.

Statement of Cash Receipts and Disbursements

(Dollar Amounts in Thousands)

	<u>2022-23</u> Actual	<u>2023-24</u> Available	<u>2024-25</u> Estimated
Cash Balance, Beginning	\$ -	\$ 46	\$ -
Receipts:			
State Tax Share	\$ 87,336	\$ 86,200	\$ 88,100
State Tax Share Return	(25,056)	(25,000)	(25,000)
Local Tax Share	4,215	2,500	2,555
Interest	47	2	-
Total Receipts	<u>66,542</u>	<u>63,702</u>	<u>65,655</u>
Total Funds Available	<u>\$ 66,542</u>	<u>\$ 63,748</u>	<u>\$ 65,655</u>
Disbursements:			
Treasury	\$ 66,496	\$ 63,748	\$ 65,655
Total Disbursements	<u>(66,496)</u>	<u>(63,748)</u>	<u>(65,655)</u>
Cash Balance, Ending	<u>\$ 46</u>	<u>\$ -</u>	<u>\$ -</u>

Non-Coal Surface Mining Conservation and Reclamation Fund

This fund was created by Act 219 of 1984 to finance reclamation projects on land scarred by non-coal surface mining. Projects include recontouring, terracing and planting trees, shrubs, and grasses. Revenues are provided by charging non-coal surface mining operators for licenses and permits and by fining them for failing to apply for the licenses and permits as well as by forfeiture of collateral bonds, cash, or securities for failure to comply with an approved reclamation plan.

Statement of Cash Receipts and Disbursements

(Dollar Amounts in Thousands)

	<u>2022-23</u> Actual	<u>2023-24</u> Available	<u>2024-25</u> Estimated
Cash Balance, Beginning	\$ 6,208	\$ 6,732	\$ 6,041
Receipts:			
Licenses and Fees	\$ 2,104	\$ 1,900	\$ 2,010
Penalties	195	190	190
Interest	208	275	279
Collateral	295	110	110
Forfeiture	1	79	79
Payment in Lieu of Bonds	67	95	95
Total Receipts	<u>2,870</u>	<u>2,649</u>	<u>2,763</u>
Total Funds Available	\$ 9,078	\$ 9,381	\$ 8,804
Disbursements:			
Environmental Protection	\$ 2,346	\$ 3,340	\$ 2,950
Total Disbursements	<u>(2,346)</u>	<u>(3,340)</u>	<u>(2,950)</u>
Cash Balance, Ending	\$ 6,732	\$ 6,041	\$ 5,854

Nutrient Management Fund

This fund was created under the authority of Act 6 of 1993 to fund loans and grants for the implementation of nutrient management plans by agricultural operations. Revenue comes from Commonwealth and federal appropriations, interest, loan repayments, and gifts. Act 18 of 1995 transferred some responsibilities for the Nutrient Management Program from the Department of Environmental Protection to the Department of Agriculture.

This budget continues to focus on technical assistance to farmers, re-establishment of loan programs, enhanced business development, and conservation efforts. The budget also supports the expanded scope of the Agrilink loan program to enhance and implement improved nutrient management plans.

Statement of Cash Receipts and Disbursements

(Dollar Amounts in Thousands)

	2022-23 Actual	2023-24 Available	2024-25 Estimated
Restricted Cash Balance, Beginning	\$ -	\$ 493	\$ 2,483
Agriculture-Linked Interest Subsidy:			
Receipts	500	2,000	500
Disbursements	(7)	(10)	(10)
Restricted Cash Balance, Ending	<u>\$ 493</u>	<u>\$ 2,483</u>	<u>\$ 2,973</u>
 Unrestricted Cash Balance, Beginning	 \$ 5,046	 \$ 26,956	 \$ 5,588
Receipts:			
Transfer from General Fund	\$ 6,200	\$ 6,200	\$ 6,200
Fees	49	40	40
Fines	6	27	27
Federal Funds - COVID-SFR	22,000	-	-
Interest	883	1,451	388
Accumulated Interest Transfer - Clean Streams Fund	-	-	1,166
Total Receipts	<u>29,138</u>	<u>7,718</u>	<u>7,821</u>
Total Funds Available	<u>\$ 34,184</u>	<u>\$ 34,674</u>	<u>\$ 13,409</u>
Disbursements:			
Agriculture:			
Planning, Loans, Grants, and Technical Assistance	\$ 3,380	\$ 5,724	\$ 3,280
Planning, Loans, Grants, and Technical Assistance - COVID-SFR	671	18,049	-
Administration	1,036	1,589	1,909
Environmental Protection:			
Education, Research, and Technical Assistance	1,888	697	2,713
Education, Research, and Technical Assistance - COVID-SFR	253	3,027	-
Total Disbursements	<u>(7,228)</u>	<u>(29,086)</u>	<u>(7,902)</u>
Unrestricted Cash Balance, Ending	<u>\$ 26,956</u>	<u>\$ 5,588</u>	<u>\$ 5,507</u>
 Total Cash Balance, Beginning	 \$ 5,046	 \$ 27,449	 \$ 8,071
Receipts	29,638	9,718	8,321
Disbursements	(7,235)	(29,096)	(7,912)
Total Cash Balance, Ending	<u>\$ 27,449</u>	<u>\$ 8,071</u>	<u>\$ 8,480</u>

Oil and Gas Lease Fund

Created in 1955, this fund is used to finance conservation, recreation, dams or flood control projects, and to match any federal grants made for these purposes. Revenues are derived from rents and royalties from oil and gas leases of Commonwealth owned land with the exception of rents and royalties from land owned by either the Pennsylvania Game or Fish and Boat Commissions. Those revenues are paid into the Game and Fish Funds. Act 13 of 2012 authorized annual transfers to the Marcellus Legacy Fund, and Act 44 of 2017 modified the annual transfers to the Marcellus Legacy Fund. The General Fund expenses replaced by the Oil and Gas Lease Fund include additional support for the Department of Conservation and Natural Resources operations, as reflected on the financial statement below.

Statement of Cash Receipts and Disbursements

(Dollar Amounts in Thousands)

	<u>2022-23</u> Actual	<u>2023-24</u> Available	<u>2024-25</u> Estimated
Cash Balance, Beginning	\$ 76,611	\$ 167,878	\$ 9,256
Receipts:			
Rents and Royalties.....	\$ 175,536	\$ 74,400	\$ 78,000
Interest	4,361	8,633	526
Other	442	200	200
Total Receipts	<u>180,339</u>	<u>83,233</u>	<u>78,726</u>
Total Funds Available	\$ 256,950	\$ 251,111	\$ 87,982
Disbursements:			
Conservation and Natural Resources:			
General Government Operations.....	\$ 16,110	\$ 28,415	\$ 18,790
State Parks Operations	20,500	32,169	20,500
State Forests Operations.....	20,500	25,233	20,500
Parks, Forests, and Recreation Projects.....	16,962	141,038	-
Transfer to Marcellus Legacy Fund	15,000	15,000	15,000
Total Disbursements	<u>(89,072)</u>	<u>(241,855)</u>	<u>(74,790)</u>
Cash Balance, Ending	<u>\$ 167,878</u>	<u>\$ 9,256</u>	<u>\$ 13,192</u>

PA SITES Fund

This budget proposes the establishment of the PA SITES Fund to account for the deposit of bond proceeds sold through the Pennsylvania Economic Development Financing Authority (PEDFA) for the PA SITES program. Bonds shall be issued on behalf of the Department of Community and Economic Development for up to \$500,000,000 to provide funding to support site readiness and development through the establishment of certified sites criteria and targeted investments. Debt service payments would be subject to annual appropriations by the General Assembly.

Statement of Cash Receipts and Disbursements

(Dollar Amounts in Thousands)

	2022-23 Actual	2023-24 Available	2024-25 Estimated
Cash Balance, Beginning	\$ -	\$ -	\$ -
Receipts:			
Sale of Bonds	\$ -	\$ -	\$ 500,000
Interest	-	-	4,800
Total Receipts	<u>-</u>	<u>-</u>	<u>504,800</u>
Total Funds Available	<u>\$ -</u>	<u>\$ -</u>	<u>\$ 504,800</u>
Disbursements:			
Community and Economic Development	\$ -	\$ -	\$ 300,000
Total Disbursements	<u>-</u>	<u>-</u>	<u>(300,000)</u>
Cash Balance, Ending	<u>\$ -</u>	<u>\$ -</u>	<u>\$ 204,800</u>

Patient Safety Trust Fund

Act 13 of 2002, known as the Medical Care Availability and Reduction of Error Act, established the Patient Safety Trust Fund (PSTF) to independently review medical facilities to ensure patient safety and reduce medical errors. Act 52 of 2007 extended this independent review to the reduction and prevention of health care associated infections at acute care and nursing home facilities. Revenue to the fund includes a surcharge on medical facility and nursing home licensing fees. These fees are assessed by the Department of Health, deposited in the General Fund and transferred to the PSTF. Pursuant to Act 13, the Patient Safety Authority maintains contracts with entities that collect, analyze, and evaluate data from reports of serious events and incidents at medical facilities to identify patterns in frequency or severity at individual medical facilities or in certain regions of this Commonwealth.

Statement of Cash Receipts and Disbursements

(Dollar Amounts in Thousands)

	2022-23 Actual	2023-24 Available	2024-25 Estimated
Cash Balance, Beginning	\$ 12,338	\$ 12,968	\$ 12,665
Receipts:			
Surcharges	\$ 7,690	\$ 8,688	\$ 7,800
Interest	339	681	570
Total Receipts	8,029	9,369	8,370
Total Funds Available	\$ 20,367	\$ 22,337	\$ 21,035
Disbursements:			
Patient Safety Authority	\$ 7,399	\$ 9,672	\$ 9,400
Total Disbursements	(7,399)	(9,672)	(9,400)
Cash Balance, Ending	\$ 12,968	\$ 12,665	\$ 11,635

Pennsylvania Gaming Economic Development and Tourism Fund

Act 71 of 2004, the Pennsylvania Race Horse Development and Gaming Act, established the Pennsylvania Gaming Economic Development and Tourism Fund (GEDTF) to receive a daily assessment of 5 percent of each licensed gaming entity's gross terminal revenue. Act 42 of 2017 increased the daily assessment to 5.5 percent effective January 1, 2018. In addition, a 6 percent assessment from new satellite casino gross terminal revenue will be deposited in the GEDTF.

Proceeds of the fund are distributed through specific enacted capital budgets. Funds for economic development and tourism projects in Philadelphia and Allegheny counties were authorized in Act 53 of 2007. Four of those projects were extended through Act 42 of 2017 along with one new project authorized. In addition, pursuant to Act 63 of 2008, GEDTF proceeds can be used to fund debt service for water and sewer projects, flood control projects, and high hazard unsafe dam projects located elsewhere in Pennsylvania as approved by the Commonwealth Financing Authority.

Act 54 of 2022 established the Sports, Marketing and Tourism Account within the fund to attract high-quality sporting events to the Commonwealth and to promote tourism and economic development. 5 percent of revenue generated from sports wagering, or \$2,500,000, whichever is greater, is deposited into the account. The deposit shall not exceed \$5,000,000. Act 34 of 2023 transferred \$25,000,000 from the GEDTF to the account.

Statement of Cash Receipts and Disbursements

(Dollar Amounts in Thousands)

	2022-23 Actual	2023-24 Available	2024-25 Estimated
Cash Balance, Beginning	\$ 17,606	\$ 33,793	\$ 11,566
Receipts:			
Gross Terminal Revenue Assessments	\$ 134,637	\$ 134,200	\$ 138,400
Transfer of Sports Wagering Tax	5,000	5,000	5,000
Build America Bonds Federal Interest Subsidy	6,983	7,640	7,412
Interest	1,886	2,250	500
Total Receipts	148,506	149,090	151,312
Total Funds Available	\$ 166,112	\$ 182,883	\$ 162,878
Disbursements:			
Community and Economic Development	\$ 77,782	\$ 81,900	\$ 91,900
Sports, Marketing and Tourism	-	35,000	5,000
General Services	244	317	279 ^a
Transfer to Commonwealth Financing Authority	54,293	54,100	53,839
Total Disbursements	(132,319)	(171,317)	(151,018)
Cash Balance, Ending	\$ 33,793	\$ 11,566	\$ 11,860

^a Excludes a \$3.313M remaining pledge installment owed by a casino operator that is due on April 1, 2024. This installment amount is illustrated due to cashflow timing and is not expected to be paid by this fund or any other commonwealth fund. Total anticipated obligation is \$3.592M.

Pennsylvania Health Insurance Exchange Fund

The Pennsylvania Health Insurance Exchange Fund was created by Act 42 of 2019, which also created the Pennsylvania Health Insurance Exchange Authority (PHIEA), a state-affiliated entity established to create a state-based insurance exchange, reduce costs, and better support the needs of consumers purchasing health insurance in the individual market. The PHIEA generates revenue by assessing an exchange user fee from insurers (3.0 percent of premiums as of January 1, 2021) on the health and dental plans purchased through the exchange. In calendar year 2021, Pennsylvania transitioned from a State-Based Exchange on the Federal Platform (SBE-FP) to a fully operational State-Based Exchange (SBE).

This budget proposes a one-time transfer from Workers' Compensation Security Fund to the Reinsurance Fund to provide stable and predictable funding for the Reinsurance Program operated by the Pennsylvania Insurance Department while allowing the funds from the Pennsylvania Health Insurance Exchange Fund to be used for a pilot Subsidy Wrap Program.

Statement of Cash Receipts and Disbursements

(Dollar Amounts in Thousands)

	2022-23 Actual	2023-24 Available	2024-25 Estimated
Cash Balance, Beginning	\$ 63,193	\$ 86,466	\$ 95,054
Receipts:			
Exchange User Fees on Insurers.....	\$ 76,616	\$ 78,302	\$ 79,868
Federal Receipts/Subgrant	15,859	25,782	21,500
Interest	2,300	3,530	3,429
Total Receipts	94,775	107,614	104,797
Total Funds Available	\$ 157,968	\$ 194,080	\$ 199,851
Disbursements:			
Health Insurance Exchange Authority	\$ 53,903	\$ 67,766	\$ 56,338
Transfer to Reinsurance Fund	17,599	31,260	-
Subsidy Wrap Program.....	-	-	44,400
Total Disbursements	(71,502)	(99,026)	(100,738)
Cash Balance, Ending	\$ 86,466	\$ 95,054	\$ 99,113

Pennsylvania Historical and Museum Commission Trust Fund

This fund, created by Act 113 of 1931, is administered by the Governor, Auditor General, State Treasurer, and the Pennsylvania Historical and Museum Commission. The interest received from investment of the \$33,000 perpetual endowment to this fund in bonds of the Commonwealth or any of its political subdivisions is credited to the fund. Interest earned on investments is used for the restoration, maintenance, and improvement of the Cornwall Charcoal Furnace, Cornwall Borough, Lebanon County.

Statement of Cash Receipts and Disbursements

(Dollar Amounts in Thousands)

	2022-23 <u>Actual</u>	2023-24 <u>Available</u>	2024-25 <u>Estimated</u>
Cash Balance, Beginning	\$ 197	\$ 204	\$ 215
Receipts:			
Interest	\$ 7	\$ 11	\$ 10
Total Receipts	<u>7</u>	<u>11</u>	<u>10</u>
Total Funds Available	\$ 204	\$ 215	\$ 225
Disbursements:			
Historical and Museum Commission	\$ -	\$ -	\$ -
Total Disbursements	<u>-</u>	<u>-</u>	<u>-</u>
Cash Balance, Ending.....	<u>\$ 204</u>	<u>\$ 215</u>	<u>\$ 225</u>

Pennsylvania Infrastructure Bank

This fund was established by Act 57 of 1997 to make loans to, or enter into leases with, qualified borrowers to finance the costs of transportation projects. Acts 165 and 7A of 2004 expanded this program to include financing of rail freight infrastructure. Receipts are derived from loan repayments and interest earnings.

Statement of Cash Receipts and Disbursements

(Dollar Amounts in Thousands)

Table with 4 columns: Description, 2022-23 Actual, 2023-24 Available, 2024-25 Estimated. Rows include Cash Balance, Beginning; Receipts (Loan Principal and Interest Repayments, Interest, Other, Total Receipts); Total Funds Available; Disbursements (Transportation, Total Disbursements); and Cash Balance, Ending.

Pennsylvania Municipal Retirement Fund

Act 15 of 1974 created the Pennsylvania Municipal Retirement System which replaced the Municipal Employees Retirement Law and the Municipal Police Retirement Law and combined all employees covered under both into a state-related municipal system. The fund established under Act 15 provides for payment of retirement allowances to officers, employees, firemen, and police of political subdivisions (counties, cities, boroughs, and townships of the first and second class). Any municipality may elect by ordinance to join the system. Revenues are generated from the contributions of the members of the system and investment earnings. The board established has control over the system's operation. A municipality may, upon meeting the requirements set forth in Act 15, elect to withdraw from participation in this fund. Withdrawals may substantially increase the level of disbursements reflected in this presentation.

Statement of Cash Receipts and Disbursements

(Dollar Amounts in Thousands)

	<u>2022-23</u> Actual	<u>2023-24</u> Available	<u>2024-25</u> Estimated
Cash Balance, Beginning	\$ 3,022,153	\$ 3,170,648	\$ 3,179,579
Receipts:			
Contributions	\$ 97,479	\$ 104,684	\$ 98,193
Interest	28,561	35,703	32,569
Premium / Discount on Sale of Securities	8,722	(5,484)	25,634
Net Investment Adjustment	172,289	42,486	22,349
Total Receipts	<u>307,051</u>	<u>177,389</u>	<u>178,745</u>
Total Funds Available	\$ 3,329,204	\$ 3,348,037	\$ 3,358,324
Disbursements:			
Municipal Retirement Board	\$ 158,556	\$ 168,458	\$ 178,958
Total Disbursements	<u>(158,556)</u>	<u>(168,458)</u>	<u>(178,958)</u>
Cash Balance, Ending	\$ 3,170,648	\$ 3,179,579	\$ 3,179,366

Pennsylvania Race Horse Development Trust Fund

Act 71 of 2004, the Pennsylvania Race Horse Development and Gaming Act, established the Pennsylvania Race Horse Development Fund to support and advance the Commonwealth's horse racing industry. Act 42 of 2017 converted it to a Trust Fund. Operating tracks receive a daily assessment as determined by the Department of Revenue. The daily assessment from each licensed gaming entity is based on a formula established in the act, which is capped at 12 percent of an entity's gross terminal revenue for that day. Proceeds are distributed to licensees conducting live horse racing. Track owners deposit 80 percent of the proceeds into a purse account. Thoroughbred tracks commit the remaining proceeds to the Breeders' Fund and a Horseman's Organization Fund. Standardbred tracks commit proceeds to the Sire Stakes Fund, the Pennsylvania Standardbred Breeders Development Fund, and a Horsemen's Organizational Fund. The Fiscal Code provides for transfers to restricted accounts within the Department of Agriculture. In addition, Act 114 of 2016 added transfers to the State Racing Fund for drug testing of race horses and promotional costs.

This budget reflects the reauthorization of the Act 114 drug testing transfer provision for the three-year period July 1, 2022 through June 30, 2025.

Statement of Cash Receipts and Disbursements

(Dollar Amounts in Thousands)

	2022-23 Actual	2023-24 Available	2024-25 Estimated
Cash Balance, Beginning	\$ 5,247	\$ 6,332	\$ 4,726
Receipts:			
Assessments	\$ 198,281	\$ 219,500	\$ 218,200
Interest	523	561	227
Total Receipts	198,804	220,061	218,427
Total Funds Available	\$ 204,051	\$ 226,393	\$ 223,153
Disbursements:			
Revenue:			
Purse Account.....	\$ 136,745	\$ 158,514	\$ 152,765
Restricted Racing Programs.....	27,349	31,703	30,553
Horsemen's Health and Pension Benefits.....	6,837	7,926	7,638
Agriculture	14,642	11,475	14,659
Transfer to State Racing Fund - Drug Testing.....	10,066	10,066	10,390
Transfer to State Racing Fund - Promotion of Racing	2,080	1,983	2,195
Total Disbursements	(197,719)	(221,667)	(218,200)
Cash Balance, Ending	\$ 6,332	\$ 4,726	\$ 4,953

Pennsylvania Rural Health Redesign Center Fund

Act 108 of 2019 established the Pennsylvania Rural Health Redesign Center Authority (RHRCA) and the Pennsylvania Rural Health Redesign Center Fund to protect and promote rural hospitals and health care centers that face special challenges, including inconsistencies in their billing and reimbursements. The fund shall be administered by the RHRCA.

Statement of Cash Receipts and Disbursements

(Dollar Amounts in Thousands)

Table with 4 columns: Description, 2022-23 Actual, 2023-24 Available, 2024-25 Estimated. Rows include Cash Balance, Beginning; Receipts (Federal Receipts, Interest, Total Receipts); Total Funds Available; Disbursements (PA Rural Health Redesign Center Authority, Total Disbursements); and Cash Balance, Ending.

Pennsylvania Veterans Monuments and Memorial Trust Fund

Act 60 of 1988 established the Pennsylvania Veterans Memorial Trust Fund to be administered by the Pennsylvania Veterans Memorial Commission. Revenues come from General Fund appropriations and public or private contributions. Funds were expended to erect a monument to Pennsylvania veterans who served in armed conflicts in which the United States was a participant. Act 63 of 2002 expanded the use of this fund to include operation and maintenance of the memorial. Act 64 of 2018 changed the name of the fund and expanded the use of the fund to preserve all monuments and memorials dedicated to Pennsylvania veterans and military personnel, both in Pennsylvania and abroad. Act 64 also provides that the fund receive \$23 of the fee paid by applicants for the Pennsylvania monuments license plate.

Statement of Cash Receipts and Disbursements

(Dollar Amounts in Thousands)

	2022-23 Actual	2023-24 Available	2024-25 Estimated
Cash Balance, Beginning	\$ 435	\$ 429	\$ 172
Receipts:			
Public and Private Donations	\$ 30	\$ 15	\$ 10
PA Monuments License Plates	1	1	1
Interest	14	23	6
Total Receipts	45	39	17
Total Funds Available	\$ 480	\$ 468	\$ 189
Disbursements:			
Military and Veterans Affairs	\$ 51	\$ 296	\$ 95
Total Disbursements	(51)	(296)	(95)
Cash Balance, Ending	\$ 429	\$ 172	\$ 94

PENNVEST Bond Authorization Fund

This fund, created under the authority of Act 16 of 1988, receives the proceeds from the sale of bonds authorized by general referendum, transfers from the Water Facilities Loan Fund, or from the Capital Facilities Fund for site development. Expenditures are for transfers of funds to the PENNVEST Fund, the PENNVEST Drinking Water Revolving Fund, the PENNVEST Water Pollution Control Revolving Fund, the PENNVEST Revolving Fund, or the PENNVEST Non-Revolving Equity Fund.

Statement of Cash Receipts and Disbursements

(Dollar Amounts in Thousands)

	2022-23 Actual	2023-24 Available	2024-25 Estimated
Cash Balance, Beginning	\$ 6,199	\$ 6,415	\$ -
Receipts:			
Interest	\$ 216	\$ 340	\$ -
Total Receipts	<u>216</u>	<u>340</u>	<u>-</u>
Total Funds Available	\$ 6,415	\$ 6,755	\$ -
Disbursements:			
Infrastructure Investment Authority	\$ -	\$ 6,755	\$ -
Total Disbursements	<u>-</u>	<u>(6,755)</u>	<u>-</u>
Cash Balance, Ending.....	\$ 6,415	\$ -	\$ -

PENNVEST Drinking Water Revolving Fund

This fund was created under the authority of Act 16 of 1988 to receive funds from the federal government to establish a revolving loan program for drinking water projects. Required matching state funds are transferred from the PENNVEST Bond Authorization Fund and the PENNVEST Fund. Because of the lag in receiving federal funds, cash is borrowed from other PENNVEST funds.

Statement of Cash Receipts and Disbursements

(Dollar Amounts in Thousands)

	<u>2022-23</u> Actual	<u>2023-24</u> Available	<u>2024-25</u> Estimated
Cash Balance, Beginning	\$ 303,345	\$ 274,564	\$ 248,155
Receipts:			
Federal Funds.....	\$ 28,981	\$ 560,966 ^a	\$ 671,758 ^a
Transfer from PENNVEST Water Pollution Control Revolving Fund.....	72,167	60,000	100,000
Transfer from Trustee Account.....	-	10,000	10,000
Loan Principal and Interest Repayments.....	2,916	22,961	21,000
Interest.....	8,361	10,912	12,271
Total Receipts	<u>112,425</u>	<u>664,839</u>	<u>815,029</u>
Total Funds Available	<u>\$ 415,770</u>	<u>\$ 939,403</u>	<u>\$ 1,063,184</u>
Disbursements:			
Infrastructure Investment Authority.....	\$ 141,206	\$ 691,248 ^{a,b}	\$ 787,758 ^{a,b}
Total Disbursements	<u>(141,206)</u>	<u>(691,248)</u>	<u>(787,758)</u>
Cash Balance, Ending	<u>\$ 274,564</u>	<u>\$ 248,155</u>	<u>\$ 275,426</u>

^a Includes IJJA awards: 2023-24 Available is \$417,458,000 and 2024-25 Budget is \$531,154,000.

^b Drinking Water Projects Revolving Loans are: 2023-24 Available is \$456,000,000, and 2024-25 Budget is \$512,000,000 to account for loan commitments disbursed directly by the PENNVEST Trustee.

PENNVEST Fund

This fund was created under the authority of Act 16 of 1988 to receive funds from sources other than the sale of general obligation bonds. These sources include appropriations from the General Fund, payments of revolving loans, interest received from revolving and non-revolving loans, investment income, and the sale of assets. In addition to grants and loans for water and sewer projects, these funds can be used for administrative costs and matching funds for federal grants.

Statement of Cash Receipts and Disbursements

(Dollar Amounts in Thousands)

	<u>2022-23</u> Actual	<u>2023-24</u> Available	<u>2024-25</u> Estimated
Cash Balance, Beginning	\$ 318,145	\$ 349,108	\$ 340,952
Receipts:			
Revolving Loan Payments	\$ 64,584	\$ 62,000	\$ 64,000
Transfer from Environmental Stewardship Fund	22,423	21,865	22,324
Transfer from Marcellus Legacy Fund	12,955	8,106	7,582
Interest	9,164	13,329	15,692
Total Receipts	109,126	105,300	109,598
Total Funds Available	\$ 427,271	\$ 454,408	\$ 450,550
Disbursements:			
Infrastructure Investment Authority:			
Grants	\$ -	\$ 35,000	\$ 35,000
PENNVEST Operations	3,153	6,229	6,414
Growing Greener Grants	24,187	19,000	22,324
Revenue Bond Loan Pool	-	10	10
Marcellus Grants	4,794	5,026	7,582
Revolving Loans and Administration	46,029 ^a	48,191 ^a	49,637 ^a
State Conditional Fund	-	-	1,000
Total Disbursements	(78,163)	(113,456)	(121,967)
Cash Balance, Ending	\$ 349,108	\$ 340,952	\$ 328,583

^a Revolving Loans and Administration authorizations were \$80,000,000 for FY 2022-23, \$80,000,000 for FY 2023-24, and \$100,000,000 for FY 2024-25 to account for loan commitments to be disbursed by the PENNVEST Trustee.

PENNVEST Redemption Fund

This fund, created under the authority of Act 16 of 1988, receives repayments of non-revolving loans and investment interest along with the annual appropriation from the General Fund for general obligation debt service. Revenues are used to pay debt service on general obligation bonds issued for PENNVEST.

Statement of Cash Receipts and Disbursements

(Dollar Amounts in Thousands)

	2022-23 Actual	2023-24 Available	2024-25 Estimated
Cash Balance, Beginning	\$ 13,339	\$ 22,728	\$ 37,602
Receipts:			
Interest	\$ 716	\$ 1,416	\$ 2,235
Repayment of Non-Revolving Funds	14,181	14,181	14,181
Total Receipts	<u>14,897</u>	<u>15,597</u>	<u>16,416</u>
Total Funds Available	\$ 28,236	\$ 38,325	\$ 54,018
Disbursements:			
Treasury	\$ 5,508	\$ 723	\$ -
Total Disbursements	<u>(5,508)</u>	<u>(723)</u>	<u>-</u>
Cash Balance, Ending	\$ 22,728	\$ 37,602	\$ 54,018

PENNVEST Water Pollution Control Revolving Fund

This fund was created under the authority of Act 16 of 1988 for funds received from the federal government to establish a revolving loan program for sewer projects. Required matching state funds are transferred from the PENNVEST Bond Authorization Fund and the PENNVEST Fund.

Statement of Cash Receipts and Disbursements

(Dollar Amounts in Thousands)

	<u>2022-23</u> Actual	<u>2023-24</u> Available	<u>2024-25</u> Estimated
Cash Balance, Beginning	\$ 696,427	\$ 833,381	\$ 691,845
Receipts:			
Federal Funds	\$ 67,833	\$ 313,215 ^a	\$ 345,800 ^a
Loan Principal and Interest Repayments	15,720	19,506	20,500
Trustee Transfer	212,000	-	-
Interest	24,671	37,084	29,025
Accumulated Interest Transfer - Clean Streams Fund	-	-	1,166
Total Receipts	<u>320,224</u>	<u>369,805</u>	<u>396,491</u>
Total Funds Available	\$ 1,016,651	\$ 1,203,186	\$ 1,088,336
Disbursements:			
Infrastructure Investment Authority	\$ 183,270	\$ 511,341 ^{a,b}	\$ 541,800 ^{a,b}
Total Disbursements	<u>(183,270)</u>	<u>(511,341)</u>	<u>(541,800)</u>
Cash Balance, Ending	\$ 833,381	\$ 691,845	\$ 546,536

^a Includes IIJA awards: 2023-24 Available is \$165,942,000 and 2024-25 Budget is \$250,000,000.

^b Includes Sewage Projects Revolving Loans authorizations: 2023-24 Available is \$360,000,000, and 2024-25 Budget is \$510,000,000 to account for loan commitments to be disbursed by the PENNVEST Trustee.

Pharmaceutical Assistance Fund

The revenue for the Pharmaceutical Assistance Fund (PACE) is received from the Lottery Fund. This fund provides a limited pharmaceutical assistance program for older Pennsylvanians who are 65 years of age or over and whose annual income does not exceed the maximum specified for program eligibility. The PACE Fund is used for pharmaceutical claims processing for the Department of Health's Special Pharmaceutical Benefits Program and several disease specific programs.

Statement of Cash Receipts and Disbursements

(Dollar Amounts in Thousands)

	<u>2022-23</u> Actual	<u>2023-24</u> Available	<u>2024-25</u> Estimated
Restricted Cash Balance, Beginning	\$ 31,243	\$ 28,198	\$ 23,532
Receipts:			
Special Pharmaceutical Services	\$ 85,659	\$ 95,956	\$ 107,882
Chronic Renal Disease Program	1,418	2,140	1,807
Total Receipts	<u>87,077</u>	<u>98,096</u>	<u>109,689</u>
Disbursements:			
Health Services	\$ 89,876	\$ 102,512	\$ 110,474
Settlement Claims	246	250	250
Total Disbursements	<u>(90,122)</u>	<u>(102,762)</u>	<u>(110,724)</u>
Restricted Cash Balance, Ending	\$ 28,198	\$ 23,532	\$ 22,497
Unrestricted Cash Balance, Beginning	\$ (5,362)	\$ 14,463	\$ 5,148
Receipts:			
Transfer from Lottery Fund	\$ 160,000	\$ 155,000	\$ 170,000
Interest	1,329	1,765	1,418
Federal Funds	73	133	55
Other	1,667	1,884	1,320
Total Receipts	<u>163,069</u>	<u>158,782</u>	<u>172,793</u>
Total Funds Available	\$ 157,707	\$ 173,245	\$ 177,941
Disbursements:			
Aging:			
Contracted Services	\$ 141,917	\$ 166,670	\$ 167,106
Administration	1,327	1,427	1,530
Total Disbursements	<u>(143,244)</u>	<u>(168,097)</u>	<u>(168,636)</u>
Unrestricted Cash Balance, Ending	\$ 14,463	\$ 5,148	\$ 9,305
Total Cash Balance, Beginning	\$ 25,881	\$ 42,661	\$ 28,680
Receipts	250,146	256,878	282,482
Disbursements	(233,366)	(270,859)	(279,360)
Total Cash Balance, Ending	\$ 42,661	\$ 28,680	\$ 31,802

Philadelphia Regional Port Authority Fund

The Philadelphia Regional Port Authority was created by Act 50 of 1989 to acquire and operate the port facilities of the former Philadelphia Port Corporation. The Philadelphia Regional Port Authority Fund handles payroll of the authority via transfer of funds from the authority's private bank accounts. The authority is authorized to issue bonds to finance port improvements and may pay off such bonds.

Statement of Cash Receipts and Disbursements

(Dollar Amounts in Thousands)

	2022-23 Actual	2023-24 Available	2024-25 Estimated
Cash Balance, Beginning	\$ 627	\$ 782	\$ 605
Receipts:			
Transfer from Philadelphia Regional Port Authority	\$ 7,200	\$ 7,100	\$ 7,100
Interest	32	43	18
Total Receipts	7,232	7,143	7,118
Total Funds Available	\$ 7,859	\$ 7,925	\$ 7,723
Disbursements:			
Philadelphia Regional Port Operations	\$ 7,077	\$ 7,320	\$ 7,572
Total Disbursements	(7,077)	(7,320)	(7,572)
Cash Balance, Ending	\$ 782	\$ 605	\$ 151

Philadelphia Taxicab and Limousine Regulatory Fund

This fund was created by Act 64 of 2013 to act as the primary operating fund for the Philadelphia Parking Authority to regulate taxicabs and limousines in the city of the first class. Revenues in the fund are derived from assessments and fees to taxicab, limousine, and dispatcher utility groups. Monies in the fund are used by the Authority for administration and enforcement of the taxicab and limousine program.

Statement of Cash Receipts and Disbursements

(Dollar Amounts in Thousands)

	<u>2022-23</u> Actual	<u>2023-24</u> Available	<u>2024-25</u> Estimated
Cash Balance, Beginning	\$ 31	\$ 236	\$ 254
Receipts:			
Assessments	\$ 2,268	\$ 3,010	\$ 2,269
Interest	12	18	12
Total Receipts	<u>2,280</u>	<u>3,028</u>	<u>2,281</u>
Total Funds Available	<u>\$ 2,311</u>	<u>\$ 3,264</u>	<u>\$ 2,535</u>
Disbursements:			
Philadelphia Parking Authority	\$ 2,075	\$ 3,010	\$ 2,269
Total Disbursements	<u>(2,075)</u>	<u>(3,010)</u>	<u>(2,269)</u>
Cash Balance, Ending	<u>\$ 236</u>	<u>\$ 254</u>	<u>\$ 266</u>

Philadelphia Taxicab Medallion Fund

This fund was created by Act 64 of 2013 for the Philadelphia Parking Authority to administer the taxicab medallion program. Revenues are generated from the sale of medallions. Expenditures are those limited to the operation and enforcement of the medallion program.

Statement of Cash Receipts and Disbursements

(Dollar Amounts in Thousands)

	2022-23 Actual	2023-24 Available	2024-25 Estimated
Cash Balance, Beginning	\$ 7	\$ 7	\$ 7
Receipts:			
Sale of Medallions	\$ -	\$ 200	\$ -
Total Receipts	-	200	-
Total Funds Available	<u>\$ 7</u>	<u>\$ 207</u>	<u>\$ 7</u>
Disbursements:			
Philadelphia Parking Authority	\$ -	\$ 200	\$ -
Total Disbursements	-	(200)	-
Cash Balance, Ending	<u>\$ 7</u>	<u>\$ 7</u>	<u>\$ 7</u>

PlanCon Bond Projects Fund

The PlanCon Bond Projects Fund is a special revenue fund created by Act 25 of 2016 for the reimbursement of school construction costs from the net proceeds of bonds issued through the Commonwealth Financing Authority (CFA). The act authorized up to \$2.5 billion in debt to be issued by June 30, 2025, and the first bonds were issued in October 2016. Reimbursements to school districts for approved construction costs are made by the Department of Education. Act 85 of 2016 provides for CFA debt service obligations, which includes bond issuances for PlanCon projects, to be paid through a transfer of Sales and Use Tax receipts.

Statement of Cash Receipts and Disbursements

(Dollar Amounts in Thousands)

	2022-23 Actual	2023-24 Available	2024-25 Estimated
Cash Balance, Beginning	\$ 212,875	\$ 176,984	\$ 200,466
Receipts:			
School Construction Bond Proceeds.....	\$ -	\$ 38,411	\$ -
Interest	7,370	9,117	9,278
Total Receipts	7,370	47,528	9,278
Total Funds Available	\$ 220,245	\$ 224,512	\$ 209,744
Disbursements:			
Education	\$ 43,261	\$ 24,046	\$ 14,365
Total Disbursements	(43,261)	(24,046)	(14,365)
Cash Balance, Ending	\$ 176,984	\$ 200,466	\$ 195,379

Port of Pittsburgh Commission Fund

The Port of Pittsburgh Commission was created by Act 133 of 1992 to promote and encourage capital investment in port facilities and port-related projects within the Port District encompassing Allegheny, Armstrong, Beaver, Butler, Clarion, Fayette, Greene, Lawrence, Washington, and Westmoreland counties.

Act 140 of 2000 expanded the authority of the commission to allow for economic development projects, including certain recreation projects sponsored by third parties. Act 111 of 2001 added Indiana County and Act 131 of 2006 added Blair County to the Port District. Grants supporting the commission's operations are deposited into this fund, along with interest earnings from deposited funds. The commission also has the authority to issue bonds to finance port improvements and may pledge its revenues to pay off such bonds.

Statement of Cash Receipts and Disbursements

(Dollar Amounts in Thousands)

	<u>2022-23</u> Actual	<u>2023-24</u> Available	<u>2024-25</u> Estimated
Cash Balance, Beginning	\$ 2,713	\$ 2,346	\$ 2,652
Receipts:			
State Grants	\$ 500	\$ 1,100	\$ 1,100
Federal Grants	377	2,582	2,500
Interest	84	120	124
Total Receipts	<u>961</u>	<u>3,802</u>	<u>3,724</u>
Total Funds Available	<u>\$ 3,674</u>	<u>\$ 6,148</u>	<u>\$ 6,376</u>
Disbursements:			
Port of Pittsburgh Commission	\$ 1,328	\$ 3,496	\$ 3,723
Total Disbursements	<u>(1,328)</u>	<u>(3,496)</u>	<u>(3,723)</u>
Cash Balance, Ending	<u>\$ 2,346</u>	<u>\$ 2,652</u>	<u>\$ 2,653</u>

Property Tax Relief Fund

Act 71 of 2004, the Pennsylvania Race Horse Development and Gaming Act, created the Property Tax Relief Fund to provide local property and wage tax relief payments to school districts. The fund receives revenue from the State Gaming Fund representing the balance of money collected in the State Gaming Fund after other distributions. Act 1 of Special Session 1 of 2006, the Taxpayer Relief Act, further provides for the distribution of funds from the Property Tax Relief Fund to school districts. In addition, transfers are made to the State Lottery Fund for an expanded Property Rent Rebate Program and supplemental senior citizen tax reduction payments. Act 78 of 2012 provides for additional funding for the Volunteer Fire Company Grants out of the Property Tax Relief Reserve Fund. The fiscal year ending balances include the Property Tax Relief Reserve Account and funding for property tax relief payments made in August and October each year. Act 42 of 2017 provides additional monies to the Property Tax Relief Fund through the expansion of gaming in the Commonwealth. Act 7 of 2023 provides additional funds for the Property Rent Rebate Program.

Statement of Cash Receipts and Disbursements

(Dollar Amounts in Thousands)

	<u>2022-23</u> Actual	<u>2023-24</u> Available	<u>2024-25</u> Estimated
Cash Balance, Beginning	\$ 803,410	\$ 1,107,648	\$ 1,485,587
Receipts:			
Transfer from State Gaming Fund	\$ 1,153,339	\$ 1,193,750	\$ 1,213,732
Interest	22,999	53,589	73,503
Total Receipts	<u>1,176,338</u>	<u>1,247,339</u>	<u>1,287,235</u>
Total Funds Available	\$ 1,979,748	\$ 2,354,987	\$ 2,772,822
Disbursements:			
Property Tax Relief Payments:			
Education:			
General Property Tax Relief	\$ 750,000	\$ 750,000	\$ 850,000
Sterling Act	28,300	27,200	31,000
Subtotal: Education Property Tax Relief Payments	<u>778,300</u>	<u>777,200</u>	<u>881,000</u>
Revenue:			
Expanded Prop Tax/Rent Rebate/Senior Tax Reductions	65,900	64,900	175,600
Cities and High-Burden	22,900	22,300	28,400
Subtotal: Revenue Property Tax Relief Payments	<u>88,800</u>	<u>87,200</u>	<u>204,000</u>
Total Property Tax Relief Disbursements	<u>867,100</u>	<u>864,400</u>	<u>1,085,000</u>
Emergency Management:			
Fire and Emergency Medical Services Grants	5,000	5,000	35,000
Total Disbursements	<u>(872,100)</u>	<u>(869,400)</u>	<u>(1,120,000)</u>
Cash Balance, Ending	\$ 1,107,648 ^a	\$ 1,485,587 ^a	\$ 1,652,822 ^a

^a Ending cash balance includes \$150,000,000 in the Property Tax Relief Reserve Account.

PSERS - Defined Contribution Fund

This fund was created to meet the provisions of Act 5 of 2017 to provide for receipt and accounting of member and employer contributions, investment of those funds, and payment of defined contribution benefits to retired school employees hired on or after July 1, 2019. Employers defined as school entities (school districts, intermediate units, and career and technical centers) pay 100 percent of the employer share of contributions to the fund. The Commonwealth pays school entities a portion of these costs from appropriated funds based on a statutory formula. Commonwealth contributions of the employer share for non-school entities are also paid from appropriated funds. Earnings from investments provide additional revenue and pay for the associated expenses of the Public School Employees' Retirement System.

Statement of Cash Receipts and Disbursements

(Dollar Amounts in Thousands)

	2022-23 Actual	2023-24 Available	2024-25 Estimated
Cash Balance, Beginning	\$ 98,971	\$ 201,881	\$ 304,983
Receipts:			
Contributions	\$ 90,004	\$ 99,005	\$ 108,905
Net Investment Adjustment	21,534	12,113	18,302
Total Receipts	<u>111,538</u>	<u>111,118</u>	<u>127,207</u>
Total Funds Available	<u>\$ 210,509</u>	<u>\$ 312,999</u>	<u>\$ 432,190</u>
Disbursements:			
Public School Employees' Retirement System:			
Administrative Expenses	\$ 2,458	\$ 1,229	\$ 1,282
Benefits and Other Expenses	6,170	6,787	7,466
Total Disbursements	<u>(8,628)</u>	<u>(8,016)</u>	<u>(8,748)</u>
Cash Balance, Ending	<u>\$ 201,881</u>	<u>\$ 304,983</u>	<u>\$ 423,442</u>

Public School Employees' Retirement Fund

The Public School Employees' Retirement Fund provides for receipt and accounting of member and employer contributions, investment of those funds, and payment of benefits to retired school employees.

According to the provisions of Act 29 of 1994, starting with the employer contribution payment for the third quarter of 1995 (school salaries paid from July 1, 1995 to September 30, 1995), employers defined as school entities (school districts, intermediate units, and career and technical centers) pay 100 percent of the employer share of contributions to the fund. The Commonwealth pays school entities a portion of these costs from appropriated funds based on a statutory formula. Commonwealth contributions of the employer share for non-school entities are also paid directly to the fund from appropriated funds.

Earnings from investments provide additional revenue and pay for the expenses of the Public School Employees' Retirement System. The board is responsible for management of the fund and payment of benefits. The employer contribution rate is determined by the fund's actuary and adopted by the board.

Act 40 of 2003 changed the retirement system's amortization, thereby lowering the employer contribution costs. Act 120 of 2010 amended the benefit structure for most new members beginning July 1, 2011 and amended the funding provisions. Act 120 also established a new shared risk benefit plan. Act 5 of 2017 amended the benefit structure for most new members beginning July 1, 2019.

Statement of Cash Receipts and Disbursements

(Dollar Amounts in Thousands)

	<u>2022-23</u> Actual	<u>2023-24</u> Available	<u>2024-25</u> Estimated
Cash Balance, Beginning	\$ 69,858,690	\$ 71,113,164	\$ 74,786,164
Receipts:			
Transfer from General Fund:			
Employer Contribution (non-school entities)	\$ 30,897	\$ 30,000	\$ 31,000
Transfers from State Employees' Retirement System	4,949	10,000	10,000
Contributions of School Employees	1,190,336	1,183,000	1,207,000
Contributions of Employers	5,290,345	5,362,000	5,628,000
Net Investment Adjustment	2,414,755	5,011,000	5,272,000
Total Receipts	<u>8,931,282</u>	<u>11,596,000</u>	<u>12,148,000</u>
Total Funds Available	\$ 78,789,972	\$ 82,709,164	\$ 86,934,164
Disbursements:			
Public School Employees' Retirement System:			
Administrative and Investment Related Expenses	\$ 85,630	\$ 89,950	\$ 103,370
Benefits	7,591,178	7,833,050	7,997,630
Total Disbursements	<u>(7,676,808)</u>	<u>(7,923,000)</u>	<u>(8,101,000)</u>
Cash Balance, Ending	\$ 71,113,164	\$ 74,786,164	\$ 78,833,164

Public Transportation Assistance Fund

The Public Transportation Assistance Fund was established by Act 26 of 1991 to assist the capital, asset maintenance, and other transportation needs of the Commonwealth's transit entities. Act 44 of 2007 revised the purpose of this fund by transferring programs to the new Public Transportation Trust Fund.

Statement of Cash Receipts and Disbursements

(Dollar Amounts in Thousands)

	<u>2022-23</u> Actual	<u>2023-24</u> Available	<u>2024-25</u> Estimated
Cash Balance, Beginning	\$ 12,143	\$ 12,053	\$ 4,574
Receipts:			
Tire Fee, Rental Fee, and Lease Tax.....	\$ 134,426	\$ 136,100	\$ 142,800
Transfer of Sales and Use Tax	146,599	148,500	156,300
Interest	938	1,381	215
Total Receipts	<u>281,963</u>	<u>285,981</u>	<u>299,315</u>
Total Funds Available	\$ 294,106	\$ 298,034	\$ 303,889
Disbursements:			
Transportation:			
Grants	\$ 257,577	\$ 268,160	\$ 273,584
Transfer to Public Transportation Trust Fund.....	24,476	25,300	25,722
Total Disbursements	<u>(282,053)</u>	<u>(293,460)</u>	<u>(299,306)</u>
Cash Balance, Ending	\$ 12,053	\$ 4,574	\$ 4,583

Public Transportation Trust Fund

The Public Transportation Trust Fund was created by Act 44 of 2007 to provide dedicated funding for public transportation in the Commonwealth. Act 89 of 2013 increased funding and revenue sources for the fund. Revenues come from scheduled payments by the Pennsylvania Turnpike Commission, a portion of the Sales and Use Tax, certain motor vehicle fees, vehicle code fines and surcharges, and transfers from the Public Transportation Assistance Fund and the Lottery Fund. Monies in this fund are disbursed as grants to public transit agencies for operating costs, capital and asset improvements, and programs of statewide significance.

Effective in 2022, Act 89 replaces deposits from the Pennsylvania Turnpike Commission to the Multimodal Transportation Fund with a Transfer of Sales and Use Tax from the Public Transportation Trust Fund. The fund balance does not reflect substantial commitments for public transportation operating and capital.

The 2024-25 budget proposes to dedicate 1.75 percent of total sales tax collections to the Public Transportation Trust Fund to support mass transit statewide, in addition to the current allocations to the fund.

Statement of Cash Receipts and Disbursements

(Dollar Amounts in Thousands)

	<u>2022-23</u> Actual	<u>2023-24</u> Available	<u>2024-25</u> Estimated
Cash Balance, Beginning	\$ 1,465,248	\$ 1,794,365	\$ 1,111,469
Receipts:			
Transfer of Sales and Use Tax	\$ 1,189,314	\$ 1,205,100	\$ 1,525,100
Transfer of Vehicle Sales Tax - Multimodal	(30,000)	(30,000)	(30,000)
Pennsylvania Turnpike Commission	50,000	50,000	50,000
Transfer from Lottery Fund	95,907	95,907	95,907
Transfer from Public Transportation Assistance Fund	24,476	25,300	25,722
Motor Vehicle Fees	297,587	316,855	318,472
Vehicle Code Fines	24,535	30,842	30,842
Federal Funds	10,335	33,000	33,000
Interest	53,491	88,008	46,770
Other	1,893	1,050	1,050
Total Receipts	1,717,538	1,816,062	2,096,863
Total Funds Available	\$ 3,182,786	\$ 3,610,427	\$ 3,208,332
Disbursements:			
Transportation	\$ 1,388,421	\$ 2,498,958	\$ 2,324,300
Total Disbursements	(1,388,421)	(2,498,958)	(2,324,300)
Cash Balance, Ending	\$ 1,794,365	\$ 1,111,469	\$ 884,032

Purchasing Fund

Created in 1933, this fund finances the purchase of materials, supplies, services, and equipment by the Department of General Services and Executive Offices for use by other departments, boards, and commissions. Salaries for the personnel administering the fund are paid by the fund. Revenue sources are periodic appropriations from the General Fund and reimbursements by other departments, boards, and commissions for the materials and supplies provided them.

Statement of Cash Receipts and Disbursements

(Dollar Amounts in Thousands)

	<u>2022-23</u> Actual	<u>2023-24</u> Available	<u>2024-25</u> Estimated
Cash Balance, Beginning	\$ 13,814	\$ (6,443)	\$ 11
Receipts:			
Reimbursements to General Services.....	\$ 456,611	\$ 420,500	\$ 405,000
Interest	229	954	48
Total Receipts	<u>456,840</u>	<u>421,454</u>	<u>405,048</u>
Total Funds Available	<u>\$ 470,654</u>	<u>\$ 415,011</u>	<u>\$ 405,059</u>
Disbursements:			
General Services	\$ 477,097	\$ 415,000	\$ 405,000
Total Disbursements	<u>(477,097)</u>	<u>(415,000)</u>	<u>(405,000)</u>
Cash Balance, Ending	<u>\$ (6,443) ^a</u>	<u>\$ 11</u>	<u>\$ 59</u>

^a Reflects a timing difference between expenditures posted at year-end and reimbursements received in the subsequent year.

Real Estate Recovery Fund

This fund was established in 1980 to reimburse aggrieved persons any amounts unpaid from final judgements against any person licensed by the Real Estate Commission. Revenue is derived from additional fees paid by licensees, with interest on investments being retained by the fund.

Statement of Cash Receipts and Disbursements

(Dollar Amounts in Thousands)

	2022-23 Actual	2023-24 Available	2024-25 Estimated
Cash Balance, Beginning	\$ 844	\$ 928	\$ 888
Receipts:			
Additional License Fees	\$ 59	\$ 60	\$ 60
Interest	31	50	40
Total Receipts	90	110	100
Total Funds Available	\$ 934	\$ 1,038	\$ 988
Disbursements:			
State	\$ 6	\$ 150	\$ 150
Total Disbursements	(6)	(150)	(150)
Cash Balance, Ending	\$ 928	\$ 888	\$ 838

Recycling Fund

This fund was created by Act 101 of 1988 to finance the planning, processing, resource recovery, and recycling of solid waste. Revenue is generated by a fee on all waste disposed in landfills or processed by resource recovery facilities. Expenditures are for recycling and planning grants, market and waste minimization studies, and public information and education activities throughout the Commonwealth. Act 125 of 1998 allowed for up to \$1.5 million annually for five years of Recycling Fund money to finance the cleanup of illegally deposited waste on state forest and state park lands. The fund balance does not reflect commitments directly impacting local governments as well as the Pennsylvania Recycling Markets Center at Pennsylvania State University.

Statement of Cash Receipts and Disbursements

(Dollar Amounts in Thousands)

	2022-23 Actual	2023-24 Available	2024-25 Estimated
Cash Balance, Beginning	\$ 47,580	\$ 58,413	\$ 10,009
Receipts:			
Recycling Fees	\$ 41,486	\$ 43,500	\$ 43,500
Interest	1,884	2,687	360
Transfer from Hazardous Sites Cleanup Fund	1,000	1,000	1,000
Other	275	200	265
Total Receipts	<u>44,645</u>	<u>47,387</u>	<u>45,125</u>
Total Funds Available	\$ 92,225	\$ 105,800	\$ 55,134
Disbursements:			
Environmental Protection	\$ 33,812	\$ 95,791	\$ 49,764
Total Disbursements	<u>(33,812)</u>	<u>(95,791)</u>	<u>(49,764)</u>
Cash Balance, Ending	\$ 58,413	\$ 10,009	\$ 5,370

Rehabilitation Center Fund

This fund was created by Act 55 of 1959 for the operation of the Hiram G. Andrews Rehabilitation Center and is funded from fees for services rendered by the center. Most of these services are rendered to vocational rehabilitation clients. The Department of Labor and Industry is continuing the pursuit of diversification and integration of services offered at the center. These plans include training enhancement for clients of the center and economic development opportunities for the Johnstown region and surrounding counties.

Statement of Cash Receipts and Disbursements

(Dollar Amounts in Thousands)

	2022-23 Actual	2023-24 Available	2024-25 Estimated
Cash Balance, Beginning	\$ 6,690	\$ 5,805	\$ 6,130
Receipts:			
Client Fees	\$ 38,150	\$ 36,342	\$ 36,741
Interest	238	398	301
Perkins Grant.....	15	-	-
PHEAA Grants.....	50	25	25
Federal Funds	1,134	950	975
Other	902	550	550
Total Receipts	40,489	38,265	38,592
Total Funds Available	\$ 47,179	\$ 44,070	\$ 44,722
Disbursements:			
Labor and Industry.....	\$ 41,374	\$ 37,940	\$ 38,010
Total Disbursements	(41,374)	(37,940)	(38,010)
Cash Balance, Ending.....	\$ 5,805	\$ 6,130	\$ 6,712

Reinsurance Fund

Act 42 of 2019 created the Reinsurance Program including the establishment of the Reinsurance Fund as a special fund within the State Treasury. The Reinsurance Fund will be administered by the Insurance Department to fund the Reinsurance Program. Receipts into the Reinsurance Fund are to be transferred from the PA Health Insurance Exchange Fund (PHIEA) calculated as net of user fee revenues less PHIEA expenses. Expenditures from the fund will be used to implement and operate the Reinsurance Program and make reinsurance payments to eligible insurers under the Reinsurance Program. In making expenditures from the Reinsurance Fund, available federal money must be expended first.

This budget proposes a one-time transfer from Workers' Compensation Security Fund to the Reinsurance Fund to provide stable and predictable funding for the Reinsurance Program operated by the Pennsylvania Insurance Department while allowing the funds from the Pennsylvania Health Insurance Exchange Fund to be used for a pilot Subsidy Wrap Program.

Statement of Cash Receipts and Disbursements

(Dollar Amounts in Thousands)

	<u>2022-23</u> Actual	<u>2023-24</u> Available	<u>2024-25</u> Estimated
Cash Balance, Beginning	\$ 127	\$ 2,328	\$ 2,499
Receipts:			
Transfer from PA Health Insurance Exchange Fund	\$ 17,599	\$ 31,260	\$ -
Transfer from Workers' Compensation Security Fund	-	-	50,000
Federal Pass-Through	120,230	124,250	115,438
Interest	1,946	184	120
Total Receipts	139,775	155,694	165,558
Total Funds Available	\$ 139,902	\$ 158,022	\$ 168,057
Disbursements:			
Insurance:			
Administration	\$ 44	\$ 626	\$ 400
Payment to Insurers	137,530	154,897	159,438
Total Disbursements	(137,574)	(155,523)	(159,838)
Cash Balance, Ending	\$ 2,328	\$ 2,499	\$ 8,219

Remining Financial Assurance Fund

Act 173 of 1992 authorized this fund to assist mine operators who qualify to purchase reclamation bonds or make payment in lieu of reclamation bonds. Revenues are the transfer of up to \$5 million from the Land and Water Development Fund and from in lieu of bond premium payments. Expenditures from this fund occur only when mine operators default.

Statement of Cash Receipts and Disbursements

(Dollar Amounts in Thousands)

	2022-23 Actual	2023-24 Available	2024-25 Estimated
Cash Balance, Beginning	\$ 4,700	\$ 4,925	\$ 4,830
Receipts:			
Operator Annual Fee	\$ 61	\$ 60	\$ 60
Interest	164	262	222
Total Receipts	<u>225</u>	<u>322</u>	<u>282</u>
Total Funds Available	\$ 4,925	\$ 5,247	\$ 5,112
Disbursements:			
Environmental Protection	\$ -	\$ 417	\$ 490
Total Disbursements	<u>-</u>	<u>(417)</u>	<u>(490)</u>
Cash Balance, Ending	\$ 4,925	\$ 4,830	\$ 4,622

Rightful Owners' Claims Payment Fund

The Rightful Owners' Claims Payment Fund was created by Act 45 of 2003 to make reimbursements and prompt payment of claims to an owner for a restitution payment previously held as unclaimed by any court, public corporation, public authority or instrumentality of the Commonwealth, or by a public officer or political subdivision. Under the act, 5 percent of the funds transferred annually into the Treasury will be deposited into the Rightful Owners' Claims Payment Fund to create the capability to make a reimbursement in the event a claim is filed. The remaining 95 percent balance of the restitution monies annually escheated from the entities identified are to be deposited to the Crime Victim Services and Compensation Fund.

Statement of Cash Receipts and Disbursements

(Dollar Amounts in Thousands)

	2022-23 Actual	2023-24 Available	2024-25 Estimated
Cash Balance, Beginning	\$ 12	\$ 90	\$ 89
Receipts:			
Transfers from Unclaimed Property Accounts	\$ 754	\$ 164	\$ 166
Interest	-	5	4
Total Receipts	754	169	170
Total Funds Available	\$ 766	\$ 259	\$ 259
Disbursements:			
Treasury Payments to Claimants	\$ 676	\$ 170	\$ 171
Total Disbursements	(676)	(170)	(171)
Cash Balance, Ending	\$ 90	\$ 89	\$ 88

School Safety and Security Fund

Act 44 of 2018 (amending the Public School Code) established the School Safety and Security Committee within the Pennsylvania Commission on Crime and Delinquency for the administration of the School Safety and Security Grant Program. Grant funding is dispersed throughout the Commonwealth and is used by school entities to supplement existing school spending on safety and security. Each fiscal year, the first \$15 million of all excess fines, fees, and costs collected by any division of the Unified Judicial System (UJS) shall be deposited into the School Safety and Security Fund. Act 54 of 2022 and Act 22 of 2023 suspended the UJS deposit for fiscal years 2022-23 and 2023-24 respectively. Act 23 of 2020 provided for a subgrant from the Elementary and Secondary School Emergency Relief (ESSER). Act 1A of 2022 appropriated \$100 million to the Department of Education for transfer to the fund and Act 55 of 2022 also authorized a transfer of \$100 million from the appropriation to the department for the Ready-to-Learn Block Grant to be used for school mental health initiatives.

Act 1A of 2023 appropriated \$50 million to the Department of Education for transfer to the fund. Act 33 of 2023 appropriated \$20.7 million for the Safe Schools Initiative to be transferred to PCCD for the distribution of grants and authorized \$100 million for COVID-SFR-School Mental Health Grants.

This budget proposes a permanent suspension to the UJS deposit and transferring \$161 million from the General Fund for the Safe Schools Initiative, school mental health, and safety and security programs.

Statement of Cash Receipts and Disbursements

(Dollar Amounts in Thousands)

	2022-23 Actual	2023-24 Available	2024-25 Estimated
Cash Balance, Beginning	\$ 15,541	\$ 189,550	\$ 15,735
Receipts:			
Transfer from General Fund.....	\$ 200,000	\$ 70,700	\$ 161,000
Federal Funds - COVID	5,392	670	-
COVID-SFR Transfer.....	-	100,000	-
Interest	6,799	9,701	369
Total Receipts	<u>212,191</u>	<u>181,071</u>	<u>161,369</u>
Total Funds Available	\$ 227,732	\$ 370,621	\$ 177,104
Disbursements:			
Commission on Crime and Delinquency	\$ 27,726	\$ 254,375	\$ 167,104
COVID-SFR School Mental Health Grants	-	90,000	-
Elementary and Secondary School Emergency Relief (ESSER).....	5,456	511	-
Education:			
School-Based MH Training and Pathways to Certification	-	-	5,000
COVID-SFR School-Based MH Training and Pathways to Certification	-	5,000	-
PHEAA:			
School Mental Health Internship	5,000	-	5,000
COVID-SFR School Based Mental Health Internship Grant Program	-	5,000	-
Total Disbursements	<u>(38,182)</u>	<u>(354,886)</u>	<u>(177,104)</u>
Cash Balance, Ending	\$ 189,550	\$ 15,735	\$ -

Self-Insurance Guaranty Fund

This fund was created by Act 44 of 1993, the Pennsylvania Workers' Compensation Act. The purpose of this fund is to pay claims arising from defaulting self-insurance employers and defaulting members of self-insurance pooling arrangements under the Workers' Compensation Act for injuries occurring on or after October 30, 1993. The fund is maintained by assessments on self-insurers. Act 53 of 2000 provides for payments of claims resulting from injuries prior to October 30, 1993, through a Prefund Account funded by transfers from the Workers' Compensation Administration Fund. Act 49 of 2001 limited annual transfers to the Prefund Account to \$3.8 million. The Prefund Account and the fund are administered by the Department of Labor and Industry.

Statement of Cash Receipts and Disbursements

(Dollar Amounts in Thousands)

	2022-23 Actual	2023-24 Available	2024-25 Estimated
Cash Balance, Beginning	\$ 53,408	\$ 54,492	\$ 55,614
Receipts:			
Recoveries and Interest Transfers	\$ 485	\$ 539	\$ 512
Assessments and Interest Transfers	1,575	1,723	1,649
Interest	1,728	2,100	2,650
Internal Interest Transfers	(2,025)	(2,209)	(2,105)
Investment Income	356	579	466
Total Receipts	<u>2,119</u>	<u>2,732</u>	<u>3,172</u>
Total Funds Available	\$ 55,527	\$ 57,224	\$ 58,786
Disbursements:			
Labor and Industry	\$ 1,035	\$ 1,610	\$ 1,323
Total Disbursements	<u>(1,035)</u>	<u>(1,610)</u>	<u>(1,323)</u>
Cash Balance, Ending	\$ 54,492	\$ 55,614	\$ 57,463

SERS - Defined Contribution Fund

This fund was created to meet the provisions of Act 5 of 2017 to accumulate reserves for the payment of defined contribution plan retirement benefits to eligible state employees. Money in this fund is used to pay expenses of the plan and benefits to participants of the State Employees' Defined Contribution Plan and their beneficiaries. Participation in the defined contribution plan is mandatory for most new state employees hired on or after January 1, 2019 and available to employees of non-state entities, such as the Pennsylvania State University, the Turnpike Commission, the Delaware River Port Authority, and other public and quasi-public institutions authorized by the Retirement Code. The fund receives revenue from employee contributions, employer contributions, appropriations, and income derived from its investment portfolio. All of these revenue sources belong to the participants in the plan and are therefore credited directly to individual participant accounts managed by the third-party administrator. Employers pay 100 percent of the employer share of contributions to the fund, which participants vest in after 3 years of service. PA Fiscal Code (Act 2020-23), signed into law on May 29, 2020, authorized the SERS Board to assess employers a per-participant charge for the administrative fees, costs, and expenses of the plan. Management of the fund and payment of benefits are overseen by the State Employees' Retirement System.

Statement of Cash Receipts and Disbursements

(Dollar Amounts in Thousands)

	<u>2022-23</u> Actual	<u>2023-24</u> Available	<u>2024-25</u> Estimated
Cash Balance, Beginning	\$ 80,332	\$ 146,676	\$ 210,048
Receipts:			
Contributions	\$ 56,778	\$ 58,198	\$ 59,653
Fees Collected from Employers	6,164	5,311	5,974
Interest	116	246	132
Net Investment Adjustment	14,705	15,073	5,450
Total Receipts	77,763	78,828	71,209
Total Funds Available	\$ 158,095	\$ 225,504	\$ 281,257
Disbursements:			
State Employees' Retirement System:			
Administrative Expenses	\$ 4,064	\$ 5,894	\$ 5,979
Benefits and Other Expenses	7,355	9,562	12,431
Total Disbursements	(11,419)	(15,456)	(18,410)
Cash Balance, Ending	\$ 146,676	\$ 210,048	\$ 262,847

Small Business First Fund

Act 67 of 1996 created the Small Business First Fund. The fund replaced the Air Quality Improvement Fund, Storage Tank Loan Fund, and the Pennsylvania Capital Loan Fund. Balances and program commitments in those funds were transferred to the Small Business First Fund. The fund may receive transfers from the Minority Business Development Fund to facilitate its programs for small businesses. Act 50 of 2009 enabled the fund to transfer monies to the Machinery and Equipment Loan Fund in support of its activities.

This program provides low-interest loans for small businesses of 100 employees or less. Eligible projects include land and building acquisition and construction; machinery and equipment purchases; working capital; compliance with environmental regulations; and municipal or commercial recycling. In addition, companies eligible to participate in this program are those impacted by the reduction in defense-related activities and those involved in exports, advanced technology, and the hospitality industry. Act 161 of 2014 transitioned the administration of this fund to the Pennsylvania Industrial Development Authority, while also authorizing funds to be transferred by an action of the PIDA board between the Small Business First Fund, the Machinery and Equipment Loan Fund, and the Industrial Development Fund to maximize the effectiveness of the programs. The fund balance does not reflect commitments for business expansion.

Statement of Cash Receipts and Disbursements

(Dollar Amounts in Thousands)

	<u>2022-23</u> Actual	<u>2023-24</u> Available	<u>2024-25</u> Estimated
Cash Balance, Beginning	\$ 32,533	\$ 41,502	\$ 50,687
Receipts:			
Loan Principal and Interest Repayments	\$ 17,140	\$ 35,000	\$ 15,000
Interest	1,265	3,104	2,194
Other	2	2	2
Total Receipts	<u>18,407</u>	<u>38,106</u>	<u>17,196</u>
Total Funds Available	\$ 50,940	\$ 79,608	\$ 67,883
Disbursements:			
Community and Economic Development	\$ 9,438	\$ 28,921	\$ 24,958
Total Disbursements	<u>(9,438)</u>	<u>(28,921)</u>	<u>(24,958)</u>
Cash Balance, Ending	\$ 41,502	\$ 50,687	\$ 42,925

Special Administration Fund

The purpose of this fund, administered by the Department of Labor and Industry, is to cover those administrative expenses of the Unemployment Compensation Law not properly and validly chargeable to the Administration Fund. The receipts of the fund are generated from interest and penalties collected from claimants and employers under provisions of the Unemployment Compensation Law. Act 5 of 2005 requires that all monies in excess of \$200,000 in the fund, less encumbrances for litigation, shall be transferred by June 25th of each year to either the Unemployment Compensation Contribution Fund, the Job Training Fund, or both.

Statement of Cash Receipts and Disbursements

(Dollar Amounts in Thousands)

	2022-23 Actual	2023-24 Available	2024-25 Estimated
Cash Balance, Beginning	\$ 33,853	\$ 49,565	\$ 200
Receipts:			
Penalty and Interest Collections	\$ 17,898	\$ 14,000	\$ 13,990
Transfer to Unemployment Compensation Contribution Fund	-	(6,376)	-
Interest	1,454	2,705	10
Total Receipts	19,352	10,329	14,000
Total Funds Available	\$ 53,205	\$ 59,894	\$ 14,200
Disbursements:			
Labor and Industry	\$ 3,640	\$ 59,694	\$ 14,000
Total Disbursements	(3,640)	(59,694)	(14,000)
Cash Balance, Ending	\$ 49,565	\$ 200	\$ 200

State Employees' Retirement Fund

This fund was created in 1923 to accumulate reserves for the payment of pensions to eligible former state employees. Money in this fund is used to pay retirement, disability, and death benefits to members of the State Employees' Retirement System and their beneficiaries. Membership in the system is mandatory for most state employees and available to employees of non-state entities, such as the Pennsylvania State University, the Turnpike Commission, the Delaware River Port Authority, and other public and quasi-public institutions authorized by the Retirement Code.

The fund receives revenue from employee contributions, employer contributions, and income derived from its investment portfolio. Employer contributions are an actuarially determined percentage of payroll sufficient to fund current and future benefit payments. Investment income is used to credit interest to each member's account, to pay the administrative expenses of the retirement system, and to accumulate monies for the payment of future benefits. Management of the fund and payment of benefits are overseen by the State Employees' Retirement Board.

Act 40 of 2003 changed the retirement system's amortization period, thereby lowering the employer contribution costs. Act 120 of 2010 amended the benefit structure for most new employees hired after December 31, 2010 and established a new shared risk benefit plan. Act 5 of 2017 made further changes to the retirement benefit structure for new employees hired after December 31, 2018. New employees may now choose between a defined contribution plan and two hybrid defined benefit/defined contribution plans. The defined contribution plans are operated out of the SERS – Defined Contribution Fund.

Statement of Cash Receipts and Disbursements

(Dollar Amounts in Thousands)

	<u>2022-23</u> Actual	<u>2023-24</u> Available	<u>2024-25</u> Estimated
Cash Balance, Beginning	\$ 34,481,104	\$ 35,512,408	\$ 36,701,934
Receipts:			
Contributions of Employees	\$ 430,693	\$ 422,500	\$ 429,000
Contributions of Employers	2,177,171	2,224,654	2,236,598
Transfer to Annuity Reserve Account	7,930	7,930	7,930
Directed Commissions	33	33	33
Net Investment Adjustment	2,298,632	2,461,670	2,521,273
Other	20,275	20,274	20,274
Total Receipts	4,934,734	5,137,061	5,215,108
Total Funds Available	\$ 39,415,838	\$ 40,649,469	\$ 41,917,042
Disbursements:			
State Employees' Retirement System:			
Administration and Investment Related Expenses	\$ 38,540	\$ 47,938	\$ 51,837
Benefits	3,864,890	3,899,597	3,974,012
Total Disbursements	(3,903,430)	(3,947,535)	(4,025,849)
Cash Balance, Ending	\$ 35,512,408	\$ 36,701,934	\$ 37,891,193

State Gaming Fund

Act 71 of 2004, the Pennsylvania Race Horse Development and Gaming Act, established the State Gaming Fund to receive gaming license fees and 34 percent of the gross terminal revenue (GTR) generated by licensed gaming facilities. Act 42 of 2017, expanded gaming in the Commonwealth to include a new category of slot machine licenses, interactive gaming, and airport gaming. The fund receives 52 percent of gross interactive gaming revenue (GIGR) generated through simulated slot machines and 14 percent of GIGR generated through simulated table games. Fund revenues are annually distributed to various programs and the remainder is transferred to the Property Tax Relief Fund. Also, licensed gaming facilities deposit an additional 4 percent of GTR for slot machines, 2 percent of gross table game revenue, and 2 percent of GIGR into the fund for local share distributions where gaming facilities are located.

This budget proposes the regulation and administration of legalized skill games in the Commonwealth.

Statement of Cash Receipts and Disbursements

(Dollar Amounts in Thousands)

	<u>2022-23</u> Actual	<u>2023-24</u> Available	<u>2024-25</u> Estimated
Cash Balance, Beginning	\$ 550,847	\$ 522,994	\$ 227,386
Receipts:			
State Tax Revenue	\$ 1,186,075	\$ 1,243,700	\$ 1,275,800
Licensee Deposit Accts.....	113,334	101,761	102,408
Skill Games Administrative Assessment	-	-	4,697
Local Share Assessment	433,657	434,000	450,100
Interest	14,495	24,607	11,111
Other	2,602	8,100	7,100
Total Receipts	1,750,163	1,812,168	1,851,216
Total Funds Available	\$ 2,301,010	\$ 2,335,162	\$ 2,078,602
Disbursements:			
Revenue:			
Transfer to Compulsive and Problem Gambling Treatment Fund			
Transfer to Compulsive and Problem Gambling Treatment Fund - Drug and Alcohol	\$ 6,879	\$ 6,790	\$ 6,828
Payments in Lieu of Taxes:			
Conservation and Natural Resources	5,243	8,111	8,111
Fish and Boat Commission.....	17	45	45
Game Commission.....	3,636	9,676	9,676
Emergency Management:			
Fire and Emergency Medical Services Grants	25,000	25,000	25,000
Community and Economic Development:			
Transfer to Commonwealth Financing Authority	205,219	338,634	208,100
Gaming Control Board:			
Local Law Enforcement Grants	167	2,000	2,000
Local Share Assessment Distribution:			
Revenue.....	161,251	264,858	138,223
Community and Economic Development	119,450	152,305	102,391
Education	1,617	1,339	1,386
Administrative Appropriations:			
Gaming Control Board.....	46,193	52,834	64,140
Revenue.....	5,428	7,302	7,122
State Police.....	37,435	37,956	38,018
Attorney General.....	1,479	1,680	1,618
Transfer to Property Tax Relief Fund	1,153,339	1,193,750	1,213,732
Total Disbursements	(1,778,016)	(2,107,776)	(1,831,936)
Cash Balance, Ending	\$ 522,994 ^a	\$ 227,386 ^a	\$ 246,666 ^a

^a Ending cash balance reflects funds restricted for administration, enforcement, and local share distributions, as well as June tax receipts transferred to the Property Tax Relief Fund in July.

State Insurance Fund

Act 227 of 1915 created this fund which finances expenditures related to the rebuilding, restoring, or replacing of buildings, structures, equipment, or other property owned by the Commonwealth that have been damaged or destroyed by fire or other casualty. This includes natural or man-made disasters. Revenue is derived from interest earned by the fund, interest received from the Fire Insurance Tax Fund, and from reimbursements by insurance companies. If needed, money may also be directly appropriated to this fund. Receipts of the fund include reimbursement from the Commonwealth's excess insurance policy, which is responsible for damages for any occurrence in excess of \$1 million. This fund satisfies the requirements of the federal government for the Disaster Insurance Program.

Statement of Cash Receipts and Disbursements

(Dollar Amounts in Thousands)

	2022-23 Actual	2023-24 Available	2024-25 Estimated
Cash Balance, Beginning	\$ 1,779	\$ 4,462	\$ 1,999
Receipts:			
Transfer from General Fund.....	\$ 3,000	\$ 1,500	\$ 1,500
Interest	487	1,292	1,123
Other	42	300	300
Total Receipts	3,529	3,092	2,923
Total Funds Available	\$ 5,308	\$ 7,554	\$ 4,922
Disbursements:			
General Services	\$ 846	\$ 5,555	\$ 2,279
Total Disbursements	(846)	(5,555)	(2,279)
Cash Balance, Ending	\$ 4,462	\$ 1,999	\$ 2,643

State Racing Fund

The State Racing Fund is a special revenue fund composed of monies received from taxes and license fees collected by the State Horse Racing Commission for the regulation of horse and harness racing. The administration and enforcement of racing in Pennsylvania is governed by Act 114 of 2016. The Act repealed and restructured the Race Horse Industry Reform Act (Act 93 of 1983 and subsequent amendments) and provided funding for promotional costs. Licensed racing corporations who annually conduct at least 100 days of racing continue to remit wagering taxes at the rate of 1.5 percent. License and fee revenue is derived from the licensing of jockeys and other persons participating in racing as prescribed by the State Racing Commission. Penalties and interest on taxes due, interest on securities, and uncashed tickets comprise miscellaneous revenue.

Currently, most of the revenues for restricted racing programs comes from Act 71 of 2004, the Race Horse Development and Gaming Act. Funding is generated from gross terminal revenues from slot machines and is transferred from the Pennsylvania Race Horse Development Trust Fund.

This budget reflects the reauthorization of the Act 114 of 2016 drug testing transfer provision from the Pennsylvania Race Horse Development Trust Fund for the three-year period July 1, 2022 through June 30, 2025 to cover the cost of the drug testing program.

Statement of Cash Receipts and Disbursements

(Dollar Amounts in Thousands)

	2022-23 Actual	2023-24 Available	2024-25 Estimated
Restricted Cash Balance, Beginning	\$ 26,566	\$ 21,353	\$ 22,017
Racing Programs:			
Receipts	31,661	32,803	32,879
Disbursements - Agriculture	(36,874)	(32,139)	(31,489)
Restricted Cash Balance, Ending	\$ 21,353	\$ 22,017	\$ 23,407
Unrestricted Cash Balance, Beginning.....	\$ 9,485	\$ 7,178	\$ 2,453
Receipts:			
Admission and Wagering	\$ 3,376	\$ 5,227	\$ 6,830
Licenses and Fees.....	1,279	1,241	1,203
Fines and Penalties	189	183	178
Transfer from Race Horse Development Fund - Promotion.....	2,080	1,983	2,195
Transfer from Race Horse Development Fund - Drug Testing.....	10,066	10,066	10,390
Other	669	649	629
Interest	1,156	1,276	1,122
Total Receipts	18,815	20,625	22,547
Total Funds Available	\$ 28,300	\$ 27,803	\$ 25,000
Disbursements:			
Agriculture	\$ 20,997	\$ 25,075	\$ 24,720
Revenue	125	275	277
Total Disbursements	(21,122)	(25,350)	(24,997)
Unrestricted Cash Balance, Ending	\$ 7,178	\$ 2,453	\$ 3
Total Cash Balance, Beginning	\$ 36,051	\$ 28,531	\$ 24,470
Receipts.....	50,476	53,428	55,426
Disbursements	(57,996)	(57,489)	(56,486)
Total Cash Balance, Ending	\$ 28,531	\$ 24,470	\$ 23,410

State Restaurant Fund

This fund was created by Act 259 of 1943 to finance the purchase and maintenance of equipment for the operation of the restaurant in the State Capitol as well as any other restaurants in other state office buildings. At present, the Capitol East Wing Cafeteria is the only restaurant operated through this fund. Revenue is derived from profit-sharing with the contracted vendor.

Statement of Cash Receipts and Disbursements

(Dollar Amounts in Thousands)

	2022-23 Actual	2023-24 Available	2024-25 Estimated
Cash Balance, Beginning	\$ 452	\$ 396	\$ 377
Receipts:			
Commission / Profit Sharing.....	\$ 52	\$ 60	\$ 60
Interest	16	21	17
Total Receipts	<u>68</u>	<u>81</u>	<u>77</u>
Total Funds Available	<u>\$ 520</u>	<u>\$ 477</u>	<u>\$ 454</u>
Disbursements:			
General Services	\$ 124	\$ 100	\$ 105
Total Disbursements	<u>(124)</u>	<u>(100)</u>	<u>(105)</u>
Cash Balance, Ending	<u>\$ 396</u>	<u>\$ 377</u>	<u>\$ 349</u>

State Stores Fund

The State Stores Fund serves as the general operating fund for the Liquor Control Board. The State Police receives funds for the enforcement of the Liquor Code. The Department of Drug and Alcohol Programs also receives funds for alcohol misuse programs.

This fund receives revenues primarily from the retail and wholesale of goods. Revenues are also received from license and permit fees not credited to the Liquor License Fund, fines and penalties, lottery sales commission, and losses and damages recovered. Expenditures cover all costs associated with the operation and administration of the Liquor Store System and enforcement of the Liquor Code. Acts 39, 85 and 166 of 2016 created significant Liquor Code changes, which expand wine sales to licensed retailers, Sunday store openings and hours, and incorporated lottery sales, pricing flexibility, special liquor order changes, customer relationship management enhancements, and numerous licensing changes.

Statement of Cash Receipts and Disbursements

(Dollar Amounts in Thousands)

	2022-23 Actual	2023-24 Available	2024-25 Estimated
Cash Balance, Beginning	\$ 198,354	\$ 341,784	\$ 354,239
Receipts:			
Fees, Fines and Penalties	\$ 30,921	\$ 32,000	\$ 32,000
Expired License Auction Proceeds.....	608	1,000	1,000
Sale of Goods.....	2,537,413	2,660,340	2,740,000
Liquor Sales Taxes.....	628,055	657,104	677,000
Lottery Commissions	2,472	2,600	2,600
Recovered Losses and Damages.....	3,157	3,835	3,835
Interest	9,060	17,019	15,710
Other	82	61	61
Total Receipts	3,211,768	3,373,959	3,472,206
Total Funds Available	\$ 3,410,122	\$ 3,715,743	\$ 3,826,445
Disbursements:			
Drug and Alcohol Programs.....	\$ 6,617	\$ 5,215	\$ 5,215
Liquor Control Board.....	2,215,502	2,473,402	2,604,102
State Police	33,064	40,683	38,990
Transfer of Liquor Sales Taxes to General Fund.....	628,055	657,104	677,000
Transfer to General Fund.....	185,100	185,100	185,100
Total Disbursements	(3,068,338)	(3,361,504)	(3,510,407)
Cash Balance, Ending	\$ 341,784	\$ 354,239	\$ 316,038

State Treasury Armory Fund

Created in accordance with Act 92 of 1975, the State Treasury Armory Fund receives monies derived from the sale of any armory building, armory site, or other real estate. Funds are expended solely for the purchase of equipment, furniture and fixtures, for repairs and maintenance, or for the construction of new armories in the Commonwealth.

Statement of Cash Receipts and Disbursements

(Dollar Amounts in Thousands)

	2022-23 Actual	2023-24 Available	2024-25 Estimated
Cash Balance, Beginning	\$ 751	\$ 678	\$ 175
Receipts:			
Armory Rentals	\$ 256	\$ 234	\$ 234
Sale of Armories and Land	35	-	530
Interest	24	37	13
Other	123	17	10
Total Receipts	438	288	787
Total Funds Available	\$ 1,189	\$ 966	\$ 962
Disbursements:			
Military and Veterans Affairs	\$ 511	\$ 791	\$ 600
Total Disbursements	(511)	(791)	(600)
Cash Balance, Ending	\$ 678	\$ 175	\$ 362

State Workers' Insurance Fund

The State Workers' Insurance Fund (SWIF) was created by Act 338 of 1915 and operates within the Department of Labor and Industry. It is a self-sustaining fund providing workers' compensation insurance to employers, including those refused policies by private insurance firms. SWIF is subject to underwriting rules, classification, and rates promulgated by rating bureaus authorized by the State Insurance Commissioner. Premium rates are established by them based on the history of accidents by industry. (Administrative costs are paid from the fund, including expenses related to Insurance Department and Auditor General examinations.)

Act 68 of 1990 provides for the transfer of money from SWIF. Annual payments are made to the General Fund equal to the amount which would have been paid in taxes had SWIF been subject to taxes. The act also established an Advisory Council to recommend the amount of surplus in SWIF, if any, that could be distributed without jeopardizing its legal obligations to policy holders. If such a surplus exists, the SWIF Board may then recommend distribution of the surplus as refunds to current or former policyholders. The funds recommended by the board to be transferred or refunded to policyholders must be approved and appropriated by the General Assembly.

Statement of Cash Receipts and Disbursements

(Dollar Amounts in Thousands)

	<u>2022-23</u> Actual	<u>2023-24</u> Available	<u>2024-25</u> Estimated
Cash Balance, Beginning	\$ 1,208,907	\$ 1,166,437	\$ 1,166,935
Receipts:			
Premiums	\$ 93,347	\$ 99,000	\$ 101,000
Interest	22,325	38,596	39,000
Net Investment Adjustment	(13,436)	76,071	76,000
Other	1,664	2,048	2,000
Total Receipts	<u>103,900</u>	<u>215,715</u>	<u>218,000</u>
Total Funds Available	\$ 1,312,807	\$ 1,382,152	\$ 1,384,935
Disbursements:			
Labor and Industry	\$ 144,953	\$ 213,217	\$ 213,000
Premium Tax Payment to General Fund	1,417	2,000	2,000
Total Disbursements	<u>(146,370)</u>	<u>(215,217)</u>	<u>(215,000)</u>
Cash Balance, Ending	\$ 1,166,437	\$ 1,166,935	\$ 1,169,935

Storage Tank Fund

This fund was created by Act 32 of 1989 for the operation of an aboveground and underground storage tank regulation, registration, and enforcement program. Revenues to the fund consist of registration and permit fees, fines, judgements, bond forfeitures, interest, and recovered costs. Expenditures include the remediation of leaking underground storage tanks. Act 61 of 2017 authorized an increase, from \$3,000,000 to \$7,000,000 in the reimbursement that could be requested from the Underground Storage Tank Indemnification Fund (USTIF) to the Storage Tank Fund for costs associated with investigating, determining responsibility, overseeing remediation and third-party response, and closing out cases of spills and leaks, as well as for inspecting, determining compliance, and taking enforcement action against owners of storage tanks.

Statement of Cash Receipts and Disbursements

(Dollar Amounts in Thousands)

Table with 4 columns: Description, 2022-23 Actual, 2023-24 Available, 2024-25 Estimated. Rows include Cash Balance, Beginning; Receipts (Registration Fees, Federal Funds - EPA, Fines and Penalties, Interest, Reimbursement from USTIF, Cost Recovery Reimbursements/Settlements); Total Funds Available; Disbursements (Environmental Protection); Total Disbursements; Cash Balance, Ending.

Substance Abuse Education and Demand Reduction Fund

This fund was created by Act 198 of 2002 and amended by Act 36 of 2006. The purpose of the fund is to provide research-based approaches to prevention, intervention, training, treatment, and education services to reduce substance abuse and to offer statewide programs to assist families in accessing those services. The fund also provides for statewide programs to educate employers, unions, and employees about the dangers of substance abuse in the workplace and provide comprehensive drug-free workplace programs and technical resources for businesses.

Revenue to the fund consists of assessments on individuals convicted, adjudicated delinquent or granted accelerated rehabilitative disposition, and also those individuals who plead guilty or nolo contendere to either a violation of the Controlled Substance, Drug, Device and Cosmetic Act or a violation relating to driving under the influence of alcohol or controlled substance. The Community Drug Program, within the Office of Attorney General, is to receive 10 percent of the grant monies available for annual award through the Pennsylvania Commission on Crime and Delinquency.

Statement of Cash Receipts and Disbursements

(Dollar Amounts in Thousands)

	<u>2022-23</u> Actual	<u>2023-24</u> Available	<u>2024-25</u> Estimated
Cash Balance, Beginning	\$ 9,728	\$ 10,258	\$ 7,135
Receipts:			
Assessments	\$ 2,469	\$ 2,450	\$ 2,560
Interest	321	425	289
Total Receipts	<u>2,790</u>	<u>2,875</u>	<u>2,849</u>
Total Funds Available	\$ 12,518	\$ 13,133	\$ 9,984
Disbursements:			
Commission on Crime and Delinquency	\$ 2,260	\$ 5,998	\$ 4,800
Total Disbursements	<u>(2,260)</u>	<u>(5,998)</u>	<u>(4,800)</u>
Cash Balance, Ending	\$ 10,258	\$ 7,135	\$ 5,184

Surface Mining Conservation and Reclamation Fund

This fund was created in 1945 to finance reclamation projects on land scarred by surface mining. Projects include recontouring, terracing, and planting of trees, shrubs, and grasses. Revenues are provided by charging surface mining operators for licenses and permits and by fining them for failure to apply for the licenses and permits as well as by forfeiture of collateral bonds, cash, or securities for failure to comply with an approved reclamation plan. 5 percent of the fines and penalties collected in one fiscal year is transferred to the Environmental Education Fund in the subsequent fiscal year. The remaining 95 percent, up to a maximum of \$500,000, is transferred to the Reclamation Fee O & M Trust Account. Act 95 of 2012 required sum-certain guarantees to cover stage III reclamation liability under a permittee's reclamation bond, to the extent funds are available. Act 34 of 2023 authorized a transfer of personal income tax to the fund.

Statement of Cash Receipts and Disbursements

(Dollar Amounts in Thousands)

	2022-23 Actual	2023-24 Available	2024-25 Estimated
Restricted Cash Balance, Beginning	\$ 61,487	\$ 63,292	\$ 67,273
Forestering and Reclamation Programs:			
Receipts	2,515	4,864	3,558
Disbursements - Environmental Protection	(710)	(883)	(756)
Restricted Cash Balance, Ending	\$ 63,292	\$ 67,273	\$ 70,075
 Unrestricted Cash Balance, Beginning	 \$ 8,079	 \$ 7,046	 \$ 7,183
Receipts:			
Licenses and Fees.....	\$ 201	\$ 208	\$ 300
Fines and Penalties	403	263	200
Transfer of Personal Income Tax.....	-	4,000	-
Transfer to Environmental Education Fund	(9)	(20)	(13)
Reclamation Fee O & M Trust Account	(178)	(383)	(250)
Interest	2,256	2,656	3,495
Restricted Interest Transfer	(1,561)	(1,949)	(1,755)
Other	322	499	411
Total Receipts	1,434	5,274	2,388
Total Funds Available	\$ 9,513	\$ 12,320	\$ 9,571
Disbursements:			
Environmental Protection.....	\$ 2,467	\$ 5,137	\$ 4,988
Total Disbursements	(2,467)	(5,137)	(4,988)
Unrestricted Cash Balance, Ending	\$ 7,046	\$ 7,183	\$ 4,583
 Total Cash Balance, Beginning	 \$ 69,566	 \$ 70,338	 \$ 74,456
Receipts.....	3,949	10,138	5,946
Disbursements	(3,177)	(6,020)	(5,744)
Total Cash Balance, Ending	\$ 70,338	\$ 74,456	\$ 74,658

Tobacco Settlement Fund

The Tobacco Settlement Fund (TSF) is a special revenue fund comprised of monies from all tobacco settlements under the Tobacco Master Settlement Agreement (MSA). Act 77 of 2001 created the TSF to receive the revenues from the Master Settlement Agreement that was reached with the five major tobacco companies on December 17, 1999. The TSF was established to provide funding for health care insurance for the uninsured, home and community-based services for seniors, tobacco use prevention and cessation, broad-based health research, medical care for workers with disabilities, hospital uncompensated care, and an endowment component to preserve a portion of the receipts for future use. Since 2005-06, a portion of the tobacco revenue has been used to offset the escalating cost of long-term care services for persons with disabilities and older Pennsylvanians.

This budget proposes to continue the 2023-24 allocations for the MSA funds anticipated to be received in April 2024 as follows: 4.5 percent for tobacco use prevention and cessation activities, 13.6 percent for health and related research, 8.18 percent for uncompensated care, 30 percent for Medicaid benefits for workers with disabilities, and 43.72 percent for health-related purposes.

Statement of Cash Receipts and Disbursements

(Dollar Amounts in Thousands)

	<u>2022-23</u> Actual	<u>2023-24</u> Available	<u>2024-25</u> Estimated
Cash Balance, Beginning	\$ 130,403	\$ 150,477	\$ 15,417
Receipts:			
Gross Settlements	\$ 355,121	\$ 360,222	\$ 333,135
Tobacco Revenue Bond Debt Service	(115,338)	(115,338)	(115,336)
Transfer of Cigarette Tax	115,338	115,338	115,336
Federal Receipts	188,512	201,454	154,827
Interest	4,967	8,804	740
Other	3	1	-
Total Receipts	548,603	570,481	488,702
Total Funds Available	\$ 679,006	\$ 720,958	\$ 504,119
Disbursements:			
Community and Economic Development:			
Life Sciences Greenhouses	\$ 2,251	\$ 4,064	\$ 3,000
Health:			
Tobacco Use Prevention and Cessation (EA)	16,432	24,379	14,991
Health Research - Health Priorities (EA)	10,762	142,857	41,975
Health Research - National Cancer Institute (EA)	143	11,528	3,331
Human Services:			
Medical Care for Workers with Disabilities (EA)	121,196	108,230	99,941
(F)Medical Assistance - Workers with Disabilities (EA)	130,903	129,447	121,400
(F)COVID-Medical Assistance - Workers with Disabilities (EA)	14,991	2,441	-
Uncompensated Care (EA)	29,783	58,540	27,250
(F)Medical Assistance - Uncompensated Care (EA)	38,113	67,879	33,427
(F)COVID-Medical Assistance - Uncompensated Care (EA)	4,488	1,687	-
Medical Assistance - Community HealthChoices	159,467	154,489	142,647
Total Disbursements	(528,529)	(705,541)	(487,962)
Cash Balance, Ending	\$ 150,477	\$ 15,417	\$ 16,157

Treasury Initiative Support Fund

The Treasury Initiative Support Fund was created in 2009 to account for funding received in support of Treasury initiatives and to track spending as required by the various funding agreements. Treasury established the Keystone Home Energy Loan Program (HELP) in 2006 to offer affordable energy efficiency financing options to homeowners. These consumer loans are bundled and purchased as an investment into a Treasury investment pool. This program received funding to administer components of the Alternate Energy Investment Act of July 9, 2008, Special Session 1. It has also received funding to support the HELP loans, including funds for a geothermal energy component. Support received to assist a Micro Lending investment program is also included in this fund. In addition, Treasury has received independent foundation grants to develop a nationwide market to support the sale of energy efficiency loans and to make investments that promote energy efficiency improvements on college and university campuses in Pennsylvania.

Statement of Cash Receipts and Disbursements

(Dollar Amounts in Thousands)

	<u>2022-23</u> Actual	<u>2023-24</u> Available	<u>2024-25</u> Estimated
Cash Balance, Beginning	\$ 11,004	\$ 12,035	\$ 12,894
Receipts:			
Program Funding	\$ 2,623	\$ 2,520	\$ 2,302
Interest	18	24	21
Total Receipts	<u>2,641</u>	<u>2,544</u>	<u>2,323</u>
Total Funds Available	\$ 13,645	\$ 14,579	\$ 15,217
Disbursements:			
Treasury	\$ 1,610	\$ 1,685	\$ 1,700
Total Disbursements	<u>(1,610)</u>	<u>(1,685)</u>	<u>(1,700)</u>
Cash Balance, Ending	\$ 12,035	\$ 12,894	\$ 13,517

Tuition Account Guaranteed Savings Program Fund

Act 11 of 1992, amended by Act 58 of 2000, provided for the establishment of two programs for postsecondary educational savings. Both programs are administered by the Tuition Account Programs Bureau within the Treasury Department with oversight by the Tuition Account Programs (TAP) Advisory Board. This fund offers a guaranteed rate of return tied to tuition inflation. Revenue is derived primarily from application fees, Tuition Account Guaranteed Savings Program contracts, and investment income. Fund expenditures consist mainly of payments to educational institutions for tuition and administrative costs.

The ending fund balance shown in the statement includes substantial investment assets. The net investment adjustment receipt item is included to reflect the carrying value of long-term investments as of June 30.

Statement of Cash Receipts and Disbursements

(Dollar Amounts in Thousands)

	2022-23 Actual	2023-24 Available	2024-25 Estimated
Cash Balance, Beginning	\$ 2,130,688	\$ 2,886,288	\$ 2,845,754
Receipts:			
Application Fees	\$ 2,418	\$ 2,219	\$ 2,600
Tuition Unit Purchases	209,845	225,664	217,967
Investment Earnings	1,858	92	87
Net Investment Adjustment	799,823	-	-
Total Receipts	<u>1,013,944</u>	<u>227,974</u>	<u>220,654</u>
Total Funds Available	\$ 3,144,632	\$ 3,114,262	\$ 3,066,408
Disbursements:			
Treasury:			
Administration	\$ 6,054	\$ 5,558	\$ 5,939
Tuition Payments	252,290	262,950	254,321
Total Disbursements	<u>(258,344)</u>	<u>(268,508)</u>	<u>(260,260)</u>
Cash Balance, Ending	\$ 2,886,288	\$ 2,845,754	\$ 2,806,148

Tuition Account Investment Program Fund

Act 11 of 1992, amended by Act 58 of 2000, provided for the establishment of two programs for postsecondary educational savings. Both programs are administered by the Tuition Account Programs Bureau within the Treasury Department with oversight by the Tuition Account Programs Advisory Board. The Tuition Account Investment Program, launched in July 2002, provides market-based investment returns and offers participants several investment options based on age, investment risk or socially responsible investments comprising a mix of equity and fixed income portfolios. Fund revenue is derived primarily from Tuition Account Investment Program contracts and investment income. Fund expenditures consist mainly of redemption of program contracts.

Statement of Cash Receipts and Disbursements

(Dollar Amounts in Thousands)

	2022-23 Actual	2023-24 Available	2024-25 Estimated
Cash Balance, Beginning	\$ 4,077,141	\$ 4,629,109	\$ 4,749,394
Receipts:			
Tuition Investment Purchases	\$ 512,897	\$ 462,890	\$ 499,718
Net Investment Adjustment	396,983	-	-
Total Receipts	<u>909,880</u>	<u>462,890</u>	<u>499,718</u>
Total Funds Available	\$ 4,987,021	\$ 5,091,999	\$ 5,249,112
Disbursements:			
Treasury	\$ 357,912	\$ 342,605	\$ 302,885
Total Disbursements	<u>(357,912)</u>	<u>(342,605)</u>	<u>(302,885)</u>
Cash Balance, Ending	\$ 4,629,109	\$ 4,749,394	\$ 4,946,227

UC-FEMA ONA / Lost Wages Fund

The UC-FEMA ONA / Lost Wages Fund was established by administrative decision to account for funding received pursuant to FEMA-DR-4506-PA, which provided for the UC FEMA Other Needs Assistance for lost wages. This program enabled the Commonwealth to provide \$300 weekly supplemental payments to individuals unemployed due to the 2019 novel coronavirus pandemic (COVID-19).

Statement of Cash Receipts and Disbursements

(Dollar Amounts in Thousands)

	2022-23 Actual	2023-24 Available	2024-25 Estimated
Cash Balance, Beginning	\$ 572	\$ 74	\$ -
Receipts:			
Federal Receipts	\$ -	\$ 312	\$ -
Federal Receipts - Refund	(485)	-	-
Interest	14	8	-
Interest Transfer to General Fund	-	(77)	-
Total Receipts	<u>(471)</u>	<u>243</u>	<u>-</u>
Total Funds Available	<u>\$ 101</u>	<u>\$ 317</u>	<u>\$ -</u>
Disbursements:			
Labor and Industry:			
Claims	\$ 27	\$ -	\$ -
Administration	-	317	-
Total Disbursements	<u>(27)</u>	<u>(317)</u>	<u>-</u>
Cash Balance, Ending	<u>\$ 74</u>	<u>\$ -</u>	<u>\$ -</u>

Unconventional Gas Well Fund

This fund was created by Act 13 of 2012 to provide for the collection and distribution of unconventional gas well impact fees. As custodian of the Unconventional Gas Well Fund, the PA Public Utility Commission has the fiduciary responsibility to monitor and report on the receipts and disbursements of other agencies that utilize the fund. The fee revenue is used by Commonwealth agencies for monitoring and oversight of unconventional gas wells, emergency responder training, and for rail freight assistance projects. Distributions are made to county conservation districts, host counties and municipalities, and to local municipalities. Receipts deposited into the Unconventional Gas Well Fund are derived from an impact fee assessed to drillers of natural gas wells in the Marcellus Shale regions of the Commonwealth. The fee is assessed per gas well and may be adjusted based on the number of wells and changes in the Consumer Price Index for all urban consumers in the Pennsylvania, New Jersey, Delaware, and Maryland area.

Statement of Cash Receipts and Disbursements

(Dollar Amounts in Thousands)

	2022-23 Actual	2023-24 Available	2024-25 Estimated
Cash Balance, Beginning	\$ 21,149	\$ 23,172	\$ 11,053
Receipts:			
Impact Fee Revenues	\$ 279,734	\$ 182,185	\$ 172,008
Interest	2,892	2,194	265
Total Receipts	282,626	184,379	172,273
Total Funds Available	\$ 303,775	\$ 207,551	\$ 183,326
Disbursements:			
Public Utility Commission	\$ 155,419	\$ 101,652	\$ 91,918
Emergency Management	1,337	6,822	1,500
Fish and Boat Commission	1,055	2,298	1,000
Transportation	1,122	5,096	1,000
Transfer to Conservation District Fund	4,638	4,782	4,935
Transfer to Well Plugging Account	6,000	6,000	6,000
Transfer to Marcellus Legacy Fund	103,642	64,848	60,655
Transfer to Housing Affordability and Rehabilitation Enhancement Fund	7,390	5,000	5,000
Total Disbursements	(280,603)	(196,498)	(172,008)
Cash Balance, Ending	\$ 23,172	\$ 11,053	\$ 11,318

Underground Storage Tank Indemnification Fund

The Storage Tank and Spill Prevention Act, Act 32 of 1989, as amended, established the Underground Storage Tank Indemnification Fund to administer a program to provide claim payments to owners and operators of underground storage tanks who incur liability for taking corrective action or for bodily injury or property damage caused by a release from underground storage tanks. Expenses for administration of the fund are also covered. The fund is administered by the Insurance Department in conjunction with a nine-member Underground Storage Tank Indemnification Board.

Act 13 of 1998 established a new loan program to assist owners of regulated underground storage tanks to upgrade their underground storage tank systems to meet federal Environmental Protection Agency upgrade requirements or to remove them from service. Act 100 of 2000 expanded the upgrade loan program to include the removal of underground storage tanks. The act also established an environmental cleanup program and a pollution prevention program that are administered by the Department of Environmental Protection. Act 61 of 2017 increased the reimbursement to the Storage Tank Fund from \$3,000,000 to \$7,000,000, annually. Act 34 of 2022 extended authority for the Underground Storage Tank Environmental Cleanup Program and the Underground Storage Tank Pollution Prevention Program until December 31, 2027.

Statement of Cash Receipts and Disbursements

(Dollar Amounts in Thousands)

	2022-23 Actual	2023-24 Available	2024-25 Estimated
Cash Balance, Beginning	\$ 372,320	\$ 405,623	\$ 398,082
Receipts:			
Gallon Fee	\$ 48,778	\$ 48,131	\$ 48,131
Tank Capacity Fee	5,638	5,770	5,770
Interest	480	395	388
Net Investment Adjustment	22,903	-	-
Other	313	350	350
Total Receipts	<u>78,112</u>	<u>54,646</u>	<u>54,639</u>
Total Funds Available	\$ 450,432	\$ 460,269	\$ 452,721
Disbursements:			
Environmental Protection	\$ 1,855	\$ 5,506	\$ 4,327
Insurance:			
Administration	13,472	16,685	17,661
Claims	29,482	39,996	38,000
Total Disbursements	<u>(44,809)</u>	<u>(62,187)</u>	<u>(59,988)</u>
Cash Balance, Ending	\$ 405,623	\$ 398,082	\$ 392,733

Unemployment Compensation Benefit Payment Fund

Employers' and employees' contributions under the Unemployment Compensation Law are credited to the Commonwealth's account in the federal Unemployment Trust Fund (UTF). Requisitions of money from the UTF for the payment of unemployment compensation benefits to eligible individuals are the revenue for the Unemployment Compensation Benefit Payment Fund. Available Year estimates include continued unemployment assistance provided through the Continued Assistance for Unemployed Workers Act of 2020.

Statement of Cash Receipts and Disbursements

(Dollar Amounts in Thousands)

	2022-23 Actual	2023-24 Available	2024-25 Estimated
Cash Balance, Beginning	\$ 1,863	\$ 447,688	\$ -
Receipts:			
Regular Unemployment Compensation Program	\$ 1,394,972	\$ 1,721,000	\$ 1,875,000
COVID Unemployment Compensation Benefits	66,698	(400,000)	10,000
Extended / Other Benefits	12,932	12,000	-
Total Receipts	<u>1,474,602</u>	<u>1,333,000</u>	<u>1,885,000</u>
Total Funds Available	\$ 1,476,465	\$ 1,780,688	\$ 1,885,000
Disbursements:			
Labor and Industry	\$ 1,028,777	\$ 1,780,688	\$ 1,885,000
Total Disbursements	<u>(1,028,777)</u>	<u>(1,780,688)</u>	<u>(1,885,000)</u>
Cash Balance, Ending	\$ 447,688	\$ -	\$ -

Unemployment Compensation Contribution Fund

This fund was created to hold monies collected from employers under the Unemployment Compensation Law and, except for refunds of collections, transfers to the Special Administration Fund, Service and Infrastructure Improvement Fund, and Reemployment Fund are transferred to the United States Treasury for credit to the Commonwealth's account in the federal Unemployment Trust Fund established under Section 904 of the Social Security Act.

This budget reflects the need for annual authorizations of the Service and Infrastructure Improvement Fund for administration of the Unemployment Compensation system. Additionally, the budget proposes to reauthorize and increase the allocation to the Reemployment Fund.

Statement of Cash Receipts and Disbursements

(Dollar Amounts in Thousands)

	2022-23 Actual	2023-24 Available	2024-25 Estimated
Cash Balance, Beginning	\$ 83,534	\$ 70,563	\$ -
Receipts:			
Contributions of Employers and Employees	\$ 2,343,449	\$ 2,390,000	\$ 2,274,000
Transfer from Special Administration Fund	-	6,376	-
Other	15,780	131,868	154,105
Total Receipts	2,359,229	2,528,244	2,428,105
Total Funds Available	\$ 2,442,763	\$ 2,598,807	\$ 2,428,105
Disbursements:			
Labor and Industry:			
UC Contributions	\$ 2,347,484	\$ 2,466,951	\$ 2,274,000
Reemployment Services	8,911	23,600	15,000
Service and Infrastructure Improvement	15,805	108,256	139,105
Total Disbursements	(2,372,200)	(2,598,807)	(2,428,105)
Cash Balance, Ending	\$ 70,563	\$ -	\$ -

Unemployment Compensation Debt Service Fund

This fund was created in accordance with the Unemployment Compensation Law. The fund is administered by the Department of Labor and Industry and was originally used for the collection and repayment of interest on loans from the federal government to the Commonwealth's account in the Unemployment Trust Fund (UTF).

Act 60 of 2012, the Commonwealth's UC Reform Legislation, allowed for the issuance of bonds to repay the state's Unemployment Compensation debt to the federal government. The name of the fund was changed to the Debt Service Fund and its purpose was expanded to process payments for bond obligations and administrative expenses, payment of annual interest on federal loans, workforce investment and infrastructure improvements, and once debt levels are reduced to established thresholds, payment or transfer to the Unemployment Compensation Trust Fund for payment of unemployment compensation to individuals.

Statement of Cash Receipts and Disbursements

(Dollar Amounts in Thousands)

	<u>2022-23</u> Actual	<u>2023-24</u> Available	<u>2024-25</u> Estimated
Cash Balance, Beginning	\$ 161,039	\$ 152,845	\$ 153,307
Receipts:			
Contributions from Employers	\$ 654	\$ 500	\$ -
Total Receipts	<u>654</u>	<u>500</u>	<u>-</u>
Total Funds Available	\$ 161,693	\$ 153,345	\$ 153,307
Disbursements:			
Labor and Industry	\$ 8,848	\$ 38	\$ -
Total Disbursements	<u>(8,848)</u>	<u>(38)</u>	<u>-</u>
Cash Balance, Ending	\$ 152,845	\$ 153,307	\$ 153,307

Uninsured Employers Guaranty Fund

This fund was created by Act 147 of 2006, amending the Pennsylvania Workers' Compensation Act. The purpose of this fund is to pay claimants or their dependents benefits when the liable employer failed to insure or self-insure. Funding is from assessments on insurers and self-insured employees. Act 132 of 2018 increased assessment revenues from 0.1 percent to 0.25 percent of the total compensation paid by all insurers or self-insured employers during the previous calendar year. Projected expenditures are dependent upon claim volume, the merits of such claims, and associated claims costs.

Statement of Cash Receipts and Disbursements

(Dollar Amounts in Thousands)

	2022-23 Actual	2023-24 Available	2024-25 Estimated
Cash Balance, Beginning	\$ 2,710	\$ 3,342	\$ 3,156
Receipts:			
Assessments/Self-Insurer's Security	\$ 6,633	\$ 6,650	\$ 6,500
Interest	139	189	139
Other	963	975	975
Total Receipts	7,735	7,814	7,614
Total Funds Available	\$ 10,445	\$ 11,156	\$ 10,770
Disbursements:			
Labor and Industry	\$ 7,103	\$ 8,000	\$ 8,000
Total Disbursements	(7,103)	(8,000)	(8,000)
Cash Balance, Ending	\$ 3,342	\$ 3,156	\$ 2,770

Veterans Trust Fund

The Veterans Trust Fund was established by Act 87 of 2012. The fund is administered by the Department of Military and Veterans Affairs and consists of proceeds paid by the Department of Transportation relating to special plates for veterans and \$5 checkoffs on driver's license and motor vehicle registration applications, as well as grants, gifts, donations, and other payments from an individual or governmental entity. The purpose of this fund is to provide grants for programs or projects supporting Pennsylvania veterans and their families.

Statement of Cash Receipts and Disbursements

(Dollar Amounts in Thousands)

	2022-23 Actual	2023-24 Available	2024-25 Estimated
Cash Balance, Beginning	\$ 2,962	\$ 1,604	\$ 1,253
Receipts:			
Contributions - Plates, Driver's License, and Registration	\$ 1,147	\$ 1,050	\$ 1,100
Interest	77	93	54
Other	237	36	100
Total Receipts	<u>1,461</u>	<u>1,179</u>	<u>1,254</u>
Total Funds Available	\$ 4,423	\$ 2,783	\$ 2,507
Disbursements:			
Military and Veterans Affairs:			
Grants and Assistance	\$ 2,819	\$ 1,530	\$ 1,455
Total Disbursements	<u>(2,819)</u>	<u>(1,530)</u>	<u>(1,455)</u>
Cash Balance, Ending	\$ 1,604	\$ 1,253	\$ 1,052

Video Gaming Fund

Act 42 of 2017 established the Video Gaming Fund to receive all license fees provided for in the act and 42 percent of the gross terminal revenue (GTR) generated by licensed gaming facilities. These monies are to be distributed annually to various programs as set forth in the act with the remainder being transferred to the General Fund. Also, all licensed gaming terminal operators deposit an additional 10 percent of GTR into the fund for local share distributions where the gaming terminals are located.

Statement of Cash Receipts and Disbursements

(Dollar Amounts in Thousands)

	<u>2022-23</u> Actual	<u>2023-24</u> Available	<u>2024-25</u> Estimated
Cash Balance, Beginning	\$ 8,665	\$ 2,088	\$ 850
Receipts:			
State Tax Revenue	\$ 17,671	\$ 19,100	\$ 20,500
Transfer to Compulsive and Problem Gambling Treatment Fund	(84)	(88)	(96)
Licensee Deposit Accts.	926	880	958
Local Share Assessment	4,207	4,400	4,790
Testing and Certification Fees	3	50	50
Interest	501	337	22
Total Receipts	23,224	24,679	26,224
Total Funds Available	\$ 31,889	\$ 26,767	\$ 27,074
Disbursements:			
Local Share Assessment Distribution:			
Revenue	\$ 11,133	\$ 5,278	\$ 4,790
Testing and Certification:			
Gaming Control Board	-	50	50
Administrative Appropriations:			
Gaming Control Board	436	518	475
Revenue	145	722	683
Transfer to General Fund	18,087	19,349	20,426
Total Disbursements	(29,801)	(25,917)	(26,424)
Cash Balance, Ending	\$ 2,088 ^a	\$ 850 ^a	\$ 650 ^a

^a Balance reflects restricted funds for regulation, administration, or local distribution.

Vocational Rehabilitation Fund

This fund, administered by the State Board of Vocational Rehabilitation in the Department of Labor and Industry, was created to provide vocational rehabilitation services to any person who has a disability, mental or physical, which constitutes a handicap to employment or to achieve independent living status. Services can be provided directly or through a purchase of service arrangement. Receipts for this fund come from federal vocational rehabilitation funds, transfer of General Fund appropriations for matching the federal funds, interest earned, and local match.

Statement of Cash Receipts and Disbursements

(Dollar Amounts in Thousands)

	<u>2022-23</u> Actual	<u>2023-24</u> Available	<u>2024-25</u> Estimated
Cash Balance, Beginning	\$ 20,652	\$ 31,108	\$ 24,518
Receipts:			
Transfer from General Fund.....	\$ 47,942	\$ 47,942	\$ 48,718
Federal Vocational Rehabilitation Funds.....	159,541	244,894	188,228
Interest	1,714	2,295	1,177
Other	24	3	-
Total Receipts	<u>209,221</u>	<u>295,134</u>	<u>238,123</u>
Total Funds Available	\$ 229,873	\$ 326,242	\$ 262,641
Disbursements:			
Labor and Industry.....	\$ 198,765	\$ 301,724	\$ 236,946
Total Disbursements	<u>(198,765)</u>	<u>(301,724)</u>	<u>(236,946)</u>
Cash Balance, Ending.....	\$ 31,108	\$ 24,518	\$ 25,695

Water and Sewer Systems Assistance Bond Fund

Act 64 of 2008, the Water and Sewer Systems Assistance Act, and Act 50 of 2009 authorized a \$400 million bond issue, which was approved by referendum, to provide grants and loans to municipalities and public utilities for the acquisition, repair, construction, reconstruction, rehabilitation, extension, expansion, and improvement of water supply and sewage treatment systems as well as the purchase or trading of nutrient credits.

Statement of Cash Receipts and Disbursements

(Dollar Amounts in Thousands)

	<u>2022-23</u> Actual	<u>2023-24</u> Available	<u>2024-25</u> Estimated
Cash Balance, Beginning	\$ 9,050	\$ 4,514	\$ -
Receipts:			
Transfer to Water and Sewer Systems Assistance Sinking Fund	\$ -	\$ (449)	\$ -
Interest	197	240	-
Total Receipts	<u>197</u>	<u>(209)</u>	<u>-</u>
Total Funds Available	<u>\$ 9,247</u>	<u>\$ 4,305</u>	<u>\$ -</u>
Disbursements:			
Infrastructure Investment Authority	\$ 4,733	\$ 4,305	\$ -
Total Disbursements	<u>(4,733)</u>	<u>(4,305)</u>	<u>-</u>
Cash Balance, Ending	<u>\$ 4,514</u>	<u>\$ -</u>	<u>\$ -</u>

Water and Sewer Systems Assistance Bond Sinking Fund

This fund was established to redeem or pay interest on bonds issued for the Water and Sewer Systems Assistance program. The annual appropriation from the General Fund for general obligation debt service provides revenues to the fund.

Statement of Cash Receipts and Disbursements

(Dollar Amounts in Thousands)

	2022-23 Actual	2023-24 Available	2024-25 Estimated
Cash Balance, Beginning	\$ 529	\$ 4	\$ -
Receipts:			
Transfer from General Fund.....	\$ 3,227	\$ 2,700	\$ 2,543
Interest	13	-	-
Total Receipts	<u>3,240</u>	<u>2,700</u>	<u>2,543</u>
Total Funds Available	<u>\$ 3,769</u>	<u>\$ 2,704</u>	<u>\$ 2,543</u>
Disbursements:			
Treasury	\$ 3,765	\$ 2,704	\$ 2,543
Total Disbursements	<u>(3,765)</u>	<u>(2,704)</u>	<u>(2,543)</u>
Cash Balance, Ending	<u>\$ 4</u>	<u>\$ -</u>	<u>\$ -</u>

Water Supply and Wastewater Treatment Fund

Act 218 of 2004 established the Water Supply and Wastewater Infrastructure Capitalization Program. Funding for the program is generated from the \$250 million bond issue approved by the electorate in April of 2004. Funds are allocated to the Commonwealth Financing Authority and the Infrastructure Investment Authority (PENNVEST) to be used for grants and loans for new and existing water supply and wastewater system projects in the Commonwealth.

Statement of Cash Receipts and Disbursements

(Dollar Amounts in Thousands)

	2022-23 Actual	2023-24 Available	2024-25 Estimated
Cash Balance, Beginning	\$ 19,403	\$ 20,077	\$ 11,742
Receipts:			
Accumulated Interest Transfer for Debt Service	\$ -	\$ -	\$ (11,742)
Interest	674	1,065	-
Total Receipts	674	1,065	(11,742)
Total Funds Available	\$ 20,077	\$ 21,142	\$ -
Disbursements:			
Community and Economic Development	\$ -	\$ 9,400	\$ -
Total Disbursements	-	(9,400)	-
Cash Balance, Ending	\$ 20,077	\$ 11,742	\$ -

Water Supply and Wastewater Treatment Sinking Fund

Monies in this fund are used to redeem or pay interest on bonds issued for the Water Supply and Wastewater Treatment Program. The annual appropriation from the General Fund for general obligation debt service provides revenues to the fund.

Statement of Cash Receipts and Disbursements

(Dollar Amounts in Thousands)

	2022-23 Actual	2023-24 Available	2024-25 Estimated
Cash Balance, Beginning	\$ -	\$ -	\$ -
Receipts:			
Transfer from General Fund.....	\$ 2,682	\$ 2,678	\$ 2,679
Total Receipts	<u>2,682</u>	<u>2,678</u>	<u>2,679</u>
Total Funds Available	<u>\$ 2,682</u>	<u>\$ 2,678</u>	<u>\$ 2,679</u>
Disbursements:			
Treasury	\$ 2,682	\$ 2,678	\$ 2,679
Total Disbursements	<u>(2,682)</u>	<u>(2,678)</u>	<u>(2,679)</u>
Cash Balance, Ending	<u>\$ -</u>	<u>\$ -</u>	<u>\$ -</u>

Wild Resource Conservation Fund

This fund was created by Act 170 of 1982. Revenue is derived primarily from tax refund check-offs and voluntary contributions. The fund collects information relating to population, distribution, habitat needs, limiting factors, and other biological and ecological data to classify plants and to determine necessary management measures. These management measures include promotion of a statewide system of private wild plant sanctuaries; permitting of removal, collection or transplanting of endangered or threatened plant species; and regulation of the digging, harvesting, sale, and exploitation of designated species.

Statement of Cash Receipts and Disbursements

(Dollar Amounts in Thousands)

	2022-23 Actual	2023-24 Available	2024-25 Estimated
Cash Balance, Beginning	\$ 389	\$ 445	\$ 340
Receipts:			
Tax Check-Offs.....	\$ 36	\$ 30	\$ 30
License Plate Sales	12	10	10
Interest	13	24	14
Other	1	2	2
Total Receipts	<u>62</u>	<u>66</u>	<u>56</u>
Total Funds Available	\$ 451	\$ 511	\$ 396
Disbursements:			
Conservation and Natural Resources	\$ 6	\$ 171	\$ 132
Total Disbursements	<u>(6)</u>	<u>(171)</u>	<u>(132)</u>
Cash Balance, Ending	\$ 445	\$ 340	\$ 264

Workers' Compensation Administration Fund

This fund was created by Act 2 of 1976 to finance the expenses of the Department of Labor and Industry in administering the Pennsylvania Workers' Compensation Act and the Pennsylvania Occupational Disease Act. Act 44 of 1993 and Act 57 of 1996 amended the Workers' Compensation Act, expanding the administrative responsibilities of the department. The fund is supported by annual assessments on insurers and self-insurers under the act. These administrative funds are approved by the legislature for expenditure through the appropriation process. Administrative funds are also provided to the Office of the Small Business Advocate through the Department of Community and Economic Development to represent the interests of the employers in workers' compensation rate filings before the Insurance Department.

Statement of Cash Receipts and Disbursements

(Dollar Amounts in Thousands)

	<u>2022-23</u> Actual	<u>2023-24</u> Available	<u>2024-25</u> Estimated
Restricted Cash Balance, Beginning	\$ 1,274	\$ 1,372	\$ 1,300
Small Business Advocate:			
Receipts	348	550	550
Disbursements - Community and Economic Development.....	(250)	(622)	(550)
Restricted Cash Balance, Ending	<u>\$ 1,372</u>	<u>\$ 1,300</u>	<u>\$ 1,300</u>
Unrestricted Cash Balance, Beginning	\$ 87,615	\$ 102,501	\$ 84,928
Receipts:			
Assessments	\$ 72,849	\$ 68,600	\$ 86,300
Fines and Penalties	(10)	5	6
Net Investment Adjustment.....	11,640	-	-
Other	378	400	500
Total Receipts	<u>84,857</u>	<u>69,005</u>	<u>86,806</u>
Total Funds Available	<u>\$ 172,472</u>	<u>\$ 171,506</u>	<u>\$ 171,734</u>
Disbursements:			
Labor and Industry.....	\$ 69,971	\$ 86,578	\$ 87,602
Total Disbursements	<u>(69,971)</u>	<u>(86,578)</u>	<u>(87,602)</u>
Unrestricted Cash Balance, Ending	<u>\$ 102,501</u>	<u>\$ 84,928</u>	<u>\$ 84,132</u>
Total Cash Balance, Beginning	\$ 88,889	\$ 103,873	\$ 86,228
Receipts.....	85,206	69,555	87,356
Disbursements.....	(70,221)	(87,200)	(88,152)
Total Cash Balance, Ending	<u>\$ 103,873</u>	<u>\$ 86,228</u>	<u>\$ 85,432</u>

Workers' Compensation Security Fund

The purpose of this fund is payment of valid claims for compensation provided by the Workers' Compensation Act to individuals who are insured by an insolvent stock company. Expenses for administration of the fund are also covered.

Through June 30, 2000, payments equal to 1 percent of the net written premiums received for workers' compensation insurance policies written in the Commonwealth by stock companies, mutual carriers, and reciprocal exchanges during the preceding annual reporting period were credited to the fund. Such payments were required only if the balance less known liabilities of the fund was determined to be less than 5 percent of the loss reserves of all such companies for payments of benefits under the Workers' Compensation Act.

Act 49 of 2000 removed the statutory annual assessment procedures in conjunction with giving prudent person investment authority to the Insurance Commissioner jointly with the State Treasurer for the investment of monies in the fund. This change was expected to generate increased earnings to the fund, thereby reducing the frequency of the assessment. The act requires the Insurance Department to manage the fund to maintain its actuarial soundness and a minimum balance of \$500 million as of December 31 of any given year. If the fund balance falls below \$500 million by calendar year end, the department will assess contributions to restore the balance in the fund in a timely manner.

Act 1A of 2022 authorized repayment of the General Fund loan.

This budget proposes a one-time transfer from Workers' Compensation Security Fund to the Reinsurance Fund to provide stable and predictable funding for the Reinsurance Program operated by the Pennsylvania Insurance Department while allowing the funds from the Pennsylvania Health Insurance Exchange Fund to be used for a pilot Subsidy Wrap Program.

Statement of Cash Receipts and Disbursements

(Dollar Amounts in Thousands)

	2022-23 Actual	2023-24 Available	2024-25 Estimated
Cash Balance, Beginning	\$ 733,925	\$ 1,117,939	\$ 1,083,591
Receipts:			
Assessments and Receipts	\$ 4,845	\$ 4,845	\$ 4,845
General Fund Loan Repayment	350,000	-	-
Net Investment Adjustment	51,245	-	-
Interest	1,464	1,586	1,538
Other	16	6	6
Total Receipts	407,570	6,437	6,389
Total Funds Available	\$ 1,141,495	\$ 1,124,376	\$ 1,089,980
Disbursements:			
Insurance:			
Administration	\$ 6,221	\$ 9,707	\$ 9,072
Claims	17,335	31,078	29,000
Transfer to Reinsurance Fund	-	-	50,000
Reassessment Payments	-	-	24,000
Total Disbursements	(23,556)	(40,785)	(112,072)
Cash Balance, Ending	\$ 1,117,939	\$ 1,083,591	\$ 977,908

Workers' Compensation Supersedeas Fund

The purpose of this fund is to reimburse insurers for payments made by them to claimants under the Workers' Compensation Act who are later determined to be ineligible. The fund is maintained by annual assessments on insurers and self-insurers and is administered by the Department of Labor and Industry.

Statement of Cash Receipts and Disbursements

(Dollar Amounts in Thousands)

	2022-23 Actual	2023-24 Available	2024-25 Estimated
Cash Balance, Beginning	\$ 1,900	\$ 11,128	\$ 11,233
Receipts:			
Assessments	\$ 30,988	\$ 31,600	\$ 26,000
Interest	543	505	395
Total Receipts	31,531	32,105	26,395
Total Funds Available	\$ 33,431	\$ 43,233	\$ 37,628
Disbursements:			
Labor and Industry	\$ 22,303	\$ 32,000	\$ 32,000
Total Disbursements	(22,303)	(32,000)	(32,000)
Cash Balance, Ending	\$ 11,128	\$ 11,233	\$ 5,628

911 Fund

Title 35 Chapter 53, amended by Act 12 of 2015, the Public Safety Emergency Telephone Act, established the 911 Fund to support a statewide integrated 911 plan. The fund is used to collect and deposit a surcharge collected by Wireless, Prepaid Wireless, VoIP, and Wireline service providers monthly, the proceeds of which are remitted to the fund quarterly. Up to 2 percent of annual surcharge proceeds can be used by the agency for administrative costs with the remaining available balance being used for approved county grants.

Act 34 of 2023 extended the provisions of Title 35, Chapter 53 until 2029 and maintains the current \$1.65 surcharge for 911 services through February 29, 2024. Beginning March 1, 2024 and ending January 31, 2026, the 911 surcharge is increased to \$1.95. This budget proposes to extend the surcharge of \$1.95 until 2029.

Statement of Cash Receipts and Disbursements

(Dollar Amounts in Thousands)

	2022-23 Actual	2023-24 Available	2024-25 Estimated
Cash Balance, Beginning	\$ 95,249	\$ 95,159	\$ 80,350
Receipts:			
Assessments	\$ 321,604	\$ 333,635	\$ 394,295
Interest	3,792	5,740	3,857
Total Receipts	325,396	339,375	398,152
Total Funds Available	\$ 420,645	\$ 434,534	\$ 478,502
Disbursements:			
Emergency Management:			
Administration	\$ 4,806	\$ 7,206	\$ 8,026
Grants	320,680	346,978	386,269
Total Disbursements	(325,486)	(354,184)	(394,295)
Cash Balance, Ending	\$ 95,159	\$ 80,350	\$ 84,207



Commonwealth of Pennsylvania

Governor's Executive Budget

COMPLEMENT

This section provides a summary by department of authorized salaried complement on a full-time equivalent basis for the actual, available, and budget years. It also provides a brief description by agency and appropriation of the changes recommended in the budget.

**Authorized Salaried Complement by Agency
Full-Time Equivalent**

The following is a summary, by department, of the Commonwealth's authorized complement levels on a full-time equivalent basis.

<i>Department</i>	<i>2020-21 Actual</i>	<i>2021-22 Actual</i>	<i>2022-23 Actual</i>	<i>2023-24 Available</i>	<i>2024-25 Budget</i>
Governor's Office	72	72	88	98	98
Lieutenant Governor	18	18	8	8	8
Executive Offices	3,262	3,286	3,322	3,403	3,438
Commission on Crime and Delinquency..... ^a	118	125	149	149	155
Aging	90	90	98	102	106
Agriculture.....	600	616	646	665	675
Banking and Securities	218	218	218	218	218
Civil Service Commission.....	18	14	14	14	14
Community and Economic Development.....	303	324	357	378	406
Conservation and Natural Resources	1,324	1,329	1,382	1,409	1,447
Corrections	16,907	16,907	16,926	16,933	16,971
Drug and Alcohol Programs	93	102	102	106	109
Education.....	513	526	538	556	563
Emergency Management Agency	198	217	217	229	254
Environmental Hearing Board	12	12	12	12	12
Environmental Protection	2,513	2,516	2,744	2,774	2,845
Fish and Boat Commission	411	418	422	422	422
Game Commission.....	724	803	803	856	856
General Services	904	939	1,013	1,013	1,052
Health	1,244	1,478	1,560	1,577	1,549
Historical and Museum Commission	207	214	218	218	223
Human Services.....	16,079	16,080	16,094	16,124	15,273
Infrastructure Investment Authority.....	33	33	33	33	33
Insurance.....	258	266	279	283	291
Labor and Industry	4,570	4,670	5,161	5,161	5,173
Liquor Control Board.....	3,219	3,517	3,577	3,577	3,577
Military and Veterans Affairs	2,506	2,597	2,797	2,808	2,814
Milk Board.....	22	22	22	22	22
Municipal Employees' Retirement	42	50	50	50	50
Public School Employees' Retirement System	361	375	382	382	382
Public Utility Commission.....	526	526	526	526	526
Revenue	1,774	1,789	1,789	1,792	1,797
State	529	530	550	562	591
State Employees' Retirement System	215	236	238	240	240
State Police.....	6,460	6,472	6,507	6,607	6,616
Transportation.....	11,564	11,579	11,587	11,704	11,704
TOTAL ALL DEPARTMENTS	77,907	78,966	80,429	81,011	80,510

^a The Executive Offices - Commission on Crime and Delinquency is shown as a separate agency for budget presentation purposes only.

Summary of 2024-25 Complement Changes

The following is a detailed listing, by department, of the recommended authorized salaried complement changes (on a full-time equivalent basis) for 2024-25. It reflects proposed transfers, eliminations, and new positions.

Department / Fund / Appropriation	Increase/ Decrease	Comment on Complement Change
EXECUTIVE OFFICES		
General Fund:		
Office of Administration	8	NEW: For Digital Accessibility (2); For Artificial Intelligence (3); For support of recruitment and retention (1); For IT contracting support (2).
Commonwealth Office of Digital Experience.....	19	NEW: For CODE PA (16); For Enterprise Data Masking (3).
Office of State Inspector General	1	NEW: For legal support.
Office of General Counsel	2	NEW: For reduce reliance on external legal services.
Human Relations Commission	5	NEW: For protection of civil rights
DEPARTMENT TOTAL	<u>35</u>	
COMMISSION ON CRIME AND DELINQUENCY		
General Fund:		
Commission on Crime and Delinquency	6	NEW: For administration of Targeted School Safety Grants for Nonpublic Schools and School Entities (4); For Office of Gun Violence Prevention (2).
DEPARTMENT TOTAL	<u>6</u>	
AGING		
Federal Fund:		
Programs for the Aging-Title VII-Administration (F).....	4	TRANSFER: From Programs for the Aging-Title VII-Elder Rights Protection (F).
Programs for the Aging-Title VII-Elder Rights Protection (F)	(4)	TRANSFER: To Programs for the Aging-Title VII-Administration (F).
Federal Funds Total	<u>-</u>	
Lottery Fund:		
General Government Operations.....	4	NEW: For education and support for individuals in cognitive decline.
DEPARTMENT TOTAL	<u>4</u>	
AGRICULTURE		
General Fund:		
General Government Operations.....	7	NEW: For development and growth in dairy industry (1); For agricultural seed certification and trade assistance (5); For support to reduce food insecurity and increase access to healthy meals (1).
Agricultural Innovation Development	2	NEW: For implementation of a program to support and attract innovative agricultural businesses.
General Fund Total	<u>9</u>	
Restricted:		
Rapid Response Disaster Readiness (R)	1	NEW: For agricultural pest detection using canines.
DEPARTMENT TOTAL	<u>10</u>	

Summary of 2024-25 Complement Changes

Department / Fund / Appropriation	Increase/ Decrease	Comment on Complement Change
COMMUNITY AND ECONOMIC DEVELOPMENT		
General Fund:		
General Government Operations.....	25	NEW: To support economic development plan implementation.
Office of Open Records.....	3	NEW: To administer the Right-to-Know Law.
DEPARTMENT TOTAL	28	
CONSERVATION AND NATURAL RESOURCES		
General Fund:		
General Government Operations.....	5	NEW: For management and improvement of trails across the state forests and parks.
State Parks Operations	11	NEW: For management and improvement of trails across the state parks (6); For expanding regional crew capacity of the PA Outdoor Corps (5).
State Forests Operations.....	22	NEW: For management and improvement of trails across the state forests.
DEPARTMENT TOTAL	38	
CORRECTIONS		
General Fund:		
State Correctional Institutions.....	35	NEW: For reducing use of solitary confinement.
General Government Operations.....	1	NEW: For corrections staff mental health and wellness.
Office of Victim Advocate	7	NEW: For increased services for crime survivors (2). TRANSFER: From OVA Post Conviction Victim Rights and Services (F)(EA) (5).
General Fund Total	43	
Federal Fund:		
OVA Post Conviction Victim Rights and Services (F)(EA)...	(5)	TRANSFER: To Office of Victim Advocate.
DEPARTMENT TOTAL	38	
DRUG AND ALCOHOL PROGRAMS		
Federal Fund:		
SUPTRSBG-Administration and Operation (F)	2	NEW: For prevention, intervention, and treatment of opioid abuse and overdoses.
Compulsive and Problem Gambling Treatment Fund:		
Compulsive and Problem Gambling Treatment (R)	1	NEW: For case management services to address increases in problem gambling.
DEPARTMENT TOTAL	3	
EDUCATION		
General Fund:		
General Government Operations.....	7	NEW: For K-12 Office of Monitoring and Accountability (4); For Educator Talent Recruitment Office (3).
DEPARTMENT TOTAL	7	

Summary of 2024-25 Complement Changes

Department / Fund / Appropriation	Increase/ Decrease	Comment on Complement Change
EMERGENCY MANAGEMENT AGENCY		
General Fund:		
General Government Operations.....	25	NEW: For emergency management response efforts and local support (23). TRANSFER: From Radiological Emergency Response Planning (R)(1), and General Operations (1).
State Fire Commissioner.....	1	NEW: For technical advice and support to local fire services.
General Fund Total	<u>26</u>	
Restricted Funds:		
Radiological Emergency Response Planning (R)	(1)	TRANSFER: To General Government Operations.
Federal Funds:		
Civil Preparedness (F).....	1	TRANSFER: From Domestic Preparedness-First Responder (F)(EA).
Domestic Preparedness-First Responders (F)(EA).....	(1)	TRANSFER: To Civil Preparedness (F).
Federal Funds Total	<u>-</u>	
Hazardous Materials Response Fund		
General Operations.....	(1)	TRANSFER: To General Government Operations.
Wireless E911 Emergency Services Fund:		
General Operations.....	1	NEW: For enhanced data analytics.
DEPARTMENT TOTAL	<u>25</u>	
ENVIRONMENTAL PROTECTION		
General Fund:		
General Government Operations.....	15	NEW: For the Energy Programs Office.
Environmental Protection Operations	44	NEW: For modernizing permit processes for businesses (40); For the expansion of PFAS water testing capability (2); For well plugging activities (2).
General Fund Total	<u>59</u>	
Federal Fund:		
IRA-Energy Performance-Homes Program (F)	1	NEW: For the Energy Programs Office.
IRA-Energy Performance-Electric Appliance (F).....	1	NEW: For the Energy Programs Office.
IRA-DOE-Planning Grants/Other Capacity Building Funding (F)	5	NEW: For well plugging activities.
IRA-EPA-Planning Grants/Other Capacity Building Funding (F)	3	NEW: For the Energy Programs Office.
Federal Funds Total	<u>10</u>	
Clean Air Fund:		
Western Pennsylvania Oil and Gas Project (EA)	2	NEW: For increased air quality monitoring efforts.
DEPARTMENT TOTAL	<u>71</u>	

Summary of 2024-25 Complement Changes

Department / Fund / Appropriation	Increase/ Decrease	Comment on Complement Change
GENERAL SERVICES		
General Fund:		
General Government Operations.....	39	NEW: For additional resources to remediate asbestos, maintain the Capitol Complex and other facilities, and improve space planning efforts (30); For Commonwealth agencies with in-house media products and services (3); For expand and promote contracting opportunities for small and diverse businesses (3); For Bureau of Construction reorganization into seven regions (3).
DEPARTMENT TOTAL	39	
HEALTH		
General Fund:		
General Government Operations.....	2	NEW: For reducing incidence of viral hepatitis (3). TRANSFER: To Achieving Better Care-MAP Program (-1).
Quality Assurance.....	18	NEW: For facility risk monitoring.
Long-Term Care Transformation Office.....	1	NEW: For long-term care facility support.
Achieving Better Care-MAP Program.....	1	TRANSFER: From General Government Operations.
General Fund Total	22	
Restricted:		
Vital Statistics Improvement Administration (R)(EA).....	9	TRANSFER: From Cooperative Health Statistics (F).
Federal Funds:		
Epidemiology and Laboratory Surveillance and Response (F).....	1	NEW: For vital statistics data analysis.
Cooperative Health Statistics (F).....	(9)	TRANSFER: To Vital Statistics Improvement Administration (R)(EA).
Live Healthy (F).....	(2)	Eliminated positions.
COVID-Strengthening Public Health (F)(EA).....	28	NEW: For public health infrastructure.
COVID-Epidemiology and Laboratory Surveillance and Response (F)(EA).....	(90)	Eliminated positions.
COVID-Disease Control Immunization (F)(EA).....	(4)	Eliminated positions.
Federal Funds Total	(76)	
Medical Marijuana Program Fund:		
General Operations.....	17	NEW: For safety inspections, lab operations, and program analysis.
DEPARTMENT TOTAL	(28)	
HISTORICAL AND MUSEUM COMMISSION		
General Fund:		
General Government Operations.....	5	NEW: For increased access to relevant programming at historic sites and museums (3); For streamlining environmental reviews of historic properties affected by IIJA projects (2).
DEPARTMENT TOTAL	5	

Summary of 2024-25 Complement Changes

Department / Fund / Appropriation	Increase/ Decrease	Comment on Complement Change
HUMAN SERVICES		
General Fund:		
General Government Operations.....	10	NEW: For increased access to quality services.
Youth Development Institutions and Forestry Camps	170	NEW: For capacity to accept court-ordered placements of adjudicated male youths.
Intellectual Disabilities-State Centers	<u>(1,028)</u>	Eliminated positions.
General Fund Total	<u>(848)</u>	
Federal Fund:		
COVID-Rental and Utility Assistance (F)(EA)	<u>(3)</u>	Eliminated positions.
DEPARTMENT TOTAL	<u>(851)</u>	
INSURANCE DEPARTMENT		
Insurance Regulation and Oversight Fund:		
General Government Operations.....	8	NEW: To implement the provisions of Act 146 of 2022 (4); To reduce insurance investigation backlogs (4).
DEPARTMENT TOTAL	<u>8</u>	
LABOR AND INDUSTRY		
General Fund:		
General Government Operations.....	<u>12</u>	NEW: For labor law compliance investigations.
DEPARTMENT TOTAL	<u>12</u>	
MILITARY AND VETERANS AFFAIRS		
General Fund:		
General Government Operations.....	6	NEW: For compliance with environmental laws and regulations (2); For Veterans Outreach Center (4).
DEPARTMENT TOTAL	<u>6</u>	
REVENUE		
General Fund:		
General Government Operations.....	<u>5</u>	NEW: For sales tax appeals cases.
DEPARTMENT TOTAL	<u>5</u>	
SCHOOL EMPLOYEES' RETIREMENT SYSTEM		
School Employees' Retirement Fund:		
Administration-Public School Employees' Retirement Board		
	7	TRANSFER: From Investment Related Expenses.
Investment Related Expenses.....	<u>(7)</u>	TRANSFER: To Administration-Public School Employees' Retirement Board.
DEPARTMENT TOTAL	<u>-</u>	

Summary of 2024-25 Complement Changes

Department / Fund / Appropriation	Increase/ Decrease	Comment on Complement Change
STATE		
General Fund:		
General Government Operations.....	5	NEW: For operations, election security, and voter integrity (5); For additional legal services (1); For increased capacity for protection of the public through compliance with professional standards (1). TRANSFER: To Statewide Uniform Registry of Electors (-2).
Statewide Uniform Registry of Electors.....	7	NEW: To aid the promotion of secure and fair elections (5). TRANSFER: From General Government Operations (2).
General Fund Total	<u>12</u>	
Restricted:		
Professional and Occupational Affairs (R)	3	NEW: For compliance with professional standards.
Bureau of Corporations & Charitable Organizations (EA)(R).....	14	NEW: For implementation of Act 122 corporate filing changes.
Restricted Total	<u>17</u>	
DEPARTMENT TOTAL	<u>29</u>	
STATE POLICE		
General Fund:		
General Government Operations.....	9	NEW: For gun violence prevention.
DEPARTMENT TOTAL	<u>9</u>	
GRAND TOTAL	<u>(501)</u>	

Filled Salaried Complement by Agency

The following is a summary, by department, of the Commonwealth's filled salaried complement levels for departments under the Governor's jurisdiction.

<i>Department</i>	<i>January 2021</i>	<i>January 2022</i>	<i>January 2023</i>	<i>January 2024</i>	<i>Difference Current - January 2021</i>
Governor's Office	69	68	69	90	21
Lieutenant Governor	16	16	7	8	(8)
Executive Offices	2,972	2,953	3,035	3,129	157
Commission on Crime and Delinquency	103	109	120	129	26
Aging	77	80	92	90	13
Agriculture	551	557	573	597	46
Banking and Securities	176	171	169	175	(1)
Civil Service Commission	15	14	13	13	(2)
Community and Economic Development	274	281	307	339	65
Conservation and Natural Resources	1,214	1,271	1,282	1,359	145
Corrections	16,008	15,656	15,703	15,848	(160)
Drug and Alcohol Programs	79	83	83	91	12
Education	442	444	455	489	47
Emergency Management Agency	170	169	178	186	16
Environmental Hearing Board	9	9	10	10	1
Environmental Protection	2,295	2,327	2,419	2,538	243
Fish and Boat Commission	376	367	363	371	(5)
Game Commission	632	656	712	726	94
General Services	826	794	807	902	76
Health	1,088	1,181	1,263	1,330	242
Historical and Museum Commission	187	186	185	194	7
Human Services	14,976	14,191	13,654	13,379	(1,597)
Infrastructure Investment Authority	33	32	31	32	(1)
Insurance	236	239	240	248	12
Labor and Industry	3,961	3,924	4,140	4,440	479
Liquor Control Board	3,182	3,202	3,236	3,256	74
Military and Veterans Affairs	2,436	2,356	2,342	2,341	(95)
Milk Board	17	17	16	16	(1)
Municipal Employees' Retirement	32	36	43	39	7
Public School Employees' Retirement System	344	327	336	347	3
Public Utility Commission	462	464	455	446	(16)
Revenue	1,601	1,546	1,527	1,576	(25)
State	476	467	443	489	13
State Employees' Retirement System	192	198	213	215	23
State Police	6,220	6,145	6,164	6,232	12
Transportation	11,118	11,073	10,822	11,058	(60)
TOTAL ALL DEPARTMENTS	72,865	71,609	71,507	72,728	(137)

^a The Executive Offices - Commission on Crime and Delinquency is shown as a separate agency for budget presentation purposes only.



Commonwealth of Pennsylvania

Governor's Executive Budget

STATISTICAL DATA

This section presents historical data for various Pennsylvania economic indicators. The data are obtained from published sources noted on each page. Additional data are available from the Penn State Data Center via their homepage at <https://pasdc.hbg.psu.edu>.

Selected Data on The Commonwealth of Pennsylvania

General Overview

The Commonwealth of Pennsylvania is one of the nation's most populous states, ranking fifth behind California, Texas, Florida, and New York. Boasting a diverse economy, Pennsylvania has been a key player in various industries throughout its history, including shipbuilding, iron, chemicals, lumber, oil, textiles, glass, coal, and steel. Historically recognized as a heavy industrial state, this identity has evolved in recent decades with the decline of coal, steel, and railroad industries. Consequently, Pennsylvania's business landscape has adapted, fostering a more diversified economic base. Presently, the state experiences significant growth in the service sector, particularly in health care, leisure-hospitality, transport, and storage.

The “eds and meds” sector, combining education and health care, is integral to Pennsylvania's economy. Education institutions contribute to job creation and the cultivation of new businesses. The Pittsburgh region has witnessed rapid growth in high-tech fields like software development and robotics, while Philadelphia's universities support regional health systems and foster startups in the life sciences – a major economic driver in the region.

Although the manufacturing sector has shifted from its peak during Pittsburgh's steel dominance and Philadelphia's claim as the “workshop of the world,” Pennsylvania still maintains a manufacturing employment share above the national average. The production of pharmaceuticals remains a significant growth engine and the state's increased production of natural gas liquids forms the basis for growth in chemicals and plastics. While employment in the manufacturing sector has grown in the last three years, employment is expected to remain below pre-pandemic levels and gradually fall for the next several years.

Professional, scientific, and technical services will stand out as a bright spot for the state in terms of job growth and economic output gains. High-tech fields such as artificial intelligence, industrial automation, and bio sciences are anticipated to experience the most growth, with more traditional fields like legal services seeing more moderate gains. The state's health care and social service sector will continue to be a reliable source of job gains, albeit with slower overall growth compared to previous years. Burnout among health care workers is often cited as a factor in hospital staffing shortages, while nursing homes and day care centers have faced challenges competing for workers.

Lastly, Pennsylvania's geographic location positions it as a prime corridor for the transportation of goods. With extensive rail service, ports, and a grid of interstate highways, the state remains an integral part of the Northeast region's economic activity.

Population

The Commonwealth is highly urbanized. Its largest metropolitan statistical areas include the cities of Philadelphia and Pittsburgh, which together contain most of the state’s total population. According to the U.S. Bureau of the Census, the population of Pennsylvania was just under 13.0 million people in 2022. Pennsylvania’s growth rate is slower than the national average, and it has a higher percentage of the individuals aged 45 or over compared to the nation or the Middle Atlantic region. The following tables present the population trend from 2018 to 2022 and the age distribution for 2022.

Population Trends Pennsylvania, Middle Atlantic Region, and the United States 2018-2022

As of July 1	Total Population in Thousands			Total Population as a share of 2018 base			
	Pennsylvania	Middle Atlantic Region ^a	United States	Pennsylvania	Middle Atlantic Region ^a	United States	
2018.....	12,801	41,217	326,688	100.0 %	100.0 %	100.0 %	%
2019.....	12,802	41,138	328,240	100.0 %	99.8 %	100.5 %	%
2020.....	12,995	42,373	331,527	101.5 %	102.8 %	101.5 %	%
2021.....	13,014	42,137	332,049	101.7 %	102.2 %	101.6 %	%
2022.....	12,972	41,906	333,271	101.3 %	101.7 %	102.0 %	%

^a Middle Atlantic Region: Pennsylvania, New York, and New Jersey.
Source: U.S. Department of Commerce, Bureau of the Census.

Population by Age Group - 2022 Pennsylvania, Middle Atlantic Region, and the United States

Age	Pennsylvania	Middle Atlantic Region ^a	United States	
Under 5 Years.....	5.2 %	5.3 %	5.5 %	%
5 -24 Years	24.3 %	24.2 %	25.6 %	%
25-44 Years	25.4 %	26.3 %	26.8 %	%
45-64 years.....	25.5 %	25.8 %	24.8 %	%
65 years and over	19.6 %	18.4 %	17.3 %	%

^a Middle Atlantic Region: Pennsylvania, New York, and New Jersey.
Source: U.S. Department of Commerce, Bureau of the Census.

Employment

In 2022, non-agricultural employment experienced growth over the prior year not only in Pennsylvania but also across the Middle Atlantic Region and the entire United States. The following table shows employment trends in those areas from 2018 to 2022.

Non-Agricultural Establishment Employment Trends Pennsylvania, Middle Atlantic Region, and the United States 2018-2022

Calendar Year	Total Establishment Employment in Thousands			Total Establishment Employment as a share of 2018 base					
	Pennsylvania	Middle Atlantic	United States	Pennsylvania	Middle Atlantic		United States		
		Region ^a			Region ^a	United States			
2018.....	6,010	19,855	148,893	100.0	%	100.0	%	100.0	%
2019.....	6,065	20,058	150,900	100.9	%	101.0	%	101.3	%
2020.....	5,619	18,287	142,252	93.5	%	92.1	%	95.5	%
2021.....	5,751	18,820	146,102	95.7	%	94.8	%	98.1	%
2022.....	5,991	19,764	152,625	99.7	%	99.5	%	102.5	%

^a Middle Atlantic Region: Pennsylvania, New York, and New Jersey.
Source: U.S. Bureau of Labor and Statistics.

As shown below, non-manufacturing employment in Pennsylvania increased in 2022 from the prior year and makes up 91 percent of total non-agricultural employment. Manufacturing, contributing 9 percent of 2022 non-agricultural employment, trails behind the services sector, the trade sector, and the government sector as the 4th largest single source of employment within the Commonwealth. In 2022, the services sector accounted for 50 percent of all non-agricultural employment while the trade sector accounted for 14 percent. The following table shows trends in employment by sector for Pennsylvania from 2018 through 2022.

Non-Agricultural Establishment Employment by Sector Pennsylvania 2018-2022

	Calendar Year									
	2018		2019		2020		2021		2022	
	Employees	%	Employees	%	Employees	%	Employees	%	Employees	%
(In Thousands)										
Manufacturing:										
Durable	343.0	6 %	345.4	5 %	319.0	6 %	319.9	5 %	332.6	5 %
Non-Durable	227.9	4 %	229.3	4 %	218.6	4 %	222.4	4 %	231.1	4 %
Total Manufacturing	570.9	10 %	574.7	9 %	537.6	10 %	542.3	9 %	563.6	9 %
Non-Manufacturing:										
Trade	836.2	14 %	826.7	14 %	769.1	14 %	796.4	14 %	812.4	14 %
Finance	325.9	5 %	330.8	6 %	325.3	6 %	327.0	6 %	334.5	6 %
Services	2,998.8	50 %	3,037.2	50 %	2,728.3	49 %	2,823.6	49 %	2,987.3	50 %
Government	703.1	12 %	706.4	12 %	685.0	12 %	675.9	12 %	678.3	11 %
Utilities	290.7	5 %	300.2	5 %	294.9	5 %	310.3	5 %	332.9	6 %
Construction	255.8	4 %	261.1	4 %	241.1	4 %	253.2	5 %	259.1	4 %
Mining	28.7	0 %	28.9	0 %	23.0	0 %	21.8	0 %	22.4	0 %
Total Non-Manufacturing	5,439.1	90 %	5,491.3	91 %	5,066.9	90 %	5,208.2	91 %	5,426.9	91 %
Total Employees	6,010.0	100 %	6,066.0	100 %	5,604.5	100 %	5,750.6	100 %	5,990.5	100 %

^a Wholesale and retail trade.

^b Finance, insurance, and real estate.

^c Includes transportation, communications, electric, gas, and sanitary services.

^d Does not include workers involved in labor-management disputes.

Source: U.S. Bureau of Labor and Statistics.

The following table presents the percentages of non-agricultural employment in various sectors in Pennsylvania and the United States in 2022.

Non-Agricultural Establishment Employment by Sector Pennsylvania and the United States

	2022 Calendar Year	
	Pennsylvania	United States
Manufacturing	9 %	8 %
Trade	14 %	14 %
Finance	6 %	6 %
Services	50 %	47 %
Government	11 %	15 %
Utilities	6 %	5 %
Construction	4 %	5 %
Mining	0 %	0 %
Total	100 %	100 %

^a Wholesale and retail trade.

^b Finance, insurance, and real estate.

^c Includes transportation, communications, electric, gas, and sanitary services.

Source: U.S. Department of Labor, Bureau of Labor Statistics.

Fabricated metals industries are the largest employer within Pennsylvania’s manufacturing sector. In 2022, they made up 14.1 percent of Pennsylvania’s manufacturing employment while accounting for just 1.3 percent of total non-agricultural employment in the state. The following table shows trends in manufacturing employment by industry for Pennsylvania from 2018 to 2022.

Manufacturing Establishment Employment by Industry Pennsylvania 2018-2022

	Calendar Year									
	2018	%	2019	%	2020	%	2021	%	2022	%
Durable Goods:	(In Thousands)									
Primary Metals	35.7	6 %	35.9	6 %	32.0	6 %	30.9	6 %	33.2	6 %
Fabricated Metals	82.4	14 %	82.9	14 %	76.6	14 %	76.4	14 %	79.2	14 %
Machinery (excluding electrical)	45.7	8 %	46.2	8 %	42.8	8 %	42.4	8 %	44.5	8 %
Electrical Equipment	26.9	5 %	27.2	5 %	25.7	5 %	25.4	5 %	25.5	5 %
Transportation Equipment	37.5	7 %	38.7	7 %	34.6	6 %	35.4	7 %	36.6	6 %
Furniture Related Products	16.3	3 %	15.8	3 %	14.2	3 %	15.0	3 %	15.7	3 %
Other Durable Goods	98.5	17 %	98.7	17 %	93.2	17 %	94.5	17 %	97.9	17 %
Total Durable Goods	343.0	60 %	345.4	60 %	319.0	59 %	319.9	59 %	332.6	59 %
Non-Durable Goods:										
Pharmaceutical/ Medicine	18.3	3 %	18.9	3 %	19.6	4 %	20.5	4 %	20.8	4 %
Food Products	73.0	13 %	73.6	13 %	71.3	13 %	73.2	14 %	77.8	14 %
Chemical Products	41.1	7 %	42.4	7 %	42.2	8 %	43.6	8 %	44.4	8 %
Printing and Publishing	23.1	4 %	22.5	4 %	19.5	4 %	18.6	3 %	18.6	3 %
Plastics/Rubber Products	40.2	7 %	40.5	7 %	38.8	7 %	39.7	7 %	41.4	7 %
Other Non-Durable Goods	32.4	6 %	31.4	6 %	27.1	5 %	26.9	5 %	28.1	5 %
Total Non-Durable Goods	227.9	40 %	229.3	40 %	218.6	41 %	222.5	41 %	231.1	41 %
Total Manufacturing Employees	570.9	100 %	574.7	100 %	537.6	100 %	542.3	100 %	563.6	100 %

Source: U.S. Department of Labor, Bureau of Labor Statistics.

Unemployment

In 2022, Pennsylvania had an annual unemployment rate of 4.4 percent, which was higher than the United States unemployment rate of 3.6 percent. The following table represents the annual unemployment rate in Pennsylvania, the Middle Atlantic Region, and the United States from 2018 to 2022.

Annual Average Unemployment Rate Pennsylvania, Middle Atlantic Region, and the United States 2018-2022

Calendar Year	Pennsylvania		Middle Atlantic Region ^a		United States	
	Rate	%	Rate	%	Rate	%
2018.....	4.4	%	4.2	%	3.9	%
2019.....	4.3	%	3.9	%	3.7	%
2020.....	8.9	%	9.4	%	8.1	%
2021.....	6.0	%	6.6	%	5.3	%
2022.....	4.4	%	4.2	%	3.6	%

^a Middle Atlantic Region: Pennsylvania, New York, New Jersey.
Source: U.S. Department of Labor, Bureau of Labor Statistics.

The following table presents the thirty largest non-governmental employers in Pennsylvania:

Commonwealth of Pennsylvania Thirty Largest Non-Governmental Employers 2nd Quarter, 2023

Company	Rank	Company	Rank
Wal-Mart Associates Inc.....	1	Saint Luke's Hospital	16
Trustees of the University of PA	2	Comcast Cablevision Corp (PA)	17
Giant Food Stores LLC	3	The Vanguard Group Inc	18
Pennsylvania State University	4	Wawa Inc.....	19
Amazon.com Services Inc.....	5	Universal Protection Service LLC.....	20
United Parcel Service Inc.....	6	Merck Sharp & Dohme Corporation	21
UPMC Presbyterian Shadyside	7	Lehigh Valley Hospital Center.....	22
The Children's Hospital of Philadelphia	8	Sheetz Inc	23
Lowe's Home Centers LLC.....	9	Western Penn Allegheny Health	24
PNC Bank NA	10	Milton S Hershey Medical Center.....	25
University of Pittsburgh	11	FedEx Ground Package System Inc	26
Weis Markets Inc	12	Excel Companion Care LLC.....	27
Home Depot USA Inc.....	13	Wegmans Food Markets Inc	28
Target Corporation.....	14	Pennsylvania CVS Pharmacy LLC.....	29
Giant Eagle Inc	15	Thomas Jefferson University Hospital	30

Source: Pennsylvania Department of Labor & Industry.

Personal Income

In 2022, total personal income in the Commonwealth reached \$836.8 billion, a 0.4 percent increase over the previous year. Meanwhile, national personal income saw a higher growth of 2.0 percent during the same period. Per capita income in the Commonwealth stood at \$64,506, slightly below the national figure of \$65,470. The following tables represent annual personal income data and per capita income from 2018 to 2022.

Personal Income Pennsylvania, Mideast Region, and the United States 2018-2022

Year	Total Personal Income Dollars in Millions			Total Personal Income As a share of 2017 Base			
	Pennsylvania	Mideast Region ^a		Pennsylvania	Mideast Region ^a		
		United States ^b	United States ^b		United States ^b	United States ^b	
2018.....	\$ 707,043	\$ 3,073,000	\$ 17,514,402	100	% 100	% 100	%
2019.....	\$ 729,142	\$ 3,187,604	\$ 18,343,601	103	% 104	% 105	%
2020.....	\$ 783,826	\$ 3,362,442	\$ 19,609,985	111	% 109	% 112	%
2021.....	\$ 833,322	\$ 3,597,298	\$ 21,392,812	118	% 117	% 122	%
2022.....	\$ 836,778	\$ 3,597,384	\$ 21,820,248	118	% 117	% 125	%

^a Mideast Region: Pennsylvania, New York, New Jersey, Maryland, District of Columbia, and Delaware.

^b Sum of states.

Source: U.S. Department of Commerce, Bureau of Economic Analysis.

Per Capita Income Pennsylvania, Mideast Region, and the United States 2018-2022

Calendar Year	Per Capita Income			As a share of United States		
	Pennsylvania	Mideast Region ^a		Pennsylvania	Mideast Region ^a	
		United States	United States		United States	United States
2018.....	\$ 54,468	\$ 62,957	\$ 53,309	102	% 118	%
2019.....	\$ 56,125	\$ 64,852	\$ 55,547	101	% 117	%
2020.....	\$ 60,320	\$ 68,576	\$ 59,153	102	% 116	%
2021.....	\$ 64,042	\$ 73,585	\$ 64,430	99	% 114	%
2022.....	\$ 64,506	\$ 74,426	\$ 65,470	99	% 114	%

^a Mideast Region: Pennsylvania, New York, New Jersey, Maryland, District of Columbia, and Delaware.

Source: U.S. Department of Commerce, Bureau of Economic Analysis.

The Commonwealth's average hourly wage rate of \$30.55 for manufacturing and production workers is below the national average of \$30.98 for 2022. The following table presents the average hourly wage rates for 2018 through 2022.

Average Hourly Wages Production Workers on Manufacturing Payrolls Pennsylvania and the United States 2018-2022

Calendar Year	Pennsylvania	United States
2018	\$ 25.74	\$ 27.05
2019	\$ 26.23	\$ 27.70
2020	\$ 27.65	\$ 28.77
2021	\$ 28.82	\$ 29.69
2022	\$ 30.55	\$ 30.98

Source: U.S. Department of Labor, Bureau of Labor and Statistics.

Market and Assessed Valuation of Real Property

Annually, the State Tax Equalization Board Tax Equalization Division (STEB) calculates an aggregate market value of all taxable real property in the Commonwealth. This determination involves applying assessment to sales ratio studies to assessment valuations provided by local assessing officials. The market values certified by the STEB include taxable properties, exclude tax-exempt ones, and include adjustments for preferential assessments granted to specific farm and forestlands.

The table below shows the assessed valuation certified by the counties, along with the market value and the assessed to market value ratio determined by the STEB for real property from 2018 to 2022. When computing the market values for odd-numbered years, the STEB is legally constrained to certify changes resulting from properties added to or removed from the assessment rolls. In even-numbered years, the STEB can adjust the market valuation to reflect changes in real estate values or other economic factors.

Valuations of Taxable Real Property 2018-2022

Year	Market Value ^a	Assessed Valuation	Rate of Assessed Valuation to Market Value ^a
2018.....	\$ 877,385,372,915	\$ 642,305,663,711	73.2 %
2019.....	\$ 921,740,258,352	\$ 677,135,861,022	73.5 %
2020.....	\$ 965,836,433,494	\$ 696,790,394,130	72.1 %
2021.....	\$ 975,443,133,973	\$ 729,487,795,164	74.8 %
2022.....	\$ 1,057,970,532,347	\$ 735,677,350,066	69.5 %

^a Market Value difference between Regular Assessment and Preferential Assessment under Act 319 of 1974.
Source: Annual Certifications by the State Tax Equalization Board.

– THIS PAGE INTENTIONALLY LEFT BLANK –



GOVERNOR JOSH SHAPIRO

For more information, visit
BUDGET.PA.GOV