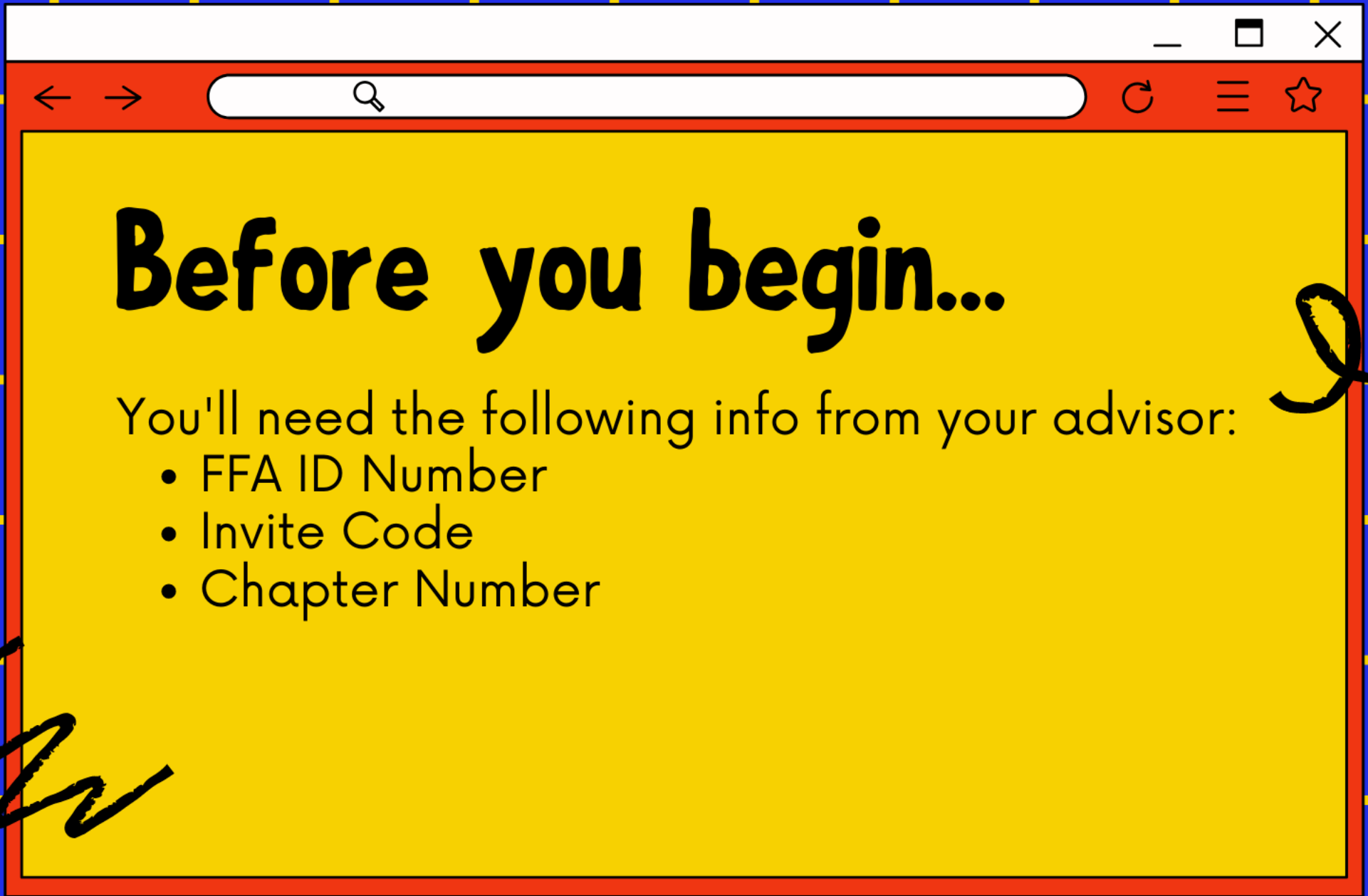


# Creating a MyFFA.org Student Account


Georgia FFA Association




# Before you begin...

You'll need the following info from your advisor:

- FFA ID Number
- Invite Code
- Chapter Number



**Step 1:** Open your web browser and go to [www.ffa.org](http://www.ffa.org).  
Click on **DASHBOARD** and then **STUDENT MEMBERS**.



## Step 2:

Click on **MANAGE MY PROFILE**.

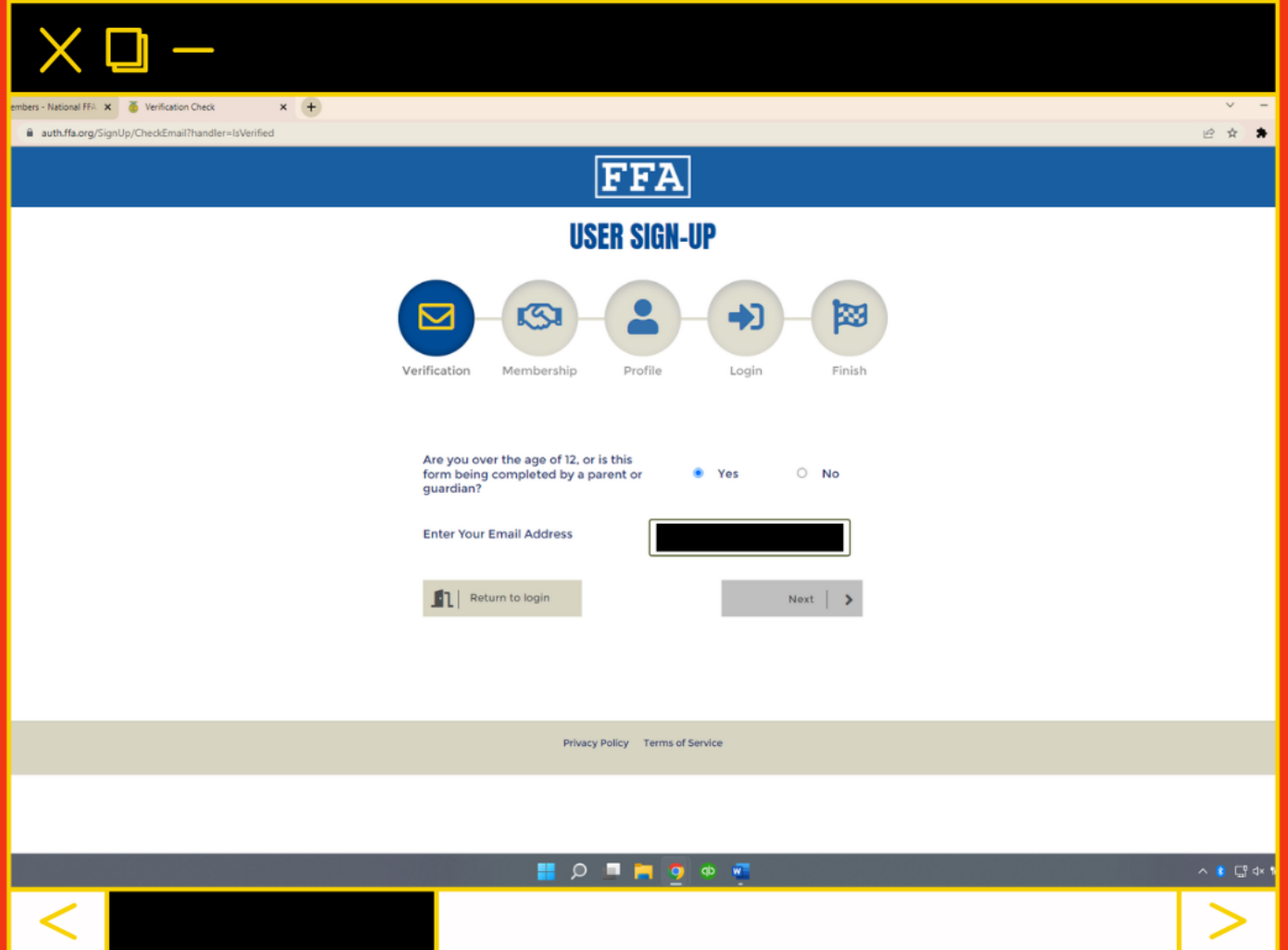
## Step 3:

Click on **LOG IN OR SIGN UP**.





**Step 4:** Click on **SIGN UP**.



**Step 5:**

Click **YES** in response to the question.

Enter Your Email Address.



**Step 6:** Click **YES** in response to the question.  
Select **I HAVE BOTH AN FFA ID AND AN INVITE CODE.**

# Step 7:

Enter all of the required information in each text box.

www.ffa.org

Verification Membership Profile Login Finish

Do you have an Invite Code or FFA ID?  Yes  No

What do you have? I have both an FFA ID and an invite code

Enter your FFA ID

Enter your Invite Code

First Name

Last Name

State Georgia

Chapter

< Back

Next >

Return to login

Privacy Policy Terms of Service

www.ffa.org

Verification Membership Profile **Login** Finish

# Step 8:

Enter your email address and birthdate.

Create a username and password \*\*that you will remember\*\*.

**If the system cannot find you - double check that you used the correct invite code and FFA ID Number.**

Great, we found you in our system!  
Now let's create your user login.

Email Address

Date of Birth

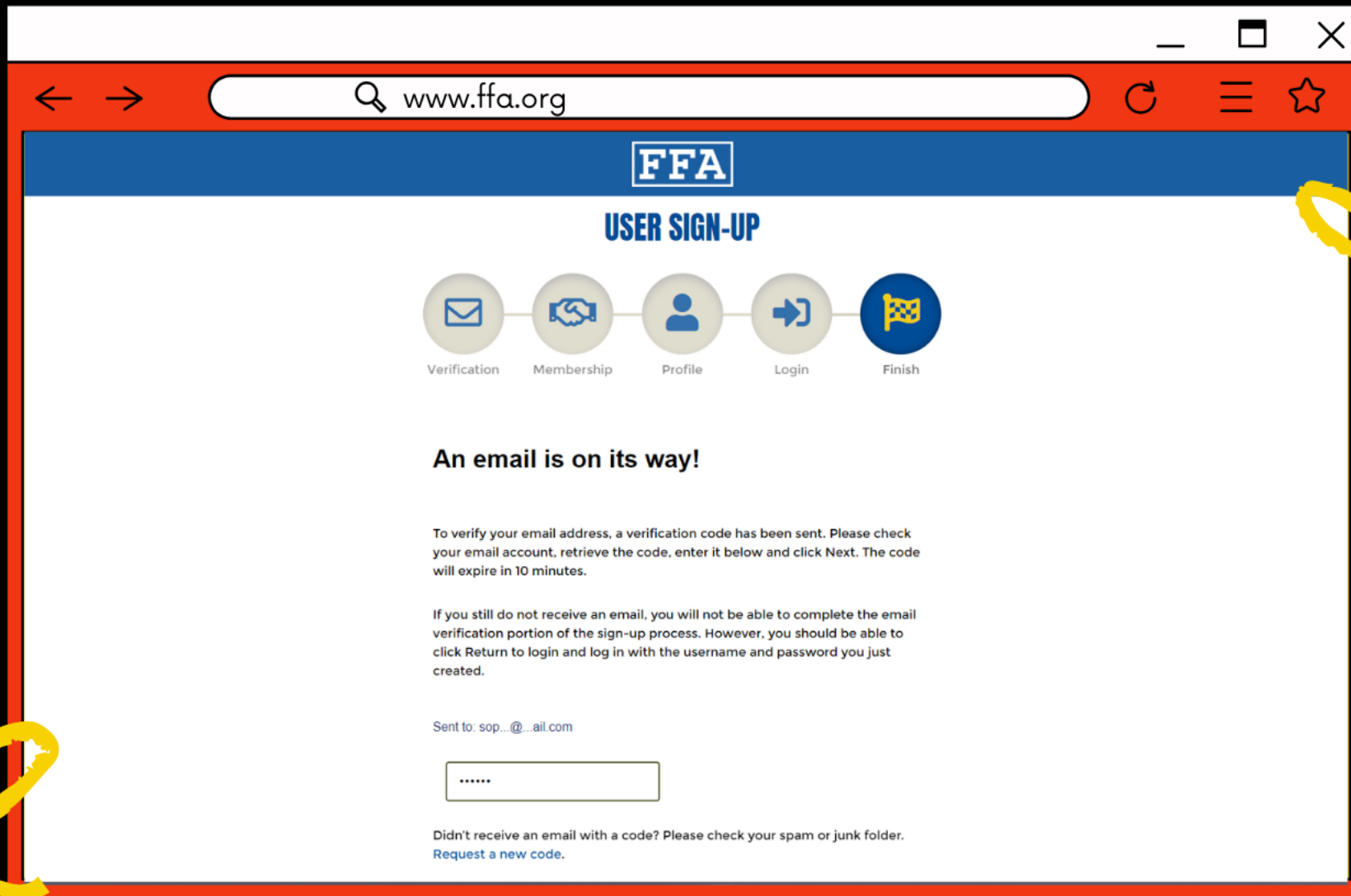
Create Username

Create Password

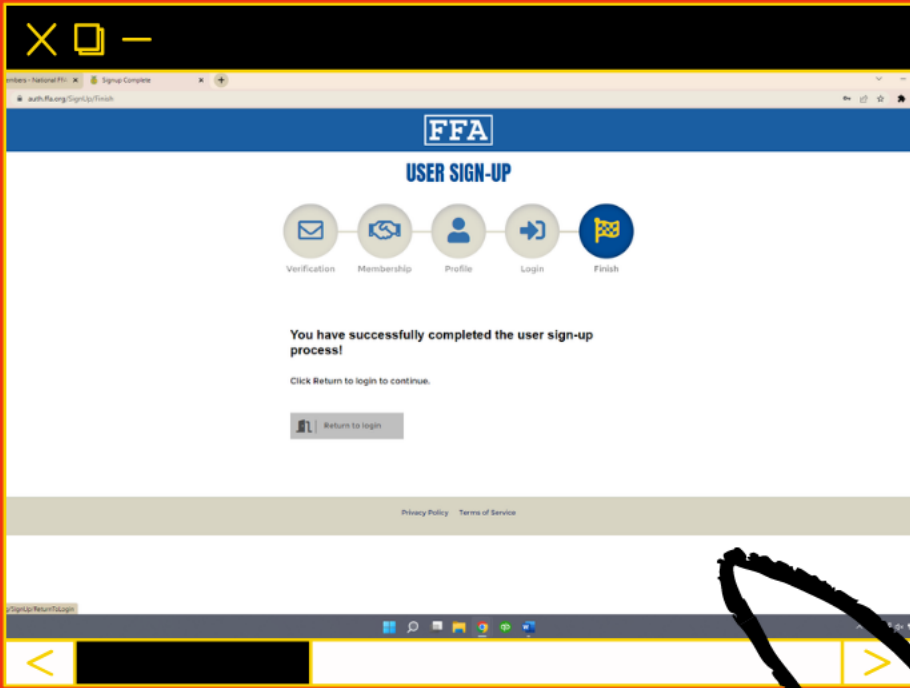
Confirm Password

Click here to acknowledge you have read and agree to the FFA.org [Terms of Use](#) and [Privacy Policy](#)

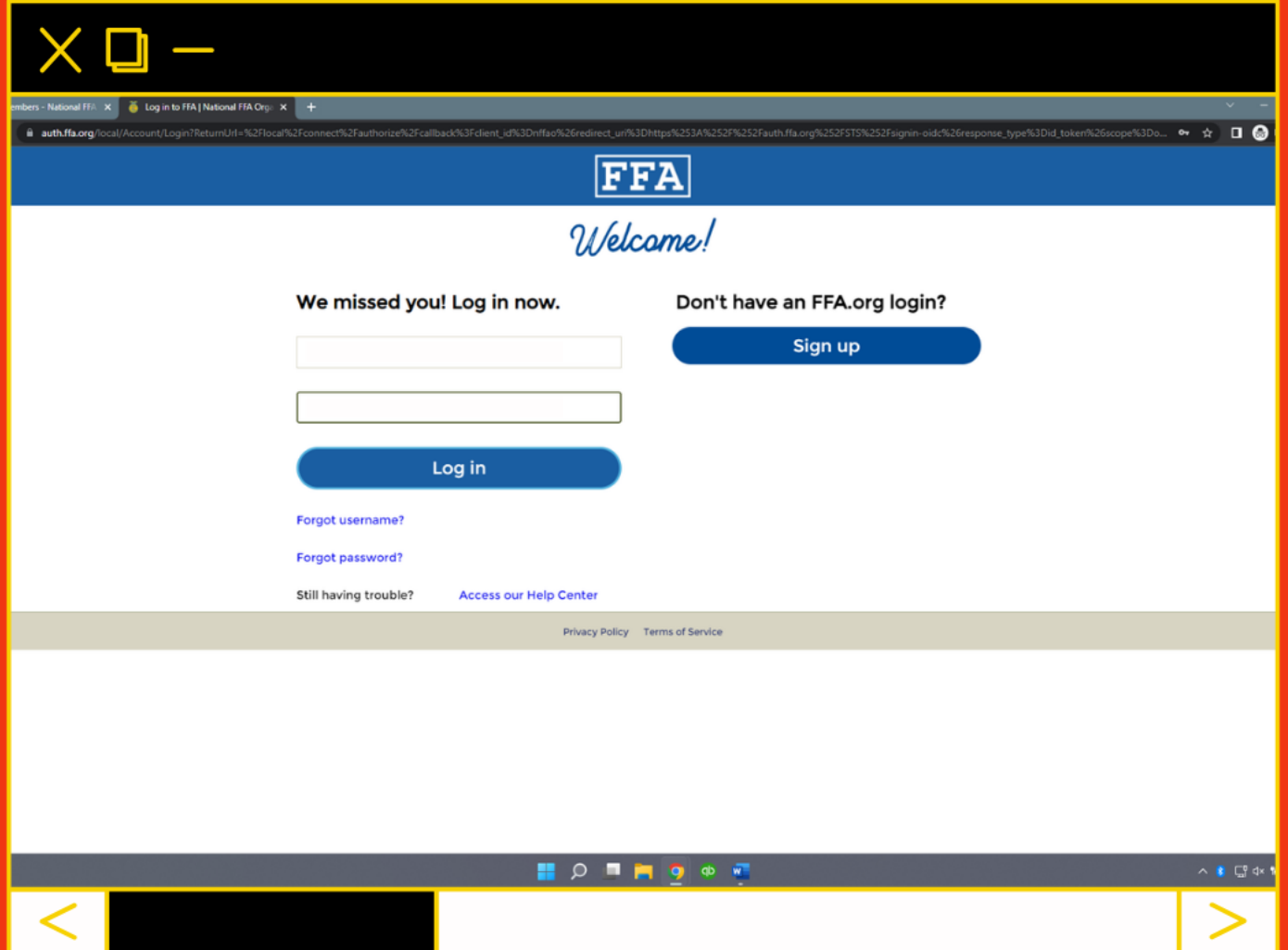




**Step 9:** Check the email address that you linked to your account. Enter the verification code from the email.



**Step 10:** Click on RETURN TO LOGIN.



**Step 11:**

Log In using the username and password that you created.

Welcome | Sign Out Back to FFA.org | Help?

First Name

Last Name

Date Of Birth

Home Phone

Mobile Phone

Email

ZIP Code

City

State

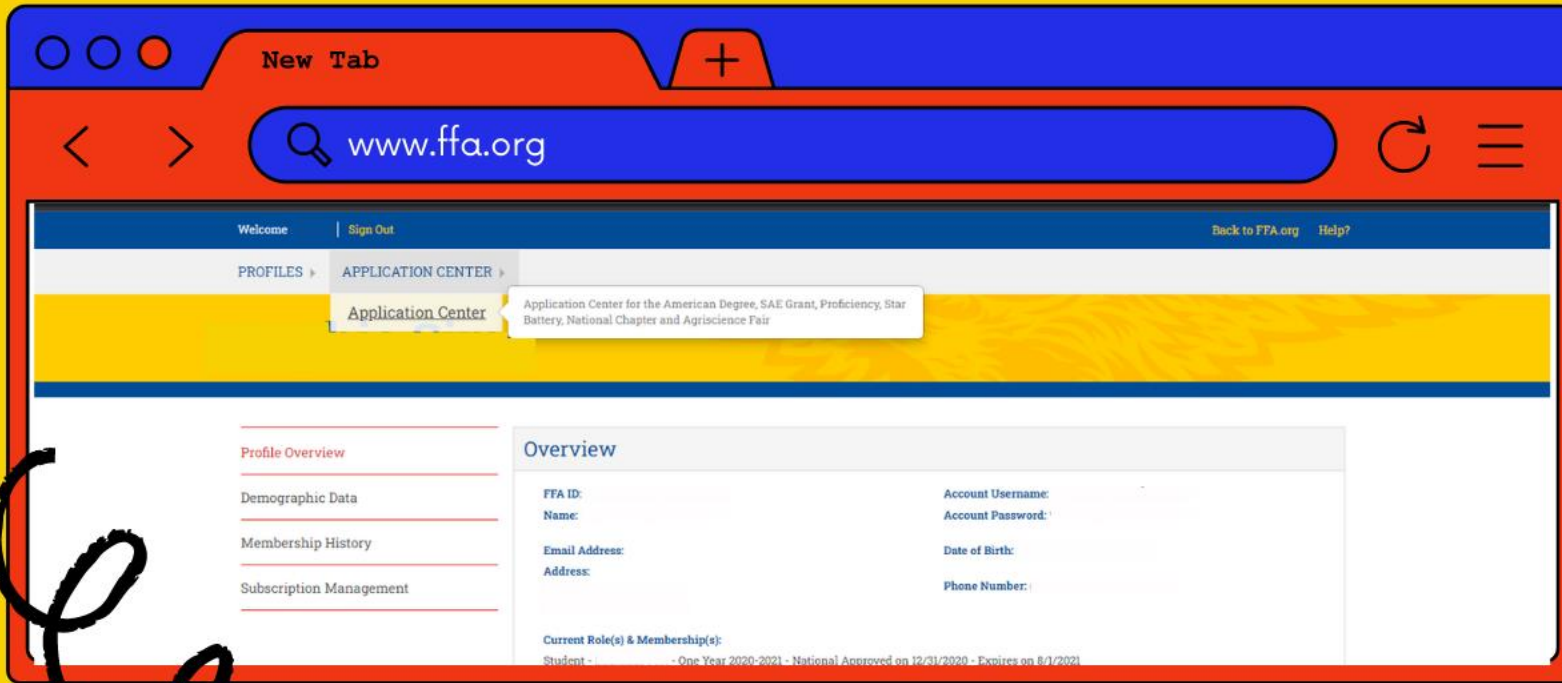
Address Line 1

Address Line 2

Home | Help | Contact Us | You Talk, We Listen. | Careers at FFA | Site Map | Search | FFA Brand Center | Media Center | Privacy Policy | LOG OUT © 2022 NATIONAL FFA ORGANIZATION

## Step 12:

Complete the profile with all of your information. You MUST enter a phone number and email address at minimum. Click **COMPLETE PROFILE**.



**Step 13:**  
Click on **APPLICATION CENTER**.

## Step 14:

Click on any of the hyperlinks for the different awards and degrees.



www.ffa.org

AET | Visit FFA.org

## Degree/Application Manager

Lagrange  
Sophie Sims

- Go to FFA.org
- Go to AET
- Student Help
- Teacher Help
- AET Classroom
- Ask AET a Question
- Sign Off

### Degree/Application Manager

Use the resources on this page to review your AET records (if apply), add FFA applications appropriate to your state, and review your application details on this page. Also, be sure and review your "submission list & feedback" to monitor your progress of online awards.

Submission Lists & Feedback

Start a new application by choosing from this dropdown menu:

Agriscience Fair

Then  level\* to create one.

- Agriscience Fair
- American Degree
- Generic Chapter/GH/State Star Application
- Georgia FFA State Degree
- Proficiency Application
- Research Proficiency Application

3560284 | 2211 | Tuesday, June 28, 2022

# Step 15:

From the dropdown menu, select the award or degree application that you're looking for. Click **ADD NEW**.

